

**MISSION TRAINING PLAN  
FOR THE  
HEADQUARTERS AND SUPPORT  
COMPANY, ENGINEER BATTALION  
(COMBAT) (HEAVY)**

**JULY 2002**



**MISSION TRAINING PLAN  
for the  
Headquarters and Support Company, Engineer Battalion  
(Combat) (Heavy)**

**TABLE OF CONTENTS**

	<u>PAGE</u>
<b>Table of Contents .....</b>	<b>i</b>
<b>PREFACE .....</b>	<b>ii</b>
<b>Chapter 1. Unit Training .....</b>	<b>1-1</b>
<b>Chapter 2. Training Matrixes.....</b>	<b>2-1</b>
2-1. General.....	2-1
2-2. Mission-to-Collective Tasks Matrix.....	2-1
<b>Chapter 3. Mission Outlines / Training Plans.....</b>	<b>3-1</b>
<b>Chapter 4. Training Exercise.....</b>	<b>4-1</b>
<b>Chapter 5. Training and Evaluation Outlines (T&amp;EOs).....</b>	<b>5-1</b>
<b>Chapter 6. External Evaluation .....</b>	<b>6-1</b>
<b>APPENDIX A - SAMPLE OPERATION ORDER (OPORD).....</b>	<b>A-1</b>
<b>APPENDIX B - THREAT ANALYSIS .....</b>	<b>B-1</b>
<b>APPENDIX C - METRIC CONVERSION CHART .....</b>	<b>C-1</b>
<b>Glossary .....</b>	<b>Glossary-1</b>
<b>References .....</b>	<b>References-1</b>
<b>Questionnaire .....</b>	<b>Questionnaire-1</b>

DISTRIBUTION RESTRICTION: Approved for public release; distribution is unlimited.

\*This publication supersedes ARTEP 5-416-34-MTP, 05 April 2002

## PREFACE

This mission training plan (MTP) provides the Active Component (AC) and the Reserve Component (RC) training manager with a descriptive, mission-oriented training program to train the unit to perform its critical wartime operations. While general defense plan missions and deployment assignments impact on the priorities, the operations described here are the principal ones that the headquarters and support company, engineer battalion (combat) (heavy) is expected to execute with a high level of proficiency. Each unit is expected to train, as a minimum, to the standards of the training and evaluation outlines (T&EOs) in the MTP. Standards for training may be made more difficult but may not be lowered. This document is in alignment with and part of the United States (US) Army's training and tactical doctrine.

This MTP applies to the Headquarters and Support Company, Engineer Battalion (Combat) (Heavy) table(s) of organization and equipment (TOE) 05416L000.

The proponent of this publication is Headquarters (HQ) US Army Training and Doctrine Command (TRADOC). Send comments and recommendations on Department of Army (DA) Form 2028 directly to Commandant, US Army Maneuver Support Center (MANSCEN), ATTN: ATZT-DT-WF-E, Fort Leonard Wood, Missouri 65473-8600.

Unless this publication states otherwise, masculine nouns and pronouns do not refer exclusively to men.

## CHAPTER 1

### Unit Training

1-1. General. This MTP provides the commander and leaders with guidance on how to train the key missions of the unit. The specific details of the unit's training program will depend on the--

- Unit's mission-essential tasks list (METL).
- Chain-of-command's training directives and guidance.
- Training priorities of the unit.
- Availability of training resources and areas.

1-2. Supporting Material. This MTP describes a critical wartime mission-oriented training program that is part of the next higher echelon's training program. This relationship is illustrated in Figure 1-1 (page 1-2). The unit's training program consists of the following publications:

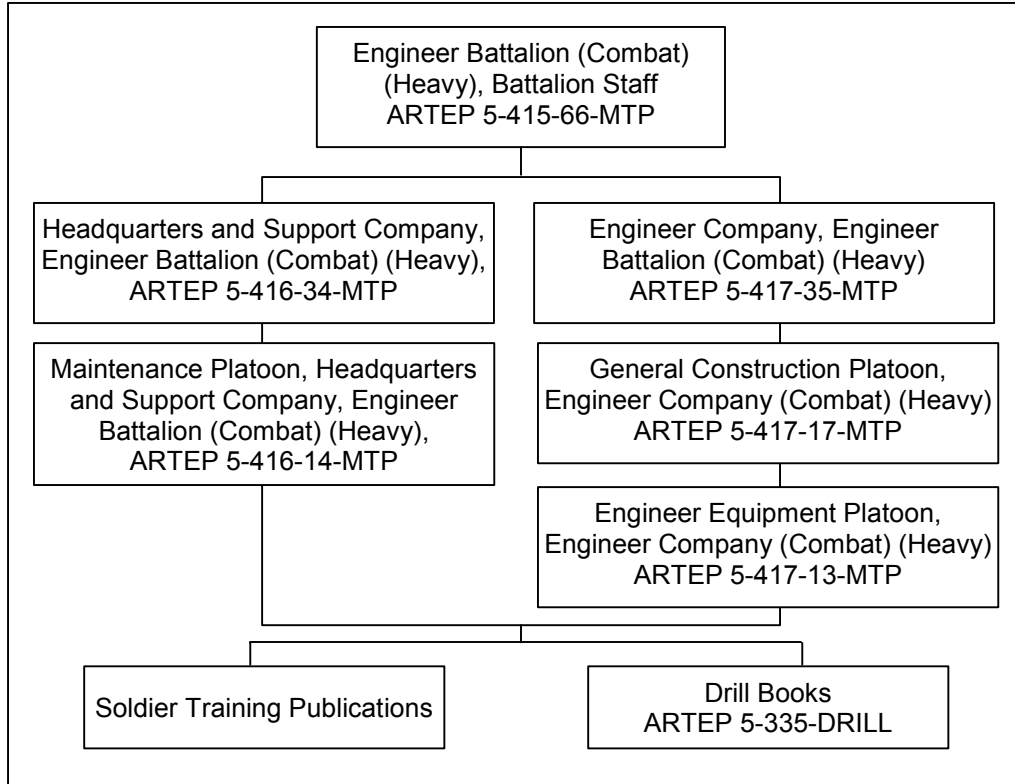
a. Army Training and Evaluation Program (ARTEP) 5-415-66-MTP for the engineer battalion (combat) (heavy), battalion staff. This ARTEP MTP indicates the relationship of the battalion's training program to the next higher-level training program.

b. ARTEP 5-417-35-MTP for the engineer company, engineer battalion (combat) (heavy). This ARTEP MTP indicates the relationship of the company's training program to the battalion's training program.

c. ARTEP 5-417-13-MTP and ARTEP 5-417-17-MTP for the engineer platoons (combat) (heavy). These ARTEP MTPs indicate the relationship of the platoons' training programs to the company's training program.

d. ARTEP 5-335-DRILL for the engineer drills. The unit must sustain drills. They are US Army standard and may not be modified.

e. Soldier training publications (STPs) for the appropriate military occupational specialties (MOSs) and skill levels.



**Figure 1-1. MTP Echelon Relationship**

1-3. Contents. This MTP is organized into six chapters and three appendixes.

a. Chapter 1, Unit Training, provides the explanation and organization of this MTP. This chapter explains how to use this MTP in establishing an effective training program.

b. Chapter 2, Training Matrixes, shows the relationship between the mission and the collective tasks.

c. Chapter 3, Mission Outlines/Training Plans, presents a graphic portrayal of the relationship between missions and their subordinate tasks.

d. Chapter 4, Training Exercises, consists of a field training exercise (FTX). This exercise provides training information and a preconstructed scenario. It can serve as a part of an internal or external evaluation. This exercise may be modified to suit the training needs of the unit.

e. Chapter 5, Training and Evaluation Outlines (T&EOs), provides the training and evaluation criteria for all the tasks that the unit must master to effectively perform its mission. Each task is a T&EO that identifies task steps, performance measures, individual and leader tasks, and opposing forces (OPFOR) counter tasks. Each T&EO is part of a mission and, in various combinations, composes the training exercise in Chapter 4.

f. Chapter 6, External Evaluation, provides instructions for the planning, preparation, and execution of an external evaluation.

g. Appendix A, Sample Operation Order (OPORD), contains a sample OPORD.

h. Appendix B, Threat Analysis, describes the local, regional, and global threats, as well as special situations that impact operations.

i. Appendix C, Metric Conversion Chart, shows how to convert US and metric measurements.

#### 1-4. Missions and Tasks.

a. This MTP concerns specific missions found in the TOE and an implied mission that the unit must perform in order to accomplish the specified missions. The critical missions are the focus for the unit. The commander may supplement these missions with his own. The following is a listing of the missions for the unit:

- Countermobility.
- Sustain Engineer Operations.
- Unit Defense.
- Follow-on/Replacement Bridging.
- General Engineering.
- Mobility.
- Survivability Construction.
- Plan Engineer Operations.
- Sustainment Engineering.
- Unit survivability.

b. Each of these tasks may be trained individually or jointly with other tasks. Training is based on the criteria described in the T&EOs. Several T&EOs can be trained as a situational training exercise (STX). Various combinations of STXs can be used to develop an FTX for the unit to practice its entire mission responsibility. Several STXs can be developed into an external evaluation that is designed by the next higher echelon to evaluate the unit's ability to perform multiple missions under stress in a realistic environment.

c. Squad tasks are trained in much the same way as described above. However, the squad leader must also train the drills provided in the drill book.

d. Leader tasks that support the unit's missions are trained through STP training, battle simulations, and execution of the unit's missions.

e. Individual tasks that support unit tasks are mastered by training to standards outlined in the appropriate STPs. The T&EOs in Chapter 5 show the individual tasks that support collective-task training.

1-5. Principles of Training. This MTP is based on the training principles explained in Field Manual (FM) 25-100.

1-6. Training Strategy. The training program developed and executed by the engineer battalion to train to standards in its critical wartime missions will be a component of the Army's Combined-Arms Training Strategy (CATS). The purpose of CATS is to provide direction and guidance on how the total Army will

train and identify the resources required to support that training. The CATS will provide the tools that enable the Army to focus and manage training in an integrated manner. Central to the CATS is a series of proponent-generated unit and institutional strategies that describe the training events and resources required to facilitate training to standard. The CATS will be embedded in the Standard Army Training System (SATS) version 4.1 and higher. The Web site for this information is <http://www.atsc.army.mil/atmd/strac>.

a. The unit training strategies central to the CATS provide the commander with a descriptive "menu" for training reflecting that while there is an optimal way to train to standard, it is unlikely that all units in the Army will have the exact mix of resources required to execute an optimal training strategy.

b. The unit's training strategy is a descriptive training strategy that provides a means for training the battalion to standard by listing required training events, critical training gates, training event frequencies, and training resources. The commander selects from this MTP those tasks required to train his METL. The training strategies to be provided in the SATS 4.1 will provide the means whereby those tasks that can be trained through a focused and integrated training plan.

c. The unit's training strategy will be comprised of three separate training strategies. When integrated with the training tasks found in this MTP, they form a comprehensive and focused training strategy that allows the unit to train to standard. The elements of the unit's training strategy are--

(1) Maneuver- and collective-training strategy. The maneuver strategy is intended to provide a set of recommended training frequencies for key training events in a unit and depicts those resources that are required to support the training events.

(2) Gunnery strategy. The gunnery strategy is based on weapons systems found in the unit and is intended to provide an annual training plan and to depict resources required to support weapons training. Data for the gunnery strategy comes from the Standards in Training Commission (STRAC) manual or the appropriate FM publications.

(3) Soldier strategy. The soldier strategy provides an annual plan for training and maintaining skills at the individual level and lists the resources required to train a soldier.

d. A vital element in the unit's training strategy is the identification of critical training gates. Critical training gates are defined as training events that must be conducted to standard before moving on to a more difficult or resource-intensive training event or task. Training gates follow the crawl, walk, run training methodology. For instance, if the unit training strategy calls for conducting an FTX, and an STX has been identified as a critical training gate for the FTX, the training tasks in the STX must be trained to standard before conducting the FTX. Standards for all tasks must be clearly defined so that the trainer can assess the preparedness of the soldiers, or units, to move on to more complex training events. The provision for critical training gates is made recognizing that the unit's METL and the commander's assessment of his unit's training status will determine the selection and timing of the collective-training exercises in a specific unit's training strategy.

e. When developing the unit's training plan, the commander identifies from the MTP the training tasks required to train his METL.

1-7. Conducting Training. This MTP is designed to facilitate planning, preparing, and conducting unit training as explained in FMs 25-100 and 25-101. The commander--

a. Assigns the missions and supporting tasks for training based on his METL and guidance from the next higher HQ. Trainers must plan and execute training to support this guidance.

b. Reviews the mission outline in Chapter 3 to determine whether STXs and FTXs provided will support, or can be modified to support, command guidance. If they do not support the guidance, or if they



need to be modified, refer to the matrixes in Chapter 2. These matrixes provide a list of all critical collective tasks, drills, and individual tasks that must be mastered to perform the mission.

c. Prioritizes the tasks that need training. There is never time to train everything. You must orient on the greatest challenges and the most difficult sustainment skills.

d. Integrates training tasks into the training schedule, using the following procedures:

(1) List the tasks in the priority and frequency that they need to be trained.

(2) Determine the amount of time required and how you can use multiechelon training for the best results.

(3) Determine where the training can take place.

(4) Determine who will be responsible for what. The leader of the element being trained must always be involved.

(5) Organize needs into blocks of time and training vehicles.

e. Approves the list of tasks to be trained and schedules them on the unit's training schedule.

f. Determines the equipment and supplies needed to conduct the training.

g. Keeps subordinate leaders informed and oversees their training. The standards must be rigidly enforced.

#### 1-8. Force Protection.

a. Safety. Safety is a component of force protection. Commanders, leaders, and soldiers use risk assessment and risk management to tie force protection into the military around the mission. Risk management assigns responsibility, institutionalizes the commander's review of operational safety, and leads to decision-making at a level of command appropriate to the risk. The objective of safety is to help units protect combat power through accident prevention, which enables units to win fast and decisively, with minimum losses. Safety is an integral part of all combat operations. Safety begins with readiness that determines a unit's ability to perform its METL to standard. Readiness standards addressed during METL assessment are--

(1) Soldiers with the self-discipline to consistently perform tasks to standard.

(2) Leaders who are ready, willing, and able to enforce standards.

(3) Training that provides skills needed for performance to standard.

(4) Standards and procedures for task preferences that are clear and practical.

(5) Support for task preference, including equipment, personnel, maintenance, facilities, and services.

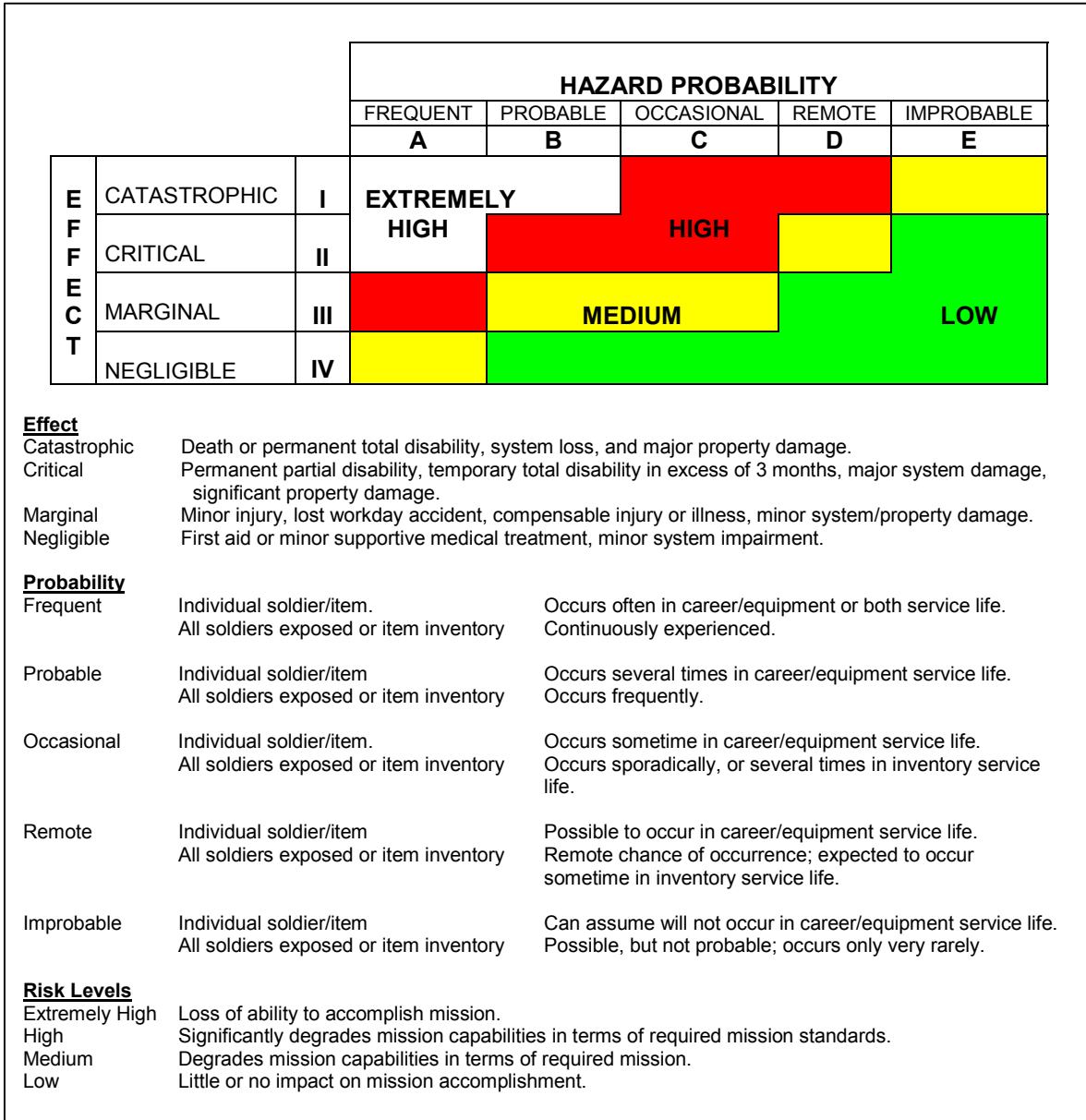
b. Risk management. Risk management is a tool that addresses the root causes (readiness shortcomings) of accidents. It assists commanders and leaders in not only identifying what the next accident is going to be, but also helps identify who will have the next accident. Risk management is a way to put more realism into training without paying the price in deaths, injuries, or damaged equipment.

c. Chain of command. Safety demands total chain-of-command involvement in planning, preparing, executing and evaluating training. Responsibilities of the chain of command include--

- (1) Commanders.
    - (a) Seek optimum, not adequate, performance.
    - (b) Specify the risk you will accept to accomplish the mission.
    - (c) Select risk reductions provided by the staff.
    - (d) Accept or reject residual risk, based on the benefit to be derived.
    - (e) Train and motivate leaders at all levels to effectively use risk-management concepts.
  - (2) Staff.
    - (a) Assist the commander in assessing risks and developing risk-reduction options for training.
    - (b) Integrate risk controls in plans, orders, METL standards, and performance measures.
    - (c) Eliminate unnecessary safety restrictions that diminish training effectiveness.
    - (d) Assess safety performance during training.
    - (e) Evaluate safety performance during after-action reviews (AARs).
  - (3) Subordinate leaders.
    - (a) Apply consistently effective risk-management concepts and methods to the operations they lead.
    - (b) Report risk issues beyond your control or authority to your superiors.
  - (4) Individual soldiers.
    - (a) Report unsafe conditions and acts; correct the situation when possible.
    - (b) Establish a buddy system to keep a safety watch on one another.
    - (c) Take responsibility for personal safety
    - (d) Work as a team member.
    - (e) Modify your own risk behavior.
- d. Steps. Risk management is a five-step cyclic process that is easily integrated into the decision-making process outlined in FM 101-5. The risk management process consists of the following five steps:
- (1) Identify hazards. Identify the most probable hazards for the mission.
  - (2) Assess hazards. Analyze each hazard to determine the probability of it causing an accident and the probable effect of the accident. Identify control options to eliminate or reduce the hazard. The Army standard risk assessment matrix in Figure 1-2 is a tool to be used for assessing hazards.
  - (3) Make risk decisions. Weigh the risk against the benefits of performing the operations. Accept no unnecessary risks, and make any remaining risk decisions at the proper level of command.

(4) Implement controls. Integrate specific controls into operation plans (OPLANs), OPORDs, standing operating procedures (SOPs), and rehearsals. Communicate controls to the individual soldier.

(5) Supervise. Determine the effectiveness of controls in reducing the probability and effect of identified hazards, to include follow-up and AAR. Develop lessons learned.



**Figure 1-2. Risk Assessment Matrix**

e. Fratricide. Fratricide prevention is a component of force protection and is closely related to safety. Fratricide is the employment of weapons, with the intent to kill the enemy or destroy his equipment, that results in unforeseen and unintentional death, injury, or damage to friendly personnel or equipment. Fratricide is by definition an accident. Risk assessment and risk management are mechanisms used to control the incidence of fratricide.

f. Causes of fratricide. The primary causes of fratricide are--

(1) Direct fire control plan failures. These failures result when units fail to develop defensive and, particularly, offensive fire control plans.

(2) Land navigation failures. These failures result when units stray out of sector, report incorrect locations, and become disoriented.

(3) Combat identification failures. These failures include gunners or pilots being unable to distinguish thermal and optical signatures near the maximum range of their sighting systems and units in proximity mistaking each other for the enemy under limited-visibility conditions.

(4) Inadequate control measures. These occur when units fail to disseminate the minimum maneuver and fire support control measures that are necessary to tie control measures to recognizable terrain or events.

(5) Reporting communication failures. Units at all levels face problems in generating timely, accurate, and complete reports as locations and tactical situations change.

(6) Weapons errors. Lapses in individual discipline lead to charge errors, accidental discharges, mistakes with explosives or hand grenades, and similar incidents.

(7) Battlefield hazards. Unexploded ordnance (UXO), unmarked or unrecorded minefields, scatterable mines (SCATMINES), and booby traps litter the battlefield. Failure to mark, record, remove, or anticipate these hazards increases the risk of friendly casualties.

g. Results. Fratricide results in unacceptable losses and increases the risk of mission failure. Fratricide undermines the unit's ability to survive and function. Units experiencing fratricide observe these consequences:

(1) Loss of confidence in unit leadership.

(2) Increase of self-doubt among leaders.

(3) Hesitation to use supporting combat systems.

(4) Oversupervision of units.

(5) Hesitation to conduct night operations.

(6) Loss of aggressiveness during fire and maneuver.

(7) Loss of initiative.

(8) Disrupted operations.

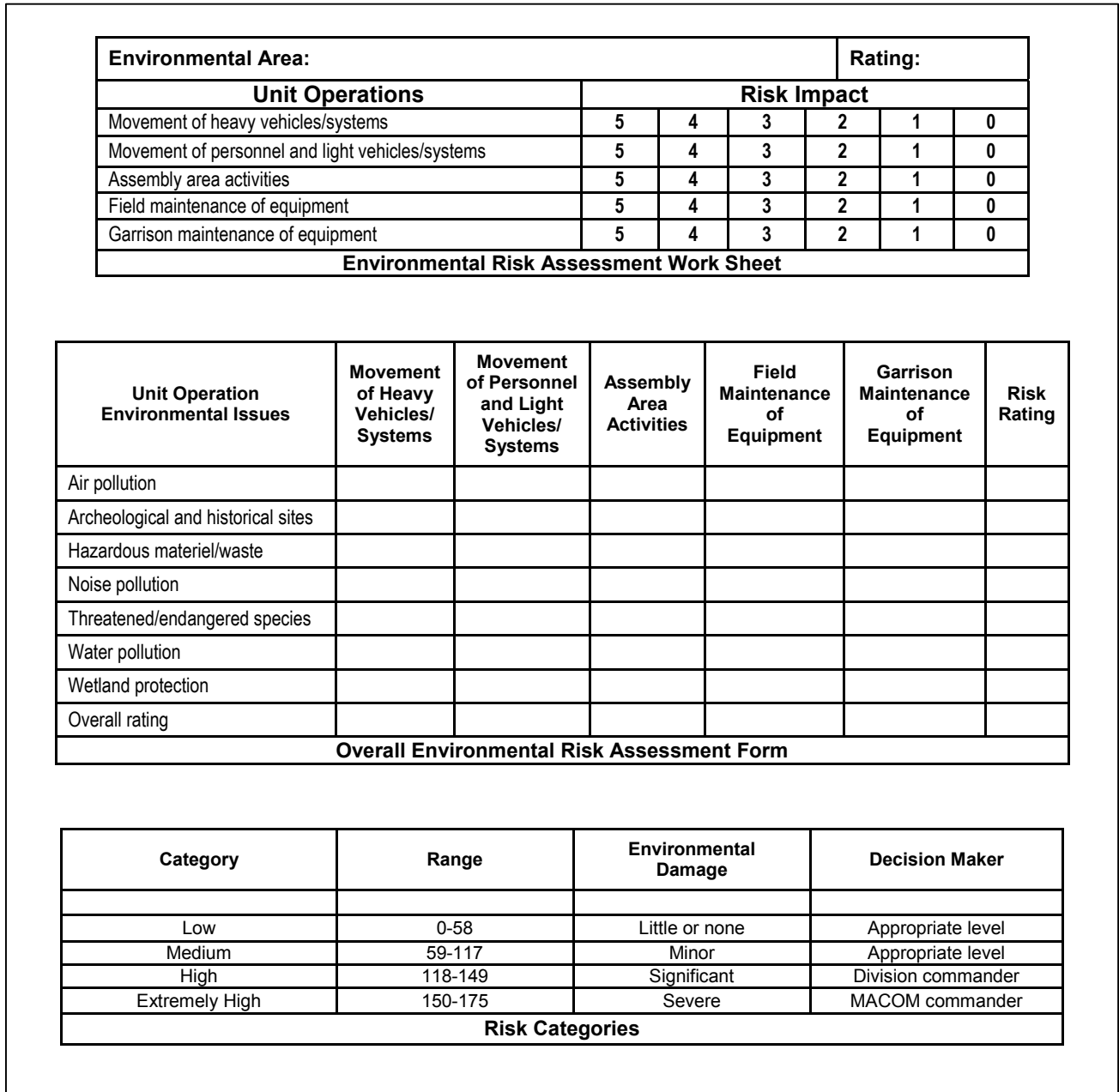
(9) General degradation of cohesiveness, morale, and combat power.

1-9. Environmental Protection. Protection of natural resources has continued to become an ever-increasing concern to the Army. It is the responsibility of all unit leaders to decrease and, if possible, eliminate damage to the environment when conducting training. Environmental risk management parallels safety risk management and is based on the same philosophy. Environmental risk management consists of the following steps:

a. Identify hazards. Identify potential sources for environmental degradation during analysis of mission, enemy, terrain, troops, time available, and civilian considerations (METT-TC) factors. This

requires identification of environmental hazards. An environmental hazard is a condition with the potential for polluting air, soil, or water and/or destroying cultural and historical artifacts.

b. Assess the hazard. Analyze the potential severity of environmental degradation using the environmental risk assessment matrix (Figure 1-3). Consider the severity of environmental degradation when determining the potential effect an operation will have on the environment. The risk impact value is defined as an indicator of the severity of environmental degradation. Quantify the risk to the environment resulting from the operation as extremely high, high, medium, or low, using the environmental risk assessment matrix.



**Figure 1-3. Environmental Risk-Assessment Matrix**

c. Make environmental risk decisions. Make decisions and develop measures to reduce high environmental risks.

d. Brief the chain of command. Brief the chain of command (to include the installation environmental office, if applicable) on proposed plans and pertinent high-risk environmental matrixes. Risk decisions are made at a level of command that corresponds to the degree of risk.

e. Implement controls. Implement environmental protection measures by integrating them into plans, orders, SOPs, training-performance standards, and rehearsals.

f. Supervise. Supervise and enforce environmental-protection standards.

1-10. Evaluation. The T&EOs in Chapter 5 describe standards that must be met for each task.

a. Evaluations can be either internal or external. Internal evaluations are conducted at all levels, and they must be inherent in all training. External evaluations are usually more formal and are normally conducted by a HQ two levels above the evaluated unit. See Chapter 6 for more information on external evaluations.

b. A critical weakness in training is the failure to evaluate each task every time it is executed. The ARTEP concept is based on simultaneous training and evaluation. Too often, leaders do not practice continuous evaluation. Soldiers or small units are trained to perform a task to standard, and then later, when they execute that task as part of a training exercise, they execute it poorly or incorrectly and are not corrected. For this program to work, trainers and leaders must continually evaluate training as it is being executed.

c. Leaders should emphasize direct, on-the-spot evaluations. Correcting poor performance during individual or small-group training is easy to do. In higher-level exercises, it is usually not feasible to do this with outside evaluators, but should not be totally eliminated. Plan AARs at frequent logical intervals during the exercises (usually after the completion of a major subordinate task). This is a proven technique that will allow you to correct performance shortcomings while they are still fresh in everyone's mind. Also, it gets everyone involved and prevents the reinforcement of bad habits.

d. FM 25-101 provides detailed instructions for conducting an AAR. It also provides detailed guidance on coaching and critiquing during training.

1-11. Feedback. Recommendations for improvement of this ARTEP MTP are requested. Feedback will help to ensure that this MTP answers the training needs of units in the field. Please send DA Form 2028 comments to the address reflected in the preface, or use the questionnaire provided at the end of this MTP.

**CHAPTER 2**

**Training Matrixes**

2-1. General. The training matrix assists the commander in planning the training of his unit's personnel. The mission identification table listed below (Figure 2-1) provides mission identification for the unit.

<b>Mission Identification Table</b>
<b>Mission Title</b>
Countermobility
Sustain Engineer Operations
Unit Defense
Follow-On/Replacement Bridging
General Engineering
Mobility
Survivability Construction
Plan Engineer Operations
Sustainment Engineering
Unit Survivability

**Figure 2-1. Mission Identification Table**

2-2. Mission-to-Collective Task Matrix. This matrix (Figure 2-2) identifies the mission and its supporting collective tasks. The tasks are listed under the appropriate battlefield operating systems (BOS), indicated by an "X" in the matrix. The BOS used in this matrix are defined in TRADOC Pamphlet (Pam) 11-9. A specific mission is trained by using collective tasks in the vertical column for the mission. Based on the proficiency of the unit, training is focused on operational weaknesses.

<b>Collective Tasks</b>	<b>COUNTERMOBILITY</b>	<b>SUSTAIN ENGINEER OPERATIONS</b>	<b>UNIT DEFENSE</b>	<b>FOLLOW-ON/REPLACEMENT BRIDGING</b>
<b>Develop Intelligence</b>				
19-3-3105.05-T01A Process Captured Documents and Equipment		X	X	X
71-2-0332.05-T01A Maintain Operations Security (OPSEC)	X	X	X	X
<b>Deploy/Conduct Maneuver</b>				
05-2-0908 Conduct Quartering Party Operations	X		X	X
07-1-1923.05-T01A React to Indirect Fire			X	
07-2-1125.05-T01A Conduct Passage of Lines (Passing/Stationary)	X		X	
07-2-1136.05-T02A Occupy an Assembly Area (AA)		X	X	X
07-2-1301.05-T01A Conduct a Convoy		X	X	X
07-3-0219.05-T01A Establish Unit Defense		X	X	X
07-3-1112.05-T01A React to an Ambush		X	X	X
07-3-1123.05-T01A Conduct a Tactical Road March		X	X	X
07-3-1135.05-T01A Conduct Actions at Danger Areas			X	

Collective Tasks	COUNTERMOBILITY	SUSTAIN ENGINEER OPERATIONS	UNIT DEFENSE	FOLLOW-ON/REPLACEMENT BRIDGING
07-3-4129.05-T01A Defend a Battle Position			X	
07-3-C211.05-T01A Move Tactically			X	
<b>Protect the Force</b>				
03-2-3008.05-T01A Conduct a Radiological, Chemical, or Biological Reconnaissance or Survey			X	X
03-2-C312.05-T01A Conduct Thorough Decontamination Operations				X
03-3-C201.05-T01A Prepare for Operations under Nuclear, Biological, and Chemical (NBC) Conditions				X
03-3-C202.05-T01A Prepare for a Chemical Attack				X
03-3-C203.05-T01A Respond to a Chemical Attack				X
03-3-C205.05-T01A Prepare for a Friendly Nuclear Strike				X
03-3-C206.05-T01A Prepare for a Nuclear Attack				X
03-3-C208.05-T01A Cross a Radiologically Contaminated Area				X
03-3-C209.05-T01A React to Smoke Operations				X
03-3-C222.05-T01A Respond to the Residual Effects of a Nuclear Attack				X
03-3-C223.05-T01A Respond to the Initial Effects of a Nuclear Attack				X
03-3-C224.05-T01A Conduct Operational Decontamination				X
03-3-C226.05-T01A Cross a Chemically Contaminated Area				X
05-2-0301 Camouflage Vehicles and Equipment	X	X	X	
05-2-0911 Defend a Convoy Against a Ground Attack			X	
05-3-0113 Conduct a Self-Extraction From Remotely Delivered Mines		X	X	X
05-3-0904.05-R01A Establish Jobsite Security	X	X	X	X
07-2-0414.05-T01A Establish a Company Defensive Position			X	



<b>Collective Tasks</b>	<b>COUNTERMOBILITY</b>	<b>SUSTAIN ENGINEER OPERATIONS</b>	<b>UNIT DEFENSE</b>	<b>FOLLOW-ON/REPLACEMENT BRIDGING</b>
09-2-0337.05-T01A React to Unexploded Ordnance (UXO)		X		X
19-3-2204.05-T01A Employ Physical Security Measures		X	X	X
44-1-C220.05-T01A Use Passive Air Defense Measures		X	X	X
71-2-0326.05-T01A Perform Risk Management Procedures	X	X	X	X
<b>Perform CSS and SustainmentX</b>				
05-2-0816 Conduct Asphalt Operations				
05-2-0818 Produce Asphaltic Concrete				
05-2-0820 Set Up Asphalt Plant Equipment				
05-2-0822 Apply a Tack Coat on a Prepared Surface				
05-2-0824 Apply a Prime Coat on a Prepared Surface				
05-3-1014 Conduct Petroleum, Oils, and Lubricants (POL) Support Operations		X		
05-3-1125 Conduct Direct-Support Maintenance		X		
08-2-0003.05-T01A Treat Casualties (for Units Without Medical Treatment Personnel)		X		
08-2-0312.05-T01A Supervise Combat Health Support (CHS) Activities		X		
08-2-0313.05-T01A Provide Emergency Treatment	X	X		
08-2-0314.05-T01A Treat Unit Casualties (for Units with Medical Treatment Personnel)	X	X		
08-2-0316.05-T01A Provide Sick-Call Services	X	X		
08-2-0319.05-T01A Provide Ground Ambulance Evacuation Support		X		
08-2-8100.05-T01A Provide Battalion Aid Station (BAS) Support		X		
08-2-R303.05-T01A Conduct Battlefield Stress Reduction and Stress Prevention Procedures	X	X	X	X
08-2-R315.05-T01A Perform Field Sanitation Functions		X		X
10-2-0317.05-T01A Provide Food Service Support	X	X		
10-2-0318.05-T01A Perform Unit Graves Registration (GRREG) Operations		X		X

<b>Collective Tasks</b>	<b>COUNTERMOBILITY</b>	<b>SUSTAIN ENGINEER OPERATIONS</b>	<b>UNIT DEFENSE</b>	<b>FOLLOW-ON/ REPLACEMENT BRIDGING</b>
10-2-0319.05-T01A Receive Airdrop Resupply		X		
10-2-0320.05-T01A Provide Company Supply Support		X		
11-5-0050.05-T01A Operate a Telephone Switch (Manual/SB22/PT)		X		
11-5-0101.05-T01A Install, Operate, and Maintain a Single-Channel Voice Radio Station (AM)	X	X	X	
11-5-0121.05-T01A Provide a Field Cable or Wire System		X		
12-1-0404.05-T01A Perform Strength Accounting		X		
12-1-0405.05-T01A Conduct Replacement Operations		X		
12-1-0406.05-T01A Process Personnel and Administrative Actions		X		
12-1-0410.05-T01A Provide Legal Support		X		
16-1-1001.05-T01A Conduct the Command Religious-Support Program		X		
19-3-3106.05-T01A Handle Enemy Prisoners of War (EPWs)		X	X	X
43-2-0001.05-T01A Conduct Unit-Level Maintenance Operations		X		X
<b>Exercise Command and Control</b>				
05-2-7008 Prepare an Operation Order (OPORD) (Company/Platoon)	X		X	X
12-1-0408.05-T01A Participate in the Operation Order (OPORD) Process		X		
12-2-0321.05-T01A Maintain Company Strength		X		X
12-2-0338.05-T01A Maintain Troop Morale and Combat Capability				

Collective Tasks	GENERAL ENGINEERING	MOBILITY	SURVIVABILITY CONSTRUCTION	PLAN ENGINEER OPERATIONS
<b>Develop Intelligence</b>				
19-3-3105.05-T01A Process Captured Documents and Equipment				
71-2-0332.05-T01A Maintain Operations Security (OPSEC)	X	X	X	X
<b>Deploy/Conduct Maneuver</b>				
05-2-0908 Conduct Quartering Party Operations		X		
07-1-1923.05-T01A React to Indirect Fire				
07-2-1125.05-T01A Conduct Passage of Lines (Passing/Stationary)				
07-2-1136.05-T02A Occupy an Assembly Area (AA)				
07-2-1301.05-T01A Conduct a Convoy	X	X		
07-3-0219.05-T01A Establish Unit Defense				
07-3-1112.05-T01A React to an Ambush				
07-3-1123.05-T01A Conduct a Tactical Road March				
07-3-1135.05-T01A Conduct Actions at Danger Areas				
07-3-4129.05-T01A Defend a Battle Position				
07-3-C211.05-T01A Move Tactically				
<b>Protect the Force</b>				
03-2-3008.05-T01A Conduct a Radiological, Chemical, or Biological Reconnaissance or Survey				
03-2-C312.05-T01A Conduct Thorough Decontamination Operations				
03-3-C201.05-T01A Prepare for Operations under Nuclear, Biological, and Chemical (NBC) Conditions				
03-3-C202.05-T01A Prepare for a Chemical Attack				
03-3-C203.05-T01A Respond to a Chemical Attack				
03-3-C205.05-T01A Prepare for a Friendly Nuclear Strike				
03-3-C206.05-T01A Prepare for a Nuclear Attack				
03-3-C208.05-T01A Cross a Radiologically Contaminated Area				
03-3-C209.05-T01A React to Smoke Operations				

<b>Collective Tasks</b>	<b>GENERAL ENGINEERING</b>	<b>MOBILITY</b>	<b>SURVIVABILITY CONSTRUCTION</b>	<b>PLAN ENGINEER OPERATIONS</b>
03-3-C222.05-T01A Respond to the Residual Effects of a Nuclear Attack				
03-3-C223.05-T01A Respond to the Initial Effects of a Nuclear Attack				
03-3-C224.05-T01A Conduct Operational Decontamination				
03-3-C226.05-T01A Cross a Chemically Contaminated Area				
05-2-0301 Camouflage Vehicles and Equipment	<b>X</b>		<b>X</b>	
05-2-0911 Defend a Convoy Against a Ground Attack		<b>X</b>		
05-3-0113 Conduct a Self-Extraction From Remotely Delivered Mines		<b>X</b>		
05-3-0904.05-R01A Establish Jobsite Security	<b>X</b>	<b>X</b>	<b>X</b>	<b>X</b>
07-2-0414.05-T01A Establish a Company Defensive Position				
09-2-0337.05-T01A React to Unexploded Ordnance (UXO)				
19-3-2204.05-T01A Employ Physical Security Measures				
44-1-C220.05-T01A Use Passive Air Defense Measures				
71-2-0326.05-T01A Perform Risk Management Procedures	<b>X</b>	<b>X</b>	<b>X</b>	<b>X</b>
<b>Perform CSS and Sustainment</b>				
05-2-0816 Conduct Asphalt Operations	<b>X</b>	<b>X</b>		
05-2-0818 Produce Asphaltic Concrete	<b>X</b>	<b>X</b>		
05-2-0820 Set Up Asphalt Plant Equipment	<b>X</b>	<b>X</b>		
05-2-0822 Apply a Tack Coat on a Prepared Surface	<b>X</b>	<b>X</b>		
05-2-0824 Apply a Prime Coat on a Prepared Surface	<b>X</b>			
05-3-1014 Conduct Petroleum, Oils, and Lubricants (POL) Support Operations				
05-3-1125 Conduct Direct-Support Maintenance				
08-2-0003.05-T01A Treat Casualties (for Units Without Medical Treatment Personnel)				
08-2-0312.05-T01A Supervise Combat Health Support (CHS) Activities				

<b>Collective Tasks</b>	<b>GENERAL ENGINEERING</b>	<b>MOBILITY</b>	<b>SURVIVABILITY CONSTRUCTION</b>	<b>PLAN ENGINEER OPERATIONS</b>
08-2-0313.05-T01A Provide Emergency Treatment		X	X	
08-2-0314.05-T01A Treat Unit Casualties (for Units with Medical Treatment Personnel)		X	X	
08-2-0316.05-T01A Provide Sick-Call Services		X	X	
08-2-0319.05-T01A Provide Ground Ambulance Evacuation Support				
08-2-8100.05-T01A Provide Battalion Aid Station (BAS) Support				
08-2-R303.05-T01A Conduct Battlefield Stress Reduction and Stress Prevention Procedures	X	X		X
08-2-R315.05-T01A Perform Field Sanitation Functions				
10-2-0317.05-T01A Provide Food Service Support				
10-2-0318.05-T01A Perform Unit Graves Registration (GRREG) Operations				
10-2-0319.05-T01A Receive Airdrop Resupply	X			
10-2-0320.05-T01A Provide Company Supply Support				
11-5-0050.05-T01A Operate a Telephone Switch (Manual/SB22/PT)				
11-5-0101.05-T01A Install, Operate, and Maintain a Single-Channel Voice Radio Station (AM)	X	X	X	
11-5-0121.05-T01A Provide a Field Cable or Wire System				
12-1-0404.05-T01A Perform Strength Accounting				
12-1-0405.05-T01A Conduct Replacement Operations				
12-1-0406.05-T01A Process Personnel and Administrative Actions				
12-1-0410.05-T01A Provide Legal Support				
16-1-1001.05-T01A Conduct the Command Religious-Support Program				
19-3-3106.05-T01A Handle Enemy Prisoners of War (EPWs)				
43-2-0001.05-T01A Conduct Unit-Level Maintenance Operations				
<b>Exercise Command and Control</b>				

ARTEP 5-416-34-MTP

Collective Tasks	GENERAL ENGINEERING	MOBILITY	SURVIVABILITY CONSTRUCTION	PLAN ENGINEER OPERATIONS
05-2-7008 Prepare an Operation Order (OPORD) (Company/Platoon)	<b>X</b>	<b>X</b>	<b>X</b>	
12-1-0408.05-T01A Participate in the Operation Order (OPORD) Process				
12-2-0321.05-T01A Maintain Company Strength				
12-2-0338.05-T01A Maintain Troop Morale and Combat Capability				

Collective Tasks	SUSTAINMENT ENGINEERING	UNIT SURVIVABILITY
<b>Develop Intelligence</b>		
19-3-3105.05-T01A Process Captured Documents and Equipment		<b>X</b>
71-2-0332.05-T01A Maintain Operations Security (OPSEC)	<b>X</b>	<b>X</b>
<b>Deploy/Conduct Maneuver</b>		
05-2-0908 Conduct Quartering Party Operations		
07-1-1923.05-T01A React to Indirect Fire		<b>X</b>
07-2-1125.05-T01A Conduct Passage of Lines (Passing/Stationary)		
07-2-1136.05-T02A Occupy an Assembly Area (AA)		<b>X</b>
07-2-1301.05-T01A Conduct a Convoy		<b>X</b>
07-3-0219.05-T01A Establish Unit Defense		<b>X</b>
07-3-1112.05-T01A React to an Ambush		<b>X</b>
07-3-1123.05-T01A Conduct a Tactical Road March		<b>X</b>
07-3-1135.05-T01A Conduct Actions at Danger Areas		
07-3-4129.05-T01A Defend a Battle Position		<b>X</b>
07-3-C211.05-T01A Move Tactically		<b>X</b>
<b>Protect the Force</b>		
03-2-3008.05-T01A Conduct a Radiological, Chemical, or Biological Reconnaissance or Survey		<b>X</b>
03-2-C312.05-T01A Conduct Thorough Decontamination Operations		<b>X</b>
03-3-C201.05-T01A Prepare for Operations under Nuclear, Biological, and Chemical (NBC) Conditions		<b>X</b>
03-3-C202.05-T01A Prepare for a Chemical Attack		<b>X</b>
03-3-C203.05-T01A Respond to a Chemical Attack		<b>X</b>
03-3-C205.05-T01A Prepare for a Friendly Nuclear Strike		<b>X</b>
03-3-C206.05-T01A Prepare for a Nuclear Attack		<b>X</b>
03-3-C208.05-T01A Cross a Radiologically Contaminated Area		<b>X</b>
03-3-C209.05-T01A React to Smoke Operations		<b>X</b>

<b>Collective Tasks</b>	<b>SUSTAINMENT ENGINEERING</b>	<b>UNIT SURVIVABILITY</b>
03-3-C222.05-T01A Respond to the Residual Effects of a Nuclear Attack		<b>X</b>
03-3-C223.05-T01A Respond to the Initial Effects of a Nuclear Attack		<b>X</b>
03-3-C224.05-T01A Conduct Operational Decontamination		<b>X</b>
03-3-C226.05-T01A Cross a Chemically Contaminated Area		<b>X</b>
05-2-0301 Camouflage Vehicles and Equipment		<b>X</b>
05-2-0911 Defend a Convoy Against a Ground Attack		<b>X</b>
05-3-0113 Conduct a Self-Extraction From Remotely Delivered Mines		<b>X</b>
05-3-0904.05-R01A Establish Jobsite Security		<b>X</b>
07-2-0414.05-T01A Establish a Company Defensive Position		
09-2-0337.05-T01A React to Unexploded Ordnance (UXO)		<b>X</b>
19-3-2204.05-T01A Employ Physical Security Measures		<b>X</b>
44-1-C220.05-T01A Use Passive Air Defense Measures		<b>X</b>
71-2-0326.05-T01A Perform Risk Management Procedures	<b>X</b>	<b>X</b>
<b>Perform CSS and Sustainment</b>		
05-2-0816 Conduct Asphalt Operations		
05-2-0818 Produce Asphaltic Concrete		
05-2-0820 Set Up Asphalt Plant Equipment		
05-2-0822 Apply a Tack Coat on a Prepared Surface		
05-2-0824 Apply a Prime Coat on a Prepared Surface		
05-3-1014 Conduct Petroleum, Oils, and Lubricants (POL) Support Operations		
05-3-1125 Conduct Direct-Support Maintenance		
08-2-0003.05-T01A Treat Casualties (for Units Without Medical Treatment Personnel)		<b>X</b>
08-2-0312.05-T01A Supervise Combat Health Support (CHS) Activities		



<b>Collective Tasks</b>	<b>SUSTAINMENT ENGINEERING</b>	<b>UNIT SURVIVABILITY</b>
08-2-0313.05-T01A Provide Emergency Treatment		
08-2-0314.05-T01A Treat Unit Casualties (for Units with Medical Treatment Personnel)		
08-2-0316.05-T01A Provide Sick-Call Services		
08-2-0319.05-T01A Provide Ground Ambulance Evacuation Support		
08-2-8100.05-T01A Provide Battalion Aid Station (BAS) Support		
08-2-R303.05-T01A Conduct Battlefield Stress Reduction and Stress Prevention Procedures		<b>X</b>
08-2-R315.05-T01A Perform Field Sanitation Functions		<b>X</b>
10-2-0317.05-T01A Provide Food Service Support		
10-2-0318.05-T01A Perform Unit Graves Registration (GRREG) Operations		<b>X</b>
10-2-0319.05-T01A Receive Airdrop Resupply		<b>X</b>
10-2-0320.05-T01A Provide Company Supply Support		
11-5-0050.05-T01A Operate a Telephone Switch (Manual/SB22/PT)		
11-5-0101.05-T01A Install, Operate, and Maintain a Single-Channel Voice Radio Station (AM)		
11-5-0121.05-T01A Provide a Field Cable or Wire System		
12-1-0404.05-T01A Perform Strength Accounting		
12-1-0405.05-T01A Conduct Replacement Operations		
12-1-0406.05-T01A Process Personnel and Administrative Actions		
12-1-0410.05-T01A Provide Legal Support		
16-1-1001.05-T01A Conduct the Command Religious-Support Program		
19-3-3106.05-T01A Handle Enemy Prisoners of War (EPWs)		<b>X</b>
43-2-0001.05-T01A Conduct Unit-Level Maintenance Operations		<b>X</b>
<b>Exercise Command and Control</b>		

<b>Collective Tasks</b>		<b>SUSTAINMENT ENGINEERING</b>	<b>UNIT SURVIVABILITY</b>
05-2-7008	Prepare an Operation Order (OPORD) (Company/Platoon)	<b>X</b>	<b>X</b>
12-1-0408.05-T01A	Participate in the Operation Order (OPORD) Process		
12-2-0321.05-T01A	Maintain Company Strength		<b>X</b>
12-2-0338.05-T01A	Maintain Troop Morale and Combat Capability		<b>X</b>

**Figure 2-2. Collective Task to Missions**

## CHAPTER 3

### Mission Outlines / Training Plans

3-1. General. The mission outline illustrates the relationship between the missions and their support tasks. Each outline provides the trainer with a diagram of the unit's mission, sample FTXs and STXs, and the collective tasks that comprise them.

3-2. Mission Outlines. Since unit training is mission-oriented, the mission outline shows how task training contributes to the unit's ability to perform its missions. The mission outlines, Tables 3-1 through 3-6, provide the commander with a visual outline of his unit's missions in a format that facilitates the planning and management of training.

**Table 3-1. Sample Countermobility Mission Outline**

<b>ENGINEER PLATOON COUNTERMOBILITY</b>	
<b>Task Number</b>	<b>Task Title</b>
03-2-3008.05-T01A	Conduct a Radiological, Chemical, or Biological Reconnaissance or Survey
03-3-C201.05-T01A	Prepare for Operations under Nuclear, Biological, and Chemical (NBC) Conditions
05-3-1018.05-R01A	Conduct Troop-Leading Procedures
05-3-0904.05-R01A	Establish Jobsite Security
05-3-0306	Construct a Tank Ditch
05-3-0307	Construct a Log Obstacle
05-3-0303.05-R01A	Construct Wire Obstacles
07-1-1923.05-T01A	React to Indirect Fire
10-2-0319.05-T01A	Receive Airdrop Resupply
71-2-0326.05-T01A	Perform Risk Management Procedures

**Table 3-2. Sample Fight as Engineers Mission Outline**

<b>ENGINEER PLATOON FIGHT AS ENGINEERS</b>	
<b>Task Number</b>	<b>Task Title</b>
03-3-C203.05-T01A	Respond to a Chemical Attack
03-3-C209.05-T01A	React to Smoke Operations
05-1-1200	Fight as Engineers
07-1-1923.05-T01A	React to Indirect Fire
07-2-0414.05-T01A	Establish a Company Defensive Position

**Table 3-3. Sample General Engineering Mission Outline**

<b>ENGINEER COMPANY GENERAL ENGINEERING</b>	
<b>Task Number</b>	<b>Task Title</b>
05-3-0407	Conduct an Engineer Reconnaissance
05-3-0904	Establish Jobsite Security
05-3-0778	Construct/Repair a Steel Frame Structure
05-3-0611	Construct/Repair a Bridge Abutment
05-3-0313	Construct Revetments
05-2-0726	Conduct Hauling Operations
05-3-0118	Conduct Minesweeping Operations
05-3-0791	Construct/Repair a Water Distribution System
05-3-0792	Install Coupled Pipeline
05-3-0710	Assemble/Install Culverts
05-3-0765	Construct/Repair a Sewerage System
05-3-0784	Construct/Repair Head Walls
05-3-0402	Conduct a Route Reconnaissance
08-2-0314.05-T01A	Treat Casualties
05-3-0209	Clear Obstacles Using Demolitions
05-3-0787	Construct/Repair a Wood Frame Structure
05-3-0789	Construct/Repair a Concrete Structure
05-3-0790	Construct/Repair Electrical Utilities

**Table 3-4. Sample Mobility Mission Outline**

<b>ENGINEER PLATOON MOBILITY</b>	
<b>Task Number</b>	<b>Task Title</b>
03-2-3008.05-T01A	Conduct a Radiological, Chemical, or Biological Reconnaissance or Survey
03-3-C208.05-T01A	Cross a Radiologically-Contaminated Area
05-3-0114	Support Breaching Operations
05-3-0404	Conduct a River-Crossing Site Reconnaissance
05-3-0609	Operate River-Crossing Sites
05-3-0603	Prepare Expedient Fords
05-3-0767	Clear Obstacles with Engineer Equipment

**Table 3-5. Sample Perform Survivability Construction Mission Outline**

<b>ENGINEER PLATOON PERFORM SURVIVABILITY CONSTRUCTION</b>	
<b>Task Number</b>	<b>Task Title</b>
03-3-C202.05-T01A	Prepare for a Chemical Attack
03-3-C205.05-T01A	Prepare for a Friendly Nuclear Strike
03-3-C206.05-T01A	Prepare for a Nuclear Attack
05-3-0306	Construct a Tank Ditch
05-3-0304	Construct Vehicle Fighting Positions
05-3-0305	Construct Vehicle Protective Positions
05-3-0312	Construct Bunkers and Shelters

**Table 3-6. Sample Unit Survivability/Unit Defense Mission Outline**

<b>ENGINEER COMPANY UNIT SURVIVABILITY/UNIT DEFENSE</b>	
<b>Task Number</b>	<b>Task Title</b>
05-3-0913	Secure and Defend the Unit's Position
05-2-0301	Camouflage Vehicles and Equipment
11-5-0121.05-T01A	Provide a Field Cable or Wire System
03-3-C203.05-T01A	Prepare for a Chemical Attack
03-3-C205.05-T01A	Prepare for a Friendly Nuclear Strike
44-1-C220.05-T01A	Use Passive Air Defense Measures
44-1-C221.07-1332	Conduct Active Combined Arms Air Defense Measures Against Hostile Aircraft
05-3-1043	Exchange Mission-Oriented Posture (MOPP) Gear



## CHAPTER 4

### Training Exercise

4-1. General. Training exercises are used to train and practice the performance of collective tasks. This MTP contains a sample FTX. It is designed to assist in developing, sustaining, and evaluating the unit's mission proficiency. Table 4-1 lists the FTX by exercise number, title, and page number.

**Table 4-1. FTX Exercises**

Exercise Number	Exercise Title	Page
FTX 5-1-E0001	Conduct Mobility Operations	4-1

4-2. Field Training Exercise. The FTX is designed to provide a training method for the unit to train its critical wartime missions. It provides a logical sequence for the performance of the tasks previously trained in the STXs.

4-3. Situational Training Exercise. STXs are short, scenario-driven, mission-oriented tactical exercises used to train a group of closely related collective tasks. The STX provides the information for training the missions that make up the critical wartime mission. The STX--

- a. Provides repetitive training of missions.
- b. Allows the training to focus on identified weaknesses.
- c. Allows the unit to practice the mission STX before conducting a higher-echelon FTX.
- d. Saves time by providing most of the information needed to develop a vehicle for training.

**ENGINEER COMPANY  
FTX  
5-1-E0001  
CONDUCT MOBILITY OPERATIONS**

1. Objective. This sample exercise trains collective, leader, and individual tasks in the company's operation, Conduct Mobility Operations.

2. Interface. This exercise supports the task force's (TF) requirement to conduct combat operations.

3. Training Enhancers.

a. The training matrix in Chapter 2 shows the collective tasks that must be mastered to perform the company mission. Training that will improve its ability to perform its mission are--

(1) Planning, controlling, and coordinating mobility operations. Training may be conducted in garrison and local training areas by one of the following methods:

- (a) Classroom instruction.
- (b) A map exercise (MAPEX) combined with a sand-table exercise.
- (c) A command post exercise (CPX) conducted in garrison.
- (d) A command field exercise (CFX) conducted in a field environment.

- (e) A tactical exercise without troops (TEWT).
- (f) A communications exercise (COMEX).
- (g) Simulations and games.

(2) Establishing an aggressive spirit. An aggressive spirit can be established in a unit and its leaders by engaging in the following activities:

- (a) Aggressive unit sports and physical-fitness programs.
- (b) Leader and individual confidence courses.
- (c) Appropriate training films that have a positive, aggressive effect on the soldiers.
- (d) Awareness of the unit's heritage.

b. This exercise begins with the receipt of a warning order (WO) and ends upon the completion of area-damage-control (ADC) activities. Figure 4-1 illustrates the general scenario of the exercise. Table 4-2 is a suggested scenario and Figure 4-2 is the movement order for the scenario.



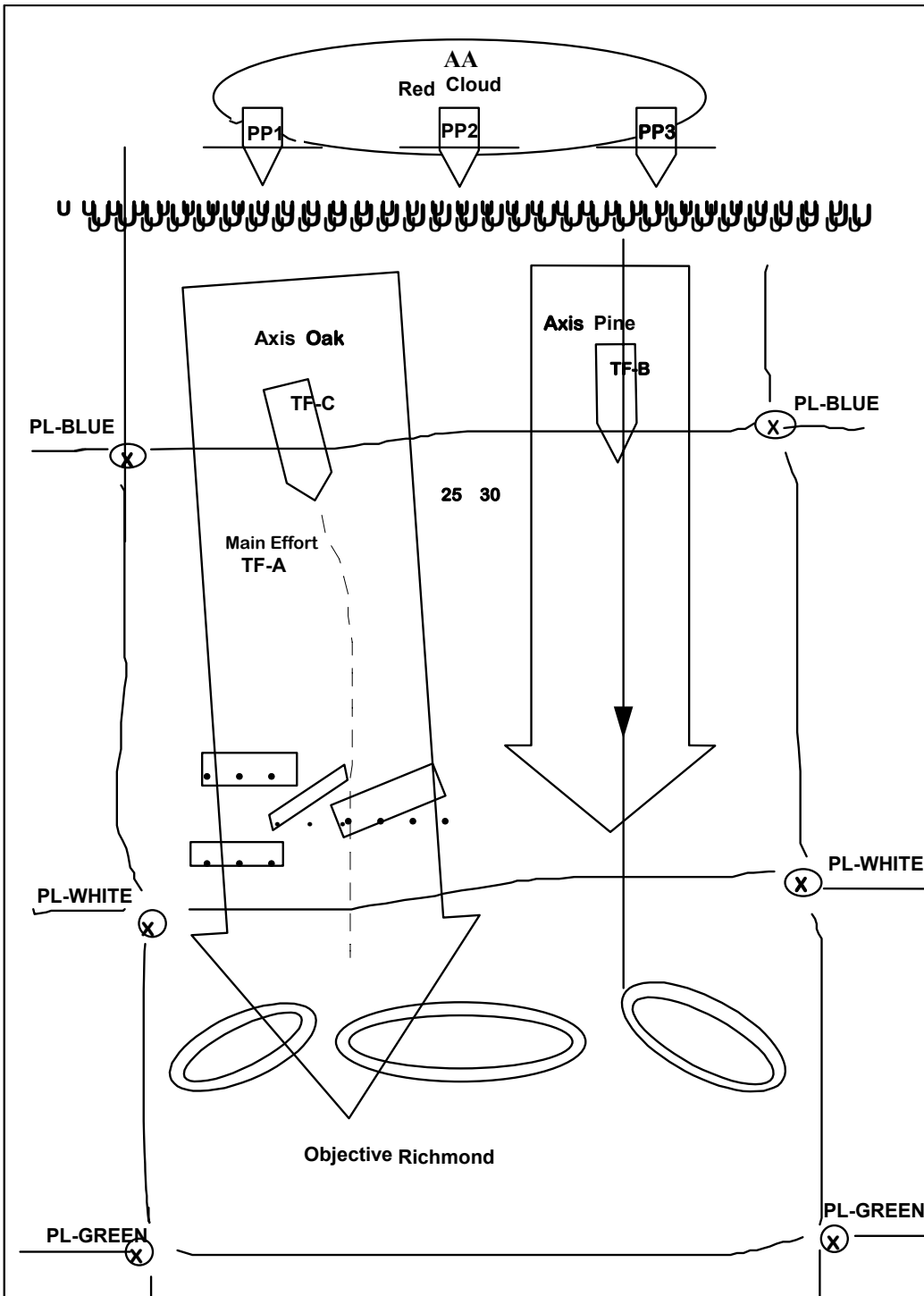


Figure 4-1. General Scenario FTX

**Table 4-2. Sample Suggested Scenario**

<b>Event</b>	<b>Action</b>	<b>Estimated Time</b>
<u>Module 1</u>		
1	Receive a Bridge Warning Order	15 minutes
2	Receive a Bridge Movement Order	30 minutes
3	Plan and Issue a Movement Order	2.5 hours
4	Conduct a Tactical Road March	6 hours
5	Occupy an Assembly Area (AA)	4 hours
6	Receive a Brigade WO	15 minutes
7	Receive a Brigade OPORD	2 hours
8	Conduct an AAR	1 hour
<u>Module 2</u>		
9	Conduct Precombat Operations	20 hours
	Plan/Direct an Engineer Reconnaissance	8 hours
	Perform an Engineer Battlefield Assessment	4 hours
	Prepare an Engineer Estimate	3 hours
	Prepare an Engineer Annex Hour	1 hour
10	Conduct an AAR	1 hour
<u>Module 3</u>		
11	Monitor the Conduct of the Attack, Coordinate, and Issue Fragmentary Orders (FRAGOs), as appropriate	9.5 hours
<u>Module 4</u>		
12	Move to the AA	4 hours
13	Conduct a Final AAR	2 hours
*	Defend Against an Air Attack	
*	Control Combat Formations	
*	Prepare an OPORD	
*	Camouflage Vehicles and Equipment	
*	Manage Battlefield Stress	
*	Use Passive Air Defense Measures	
*	Perform Preventive-Maintenance Checks and Services (PMCS)	
*	Operate a Net Control Station	
*	Establish and Operate a Single-Channel, Voice Radio Station	
	End Exercise (ENDEX)	
<b>Total time:</b>		<b>69 hours</b>
<b>*NOTE: These tasks are integrated and evaluated throughout the exercise.</b>		

### Movement Order

1. SITUATION. Contact with the enemy has been broken. The enemy has withdrawn to vicinity NK403087. He is being reinforced and is preparing to counterattack. The division is moving to occupy an AA in preparation of combat operations.
2. MISSION. The 25th Brigade moves by tactical road march via route Monroe, commencing 011600 hours to AA vicinity NK 243567. The order of march is TF A, TF B, and TF C. The interval between serials is 30 minutes. Close on AA no later than 01900 hours.
3. EXECUTION.
  - a. Concept of Movement. TF A will be the lead element with assistance of the military police (MP) for traffic control. TF B will follow 30 minutes after TF A. Brigade HQ will follow 30 minutes after TF B. TF C will follow 30 minutes after brigade HQ.
  - b. Tasks to Subordinate Units. The MPs will provide traffic control for the brigade movement.
  - c. Detailed Timings. None
  - d. Coordinating Instructions.
    - (1) Start point (SP) NK243567 at 011600 hours.
    - (2) Route Monroe listing command post (CP).
    - (3) Quarters party is the 25th Battalion.
    - (4) Vehicle markings are according to the unit's SOP.
    - (5) Additional information, as required.
4. SERVICE SUPPORT. Per the unit's SOP.
5. COMMAND AND SIGNAL.
  - a. Command.
  - b. Signal.
    - (1) Current signal operation instructions (SOI) are in effect.
    - (2) Visual signals according to the unit's SOP.

**Figure 4-2. Movement Order**

#### 4. General Situation.

a. Contact with the enemy has been broken. The enemy has withdrawn deep to the rear, is being reinforced, and is preparing to counterattack within 24 hours. The enemy is expected to use nonpersistent nerve agents. Enemy air is expected to be active in the area. The latest intelligence summary (INTSUM) indicates that the enemy may have a company-size strong point in the brigade

sector. Enemy units occupying the combat outpost are half strength. Counterattacking forces are expected to be full strength.

b. This exercise is conducted under all environments during both day and night operations. The company is operating in an arid environment. The company will operate under threat of nuclear, biological, and chemical (NBC) attacks, ground or air attacks, indirect fire, and electronic warfare (EW).

c. This exercise is conducted under Threat Level I, II, and/or III attacks.

d. The company should be prepared to relocate at least every three to four days.

e. The unit should be prepared to move by echelons while continuing to provide support to the assigned area.

#### 5. Special Situation.

a. The lead TF encounters an unexpected obstacle that prevents bypass. Enemy contact has been made. The brigade commander gives the following FRAGO:

“TFs conduct in-stride breaching operations and continue the attack.”

b. After completing the breaches, the TFs receive fire from an enemy position and encounter complex obstacles that prevent bypass. The attack is stalled. The unit is ordered to move in.

#### 6. Support Requirements.

a. Minimum trainers and observers/controllers (Os/Cs). The battalion commander or the Operations and Training Officer (US Army) (S3) who will be the trainer and the primary evaluator can conduct this task. At least one other O/C is required for each engineer platoon and OPFOR platoon involved in this FTX.

b. Opposing forces.

(1) OPFOR is required for the exercise to simulate Threat Level II and III activities.

(2) OPFOR should have specific missions and be controlled whenever used.

(3) The Multiple Integrated Laser-Engagement System (MILES) can be used, or the trainer and O/C can assess the damage to equipment and personnel casualties.

c. Vehicles and communications. Vehicles and communications equipment organic to the unit are used. Each trainer and O/C needs a vehicle and a radio. Radios are also required for OPFOR vehicles during mounted operations.

d. Maneuver area. Depending on the local training area, an area with a minimum dimension of 15 by 6 kilometers for the hasty attack is desirable. The terrain should offer multiple covered and concealed approaches to the objective area. Using terrain that limits the leader to geographical or "school" solution does not allow an evaluation of the unit's ability to conduct a terrain analysis and to select an appropriate course of action.

e. Consolidated support requirements. Company support requirements can be calculated by adding the total of the requirements for each participating subordinate element. See Table 4-3.

**Table 4-3. Consolidated Support Requirements for FTX 5-1-E0001**

<b>Ammunition</b>	<b>DODIC</b>	<b>Estimated Basic Load</b>	
5.56 millimeters (mm)	A080	150 rounds per rifle	
7.62 mm	A111	400 rounds per M60	
5.56 mm	A075	250 rounds per squad automatic weapon (SAW)	
Caliber .50	A598	250 rounds per M2	
Antitank Weapon-Effect Simulator System (ATWESS) (AT-4)	L367	15 each per company (inert)	
Hand grenade, body, M69	G811	2 per man	
Hand grenade, fuse (practice)	G878	2 per man	
Simulators, projectile, ground burst	L598	50 per exercise	
Simulator, hand grenade, M116 series	L601	20 per squad (without live demolitions to simulate demolitions) or 6 per squad	
<b>Demolitions (See the note below.)</b>			
Mine-clearing line charge (MICLIC)		4 per company with 2 reloads	
Bangalore torpedo kit		1 per squad	
Charge, block trinitrotoluene (TNT)		50 per squad	
Modernized demolition initiator (MDI) M11, 12, 13, 14		15 each (total 60) per platoon	
MDI igniters		60 each platoon	
Time fuse		500 feet per platoon	
Satchel charge, M183		30 per platoon	
40-pound shape charge		12 per platoon	
Smoke grenades, white		60 per platoon	
Smoke pot, ground		10 per platoon	
<b>Other Items</b>			
Batteries, BA 200 (6-volt)		50 each	
Batteries, BA 3090 (9-volt)		400 each	
<b>CLASS IV</b>			
Concertina wire			
Mines			
<b>MILES Equipment</b>			
Armored personnel carrier (APC)	Company	Evaluators	OPFOR
Caliber .50 system	13		13/4
M240 system	15		13/4
M19 blank firing adapter	2		
M16 system	15		13/4
		120/28	
	qc 120		
M60 machine-gun system	13		13/2
Controller guns		8	
Small-arms alignment fixture		2	
<b>NOTE: Ammunition and demolitions are basic loads and should be restocked (according to use) during the FTX.</b>			

7. Training and Evaluation Outline Sequence. Table 4-4 lists the T&EOs from Chapter 5 that are used to evaluate the FTX.

**Table 4-4. T&EOs Used in Evaluating FTX 5-1-E0001**

<b>Task Title</b>	<b>Task Number</b>
Disseminate Intelligence Information	5-1-70400
Maintain Operations Security	71-3-C0232
Prepare an Obstacle Plan (Company)	5-1-70001
Control a Hasty Gap Crossing	5-1-70500
Plan Breaching Operations	5-1-70520
Camouflage Vehicles and Equipment	5-2-C0301
Prepare for a Chemical Attack	3-2-C0202
Conduct Administrative Operations (Company)	5-1-71008
Perform Unit Maintenance Operations	5-2-71133
Treat Casualties	8-2-R0337
Perform Field-Sanitation Measures	8-2-C0315
Evacuate Casualties	8-2-R0316
Provide Food Service Support	10-2-C0317
Provide Company Supply Support	10-2-C0320
Process Personnel and Administrative Action	12-1-C0406
Prepare an Engineer Annex	5-1-70003
Prepare an OPORD	5-1-70008
Control Combat Operations	5-1-70018
Report Obstacle Information	5-1-70025
Report Engineer Information	5-1-70026
Analyze Battlefield Information	5-1-70415
Control Combined-Arms Breaching	5-1-70048
Conduct Troop-Leading Procedures	5-2-71018
Operate a Net Control Station	5-4-70020
Establish Internal Communications	5-4-70024
Establish External Communications	5-4-70028
Establish and Operate a Single-Channel, Voice Radio Net	11-2-C0302
Combat Battlefield Stress	12-1-C0401
Report Casualties	12-1-C0403
Conduct Replacement Operations	12-1-C0405

## CHAPTER 5

### Training and Evaluation Outlines (T&EOs)

5-1. General. This chapter contains the T&EOs for the unit. T&EOs are the foundation of the MTP and the collective training of the unit. T&EOs are training objectives (task, conditions, and standards) for the collective tasks that support critical wartime operations. The unit must master designated collective tasks to perform its critical wartime operations. T&EOs may be trained separately, in an STX, in an FTX, or in live-fire exercises. For collective live-fire standards, the trainer needs to refer to the applicable gunnery manual for the appropriate course of fire. Those standards and courses of fire need to be integrated into the training exercise.

5-2. Structure. The T&EOs in this chapter are listed in Table 5-1. The mission-to-collective task matrix in Chapter 2 lists the T&EOs required to train the critical wartime missions according to their specific BOS.

5-3. Format. The T&EOs are prepared for every collective task that supports critical wartime operation accomplishment. Each T&EO contains the following items:

- a. Element. This identifies the unit or unit element(s) that perform the task.
- b. Task. This describes the action to be performed by the unit, and provides the task number.
- c. References. These are in parenthesis following the task number. The reference that contains the most information (primary reference) about the task is listed first and underlined. If there is only one reference, it is not underlined.
- d. Iteration. This is used to identify how many times the task is performed and evaluated during training. The "M" identifies when the task is performed in mission-oriented protection posture (MOPP) 4.
- e. Commander or Leader Assessment. The unit's leadership uses this to assess the proficiency of the unit in performing the task to standard. Assessments are subjective in nature. Therefore, use all available evaluation data and subunit-leader input to develop an assessment of the organization's overall capability to accomplish the task. Use the ratings listed below.
  - (1) T - Trained. The unit is trained and has demonstrated its proficiency in accomplishing the task to wartime standards.
  - (2) P - Needs practice. The unit needs to practice the task. Performance has demonstrated that the unit does not achieve the task to standard without some difficulty or has failed to perform some task steps to standard.
  - (3) U - Untrained. The unit cannot demonstrate an ability to achieve wartime proficiency.
- f. Task Conditions. This describes the situation or environment in which the unit is to do the collective task.
- g. Task Standards.
  - (1) The task standard states the performance criteria that a unit must achieve to successfully execute the task. This overall standard should be the focus of training and should be understood by every soldier.
  - (2) The trainer or evaluator determines the unit's training status using performance observation measurements (where applicable) and his judgment. The unit must be evaluated in the context of the METT-TC conditions. The conditions should be as similar as possible for all evaluated elements. This will establish a common base line for unit performance.

h. Task Steps and Performance Measures. This is a list of actions that are required to complete the task. These actions are stated in terms of observable performance for evaluating training proficiency. The task steps are arranged sequentially along with supporting individual task and their references. An asterisk (\*) to the left of the step number indicates the leader tasks within each T&EO. Under each task step are listed the performance measures that must be accomplished to correctly perform the task step. If the unit fails to correctly perform one of these task steps to standard, it has failed to achieve the overall task standard.

i. GO/NO-GO Column. This column is provided for annotating the platoon’s performance of the task steps. Evaluate each performance measure for a task step and place an X in the appropriate column. A major portion of the performance measures must be marked a GO for the task step to be successfully performed.

j. Task Performance/Evaluation Summary Block. This block provides the trainer with a means of recording the total number of task steps and performance measures evaluated and those evaluated as GO. It also provides the evaluator with a means to rate the unit’s demonstrated performance as a GO or NO-GO. It also provides the leader with a historical record for five training iterations.

k. Supporting Individual Tasks. This is a listing of all supporting individual tasks required to correctly perform the task. The reference number, tasks number, and task title for each individual task are listed.

l. OPFOR Tasks. These standards specify overall OPFOR performance for each collective task. The standards ensure that the OPFOR soldiers accomplish meaningful training and force the training unit to perform its task to standard or “lose” to the OPFOR. The OPFOR standards specify what must be accomplished—not how it must be accomplished. The OPFOR must always attain its task standards, using tactics consistent with the type of enemy they are portraying.

5-4. Usage. The T&EOs can be used to train or evaluate a single task. Several T&EOs can be used to train or evaluate a group of tasks such as an STX or FTX.

**Develop Intelligence**

Process Captured Documents and Equipment (19-3-3105.05-T01A)..... 5-5  
 Maintain Operations Security (OPSEC) (71-2-0332.05-T01A)..... 5-12

**Deploy/Conduct Maneuver**

Conduct Quartering Party Operations (05-2-0908) ..... 5-20  
 React to Indirect Fire (07-1-1923.05-T01A)..... 5-37  
 Conduct Passage of Lines (Passing/Stationary) (07-2-1125.05-T01A) ..... 5-44  
 Occupy an Assembly Area (AA) (07-2-1136.05-T02A) ..... 5-54  
 Conduct a Convoy (07-2-1301.05-T01A)..... 5-62  
 Establish Unit Defense (07-3-0219.05-T01A)..... 5-71  
 React to an Ambush (07-3-1112.05-T01A) ..... 5-80  
 Conduct a Tactical Road March (07-3-1123.05-T01A)..... 5-87  
 Conduct Actions at Danger Areas (07-3-1135.05-T01A)..... 5-95  
 Defend a Battle Position (07-3-4129.05-T01A) ..... 5-102  
 Move Tactically (07-3-C211.05-T01A)..... 5-109

**Protect the Force**

Conduct a Radiological, Chemical, or Biological Reconnaissance or Survey (03-2-3008.05-T01A) ..... 5-117  
 Conduct Thorough Decontamination Operations (03-2-C312.05-T01A)..... 5-124  
 Prepare for Operations under Nuclear, Biological, and Chemical (NBC) Conditions (03-3-C201.05-T01A) ..... 5-133  
 Prepare for a Chemical Attack (03-3-C202.05-T01A) ..... 5-140



Respond to a Chemical Attack (03-3-C203.05-T01A).....	5-147
Prepare for a Friendly Nuclear Strike (03-3-C205.05-T01A).....	5-154
Prepare for a Nuclear Attack (03-3-C206.05-T01A).....	5-161
Cross a Radiologically Contaminated Area (03-3-C208.05-T01A).....	5-168
React to Smoke Operations (03-3-C209.05-T01A).....	5-175
Respond to the Residual Effects of a Nuclear Attack (03-3-C222.05-T01A).....	5-182
Respond to the Initial Effects of a Nuclear Attack (03-3-C223.05-T01A).....	5-189
Conduct Operational Decontamination (03-3-C224.05-T01A).....	5-196
Cross a Chemically Contaminated Area (03-3-C226.05-T01A).....	5-204
Camouflage Vehicles and Equipment (05-2-0301).....	5-211
Defend a Convoy Against a Ground Attack (05-2-0911).....	<b>Error! Bookmark not defined.-Error! Bookmark not defined.</b>
Conduct a Self-Extraction From Remotely Delivered Mines (05-3-0113).....	5-231
Establish Jobsite Security (05-3-0904.05-R01A).....	5-240
Establish a Company Defensive Position (07-2-0414.05-T01A).....	5-252
React to Unexploded Ordnance (UXO) (09-2-0337.05-T01A).....	5-268
Employ Physical Security Measures (19-3-2204.05-T01A).....	5-275
Use Passive Air Defense Measures (44-1-C220.05-T01A).....	5-282
Perform Risk Management Procedures (71-2-0326.05-T01A).....	5-289
<b>Perform CSS and Sustainment</b>	
Conduct Asphalt Operations (05-2-0816).....	5-296
Produce Asphaltic Concrete (05-2-0818).....	5-302
Set Up Asphalt Plant Equipment (05-2-0820).....	5-308
Apply a Tack Coat on a Prepared Surface (05-2-0822).....	5-314
Apply a Prime Coat on a Prepared Surface (05-2-0824).....	5-320
Conduct Petroleum, Oils, and Lubricants (POL) Support Operations (05-3-1014).....	5-326
Conduct Direct-Support Maintenance (05-3-1125).....	5-334
Treat Casualties (for Units Without Medical Treatment Personnel) (08-2-0003.05-T01A).....	5-341
Supervise Combat Health Support (CHS) Activities (08-2-0312.05-T01A).....	5-350
Provide Emergency Treatment (08-2-0313.05-T01A).....	5-358
Treat Unit Casualties (for Units with Medical Treatment Personnel) (08-2-0314.05-T01A).....	5-366
Provide Sick-Call Services (08-2-0316.05-T01A).....	5-376
Provide Ground Ambulance Evacuation Support (08-2-0319.05-T01A).....	5-383
Provide Battalion Aid Station (BAS) Support (08-2-8100.05-T01A).....	5-391
Conduct Battlefield Stress Reduction and Stress Prevention Procedures (08-2-R303.05-T01A).....	5-399
Perform Field Sanitation Functions (08-2-R315.05-T01A).....	5-406
Provide Food Service Support (10-2-0317.05-T01A).....	5-413
Perform Unit Graves Registration (GRREG) Operations (10-2-0318.05-T01A).....	5-421
Receive Airdrop Resupply (10-2-0319.05-T01A).....	5-428
Provide Company Supply Support (10-2-0320.05-T01A).....	5-435
Operate a Telephone Switch (Manual/SB22/PT) (11-5-0050.05-T01A).....	5-442
Install, Operate, and Maintain a Single-Channel Voice Radio Station (AM) (11-5-0101.05-T01A).....	5-449
Provide a Field Cable or Wire System (11-5-0121.05-T01A).....	5-457
Perform Strength Accounting (12-1-0404.05-T01A).....	5-464
Conduct Replacement Operations (12-1-0405.05-T01A).....	5-471
Process Personnel and Administrative Actions (12-1-0406.05-T01A).....	5-477
Provide Legal Support (12-1-0410.05-T01A).....	5-485
Conduct the Command Religious-Support Program (16-1-1001.05-T01A).....	5-492
Handle Enemy Prisoners of War (EPWs) (19-3-3106.05-T01A).....	5-499
Conduct Unit-Level Maintenance Operations (43-2-0001.05-T01A).....	5-506
<b>Exercise Command and Control</b>	
Prepare an Operation Order (OPORD) (Company/Platoon) (05-2-7008).....	5-514
Participate in the Operation Order (OPORD) Process (12-1-0408.05-T01A).....	5-522
Maintain Company Strength (12-2-0321.05-T01A).....	5-528

Maintain Troop Morale and Combat Capability (12-2-0338.05-T01A) .....5-535

**Figure 5-1. List of T&EOs**

- ELEMENTS:** Company Headquarters  
 Communication Section  
 Equipment Platoon Headquarters  
 Construction Equipment Section  
 Asphalt and Concrete Section  
 Dump Truck Section  
 Maintenance Platoon Headquarters  
 Direct Support Maintenance Section  
 Direct Support Maintenance Supply Section  
 Company Maintenance Section  
 Company

**TASK:** Process Captured Documents and Equipment (19-3-3105.05-T01A)  
 (FM 3-19.40 (FM 19-40))

**ITERATION:** 1 2 3 4 5 M (Circle)  
**COMMANDER/LEADER ASSESSMENT:** T P U (Circle)

**CONDITIONS:** The enemy's equipment and documents have been captured. Some iterations of this task should be performed in MOPP4.

**TASK STANDARDS:** The element processes all captured equipment and documents based on disposition instructions and within the time standards established by higher headquarters (HQ). The time required to perform this task is increased when conducting it in mission-oriented protection posture (MOPP) 4.

TASK STEPS AND PERFORMANCE MEASURES	GO	NO-GO
1. The element tags all captured equipment and documents. <ul style="list-style-type: none"> <li>a. Described the type of equipment and documents, such as maps, photos, rifles, and radios.</li> <li>b. Annotated the date and time of capture.</li> <li>c. Provided the place (grid coordinates) of capture.</li> <li>d. Noted the capturing unit.</li> <li>e. Furnished the circumstances of the capture.</li> <li>f. Identified the prisoner's name on the tag, if the items were taken from the enemy prisoners of war (EPWs).</li> </ul> * 2. The element leader reports the capture of equipment and documents to higher HQ. <ul style="list-style-type: none"> <li>a. Described the type of equipment and documents.</li> <li>b. Stated the date and time of capture.</li> <li>c. Identified the capturing unit.</li> <li>d. Furnished the place (grid coordinates) of the capture.</li> </ul> * 3. The element leader disposes of the equipment and documents according to the guidance received from higher HQ. <ul style="list-style-type: none"> <li>a. Destroyed, secured, evacuated, or abandoned the equipment.</li> <li>b. Evacuated the documents through the chain of command to intelligence personnel.</li> </ul>		

TASK PERFORMANCE / EVALUATION SUMMARY BLOCK							
ITERATION	1	2	3	4	5	M	TOTAL
TOTAL TASK STEPS EVALUATED							
TOTAL TASK STEPS "GO"							
TRAINING STATUS "GO"/"NO-GO"							

"\*" indicates a leader task step.

**SUPPORTING INDIVIDUAL TASKS: NONE**

**SUPPORTING COLLECTIVE TASKS: NONE**

**OPFOR TASKS AND STANDARDS**

**TASK:** Disrupt a Route Reconnaissance (5-OPFOR-0021)

**CONDITION:** The enemy is conducting a route reconnaissance. The opposing forces (OPFOR) element is positioned along the enemy's route.

**STANDARD:** The OPFOR element attempts to disrupt a squad/section conducting a route reconnaissance. 1. Prevents the unit from meeting its specified time schedule. 2. Forces the unit to deviate from its specified route. 3. Prevents the unit from reaching its assigned destination. 4. Surprises the squad/section. 5. Inflicts casualties on the unit.

**TASK:** Conduct an Attack (5-OPFOR-0008)

**CONDITION:** The enemy is conducting tactical operations. The opposing forces (OPFOR) element receives orders to attack the enemy, the area of occupation, or the main supply route (MSR) with smoke.

**STANDARD:** The OPFOR element disrupts the enemy's movement and smoke operations. 1. Determines the delivery method of the smoke attack. 2. Locates the target. 3. Delivers the smoke attack downwind. 4. Attacks the enemy with smoke, and surge attacks when the enemy responds to the smoke.

**TASK:** Conduct a Raid (5-OPFOR-0004)

**CONDITION:** The opposing forces (OPFOR) element has occupied an objective rally point and has orders to conduct a raid on a combat service support (CSS) base.

**STANDARD:** The OPFOR element infiltrates the enemy's base and destroys all of the targets. 1. Surprises the enemy forces. 2. Assaults the support base and accomplishes the assigned tasks. 3. Destroys the specified equipment and supplies. 4. Avoids being decisively engaged. 5. Withdraws all personnel from the objective areas within the time prescribed. 6. Obtains all priority intelligence requirements (PIR) from the raid site. 7. Sustains only light casualties from enemy fire.

**TASK:** Conduct an Aerial Reconnaissance (5-OPFOR-0010)

**CONDITION:** The opposing forces (OPFOR) headquarters (HQ) element requires intelligence on the locations and identification of the enemy elements. Aircraft is dispatched to take photographs and make a visual inspection of the enemy rear area.

**STANDARD:** The OPFOR element gathers photograph intelligence of the enemy. 1. Photographs the assigned sectors. 2. Makes quick visual checks where the ceiling is low. 3. Locates enemy positions in the area, particularly support and storage bases, and command and control (C2) facilities. 4. Sustains no loss of aircraft. 5. Reports priority intelligence requirements (PIR) and other information requirements to the OPFOR HQ.

**TASK:** Defeat Obstacles (5-OPFOR-0009)

**CONDITION:** The opposing forces (OPFOR) element encounters an obstacle that blocks the avenue of approach as it advances upon the enemy forces.

**STANDARD:** The OPFOR element bypasses or breaches the enemy obstacle. 1. Detects the obstacle before halting its main body. 2. Defeats the obstacle. a. Bypasses the obstacle without entering the engagement areas. b. Breaches the obstacle within 45 minutes and passes its entire force through the obstacle. 3. Does not incur degradation to the point that the mission must be discontinued.

**TASK:** Disrupt Construction of Vehicle Fighting Positions (5-OPFOR-0020)

**CONDITION:** The opposing forces (OPFOR) element has located the enemy. The priority intelligence requirements (PIR) and other intelligence obtained by OPFOR patrols indicate the enemy is constructing vehicle fighting positions within its defensive area. The OPFOR element has automatic and antiarmor weapons and light mortars.

**STANDARD:** The OPFOR element attempts to disrupt the enemy's efforts to establish vehicle fighting positions. 1. Locates the defensive area. 2. Surprises the main body. 3. Penetrates the defensive area with squad-size probes. 4. Inflicts casualties on the unit. 5. Destroys vehicles. 6. Disrupts the unit's preparations (prevents or delays beyond the unit's allotted time).

**TASK:** Disrupt an Engineer Reconnaissance (5-OPFOR-0022)

**CONDITION:** The enemy is conducting an engineer reconnaissance. The opposing forces (OPFOR) element is positioned along the enemy's route.

**STANDARD:** The OPFOR element disrupts an engineer reconnaissance. 1. Prevents the unit from meeting its specified time schedule. 2. Forces the unit to deviate from its specified route. 3. Prevents the unit from accomplishing its assigned engineer reconnaissance. 4. Surprises the unit conducting the reconnaissance.

**TASK:** Defend a Minefield (5-OPFOR-0023)

**CONDITION:** The enemy is conducting a minefield sweeping operation. The opposing forces (OPFOR) element has a minefield placed in the enemy's path. The minefield is under constant observation and fire.

**STANDARD:** The OPFOR element defends a minefield against an enemy element conducting a minefield sweeping operation. 1. Prevents the unit from detecting the obstacle. 2. Disrupts the minefield sweeping operation. 3. Prevents the unit from conducting the minefield sweeping operation, prevents the unit from moving all personnel through the breach, or delays the completion of the minefield sweeping operation for more than 45 minutes.

**TASK:** Conduct Terrorist and Saboteur Attacks (5-OPFOR-0005)

**CONDITION:** The opposing forces (OPFOR) element dispatches small teams into the enemy's rear area to disrupt combat service support (CSS) operations.

**STANDARD:** The enemy sustains disrupted command and control (C2), destroyed equipment and supplies, and light casualties. 1. Locates rear support bases and C2 facilities. 2. Delays and disrupts CSS operations through probes. 3. Infiltrates CSS bases to conduct sabotage and terrorist activities. 4. Inflicts light casualties. 5. Destroys supplies and equipment.

**TASK:** Conduct Sniper Operations (5-OPFOR-0006)

**CONDITION:** The opposing forces (OPFOR) element has assigned snipers (regular or irregular elements) in the enemy's rear area along the main supply route (MSR) and near support sites.

**STANDARD:** The OPFOR element kills or wounds targets. 1. Sets up a well-concealed location. 2. Engages vehicle drivers or personnel on foot with short bursts of semiautomatic fire. 3. Kills or wounds selected targets. 4. Prevents the position from being discovered by enemy forces. 5. Evacuates the area without being spotted. 6. Reports all specified priority intelligence requirements (PIR) and other intelligence requirements to the OPFOR headquarters (HQ).

**TASK:** Maintain Contact (5-OPFOR-0003)

**CONDITION:** The opposing forces (OPFOR) element is engaged with enemy base-defense forces. The enemy forces are withdrawing under pressure.

**STANDARD:** The OPFOR element maintains enemy contact while the enemy withdraws. 1. Engages the enemy forces decisively. 2. Advances the OPFOR as the enemy forces withdraw. 3. Inflicts heavy casualties. 4. Captures the members of the enemy force. 5. Captures documents and equipment. 6. Safeguards the captured documents, the equipment, and the personnel.

**TASK:** Conduct an Ambush (5-OPFOR-0007)

**CONDITION:** The enemy is moving in a convoy. The opposing forces (OPFOR) element is positioned along the enemy's route.

**STANDARD:** The OPFOR element inflicts casualties on the enemy and causes vehicle and equipment damage. 1. Prepares an ambush site before the element arrives. 2. Surprises march element forces. 3. Inflicts heavy casualties within the designated kill zone. 4. Inflicts heavy damage to the vehicles and the equipment within the designated kill zone. 5. Delays the march element from reaching a specified destination for a specified period of time. 6. Withdraws on order. 7. Sustains no casualties. 8. Reports actions to superiors.

**TASK:** Surrender to the Capturing Unit on the Battlefield (5-OPFOR-0024)

**CONDITION:** The enemy has captured opposing forces (OPFOR) element's soldiers, documents, and equipment sensitive to the OPFOR tactical operations.

**STANDARD:** The OPFOR soldiers retain or destroy documents and equipment. The OPFOR element surrenders the documents and the equipment of no tactical use to the enemy and attempts to conceal or destroy items of tactical value. The OPFOR element attempts escape and evasion. 1. Prevents the successful capture of the documents and the equipment. 2. Destroys the documents and the equipment. 3. Removes identifying markings from the equipment. 4. Removes unit-identifying insignia. 5. Provides misleading information. 6. Plans an escape. 7. Delays movement to the nearest collection point. 8. Prevents safeguarding of the enemy prisoners of war (EPWs) in order to cause embarrassment to the United States (US).

**TASK:** Disrupt a Net Control Station (NCS) (5-OPFOR-0019)

**CONDITION:** The enemy has established a NCS. The opposing forces (OPFOR) element has radio and jamming equipment.

**STANDARD:** The OPFOR element attempts to disrupt an NCS. 1. Attempts to locate the radio frequency that the unit is operating on. 2. Attempts to enter the radio net. 3. Attempts to issue "bogus" orders to a unit on the net. 4. Jams the radio frequency and forces the unit to go to an alternate frequency.

**TASK:** Disrupt Defensive Preparations (5-OPFOR-0018)

**CONDITION:** The opposing forces (OPFOR) element has located the enemy. Priority intelligence requirements (PIR) and other intelligence requirements obtained by OPFOR patrols indicate that the enemy elements are establishing defensive positions. The OPFOR element has automatic and antiarmor weapons and light mortars.

**STANDARD:** The OPFOR element disrupts and delays the enemy's defensive preparations. 1. Locates and penetrates the enemy's security system. 2. Forces the enemy to delay defensive preparations. 3. Disrupts the enemy's obstacle preparations.

**TASK:** Disrupt Enemy Movement and Operations Using Tactical Nuclear Weapons (5-OPFOR-0016)

**CONDITION:** The opposing forces (OPFOR) element has located the enemy. Priority intelligence requirements (PIR) and other intelligence requirements have been obtained by OPFOR patrols. Tactical nuclear weapons are employed against key locations in the rear area.

**STANDARD:** The OPFOR element disrupts enemy movement and operations. 1. Disrupts or delays the movement of the enemy's equipment and supplies to the forward areas. 2. Destroys enemy equipment and supplies. 3. Inflicts a high rate of nuclear casualties among the enemy forces. 4. Denies the enemy the use of specified areas. 5. Contaminates the enemy's equipment and supplies.

**TASK:** Disrupt Quartering Party Operations (5-OPFOR-0017)

**CONDITION:** The enemy is conducting quartering party operations. It has established an assembly area (AA) but has not moved in the main body.

**STANDARD:** The opposing forces (OPFOR) element attempts to disrupt quartering party operations and infiltrate the enemy's AA. 1. Locates the quartering party and the AA. 2. Surprises the main body. 3. Penetrates the AA with squad-size probes. 4. Inflicts personnel casualties and vehicle damage. 5. Disrupts the unit's preparations (prevents or delays beyond the unit's allotted time).

**TASK:** Disrupt Enemy Movement and Operations Using Persistent and Nonpersistent Chemical Weapons (5-OPFOR-0015)

**CONDITION:** The opposing forces (OPFOR) element has located the enemy. Priority intelligence requirements (PIR) and other intelligence requirements have been obtained by OPFOR patrols. The OPFOR units deliver chemical agents, by means of conventional artillery weapons or aircraft, along selected supply routes and key bases in the rear area.

**STANDARD:** The OPFOR element disrupts enemy movement and operations using persistent and nonpersistent chemical weapons. 1. Delivers chemical agents in low and densely wooded areas. 2. Delays the movement of enemy supplies and equipment to the forward areas. 3. Restricts the movement of the enemy units in the rear area. 4. Channels the movement of enemy units into predesignated ambush areas. 5. Contaminates enemy supplies and equipment. 6. Inflicts a high rate of casualties on enemy forces.

**TASK:** Disrupt Movement (5-OPFOR-0014)

**CONDITION:** The enemy is expected to move through the opposing forces (OPFOR) element's area of operations. The OPFOR element has received an operation order (OPORD) or fragmentary order (FRAGO) to disrupt enemy movement. The enemy has the capability to defend with direct fire and antiarmor weapons.

**STANDARD:** The OPFOR element delays enemy movement. 1. Delays the element. 2. Forces the element to deviate from its route. 3. Prevents the element from reaching its destination. 4. Surprises the element's main body.

**TASK:** Counter Passage of Lines (5-OPFOR-0012)

**CONDITION:** Enemy forces are in defensive positions, but they are expected to attempt passage-of-lines operations. The opposing forces (OPFOR) received orders to disrupt enemy passage-of-lines operations.

**STANDARD:** The OPFOR element delays or prevents enemy passage of lines. 1. Delays the passage. 2. Prevents the company from moving all personnel through the stationary unit. 3. Engages the main body of either the moving or the stationary unit.

**TASK:** Disrupt Assembly Area (AA) Activities (5-OPFOR-0013)

**CONDITION:** Intelligence reports indicate that platoon- and company-size enemy units are operating in the opposing forces (OPFOR) area of operations. Enemy units can defend from AAs with direct fire, antiarmor weapons, and indirect fire. The enemy has close air support (CAS) and nuclear, biological, and chemical (NBC) capabilities.

**STANDARD:** The OPFOR element locates and disrupts the enemy's AA activities. 1. Locates the element's AA. 2. Probes the AA with squad- or team-size elements. 3. Inflicts more than 5 percent casualties on the element. 4. Disrupts the element's preparations (prevents or delays beyond the element's allotted time).

**TASK:** Attack (5-OPFOR-0001)

**CONDITION:** The opposing forces (OPFOR) element has located the enemy. The priority intelligence requirements (PIR) and the other intelligence requirements have been obtained by OPFOR patrols. The OPFOR element has automatic and antiarmor weapons and light mortars.

**STANDARD:** The OPFOR element attempts to seize the terrain, the vehicles, or the equipment. 1. Develops an attack plan. 2. Surprises the enemy unit's main body. 3. Initiates the attack using a scheme of maneuver that exploits the enemy's flanks, gaps, and weaknesses. 4. Uses covered and concealed routes to approach the enemy forces' flanks, gaps, or weakly held areas. 5. Employs indirect fire to support the attack. 6. Penetrates enemy defenses. 7. Destroys the equipment and the supplies. 8. Inflicts heavy casualties. 9. Isolates the combat service support (CSS) base by blocking the reinforcements. 10. Forces the enemy units to displace. 11. Avoids being fixed in one position. 12. Withdraws before the CSS base is reinforced with tactical combat forces.

**TASK:** Conduct Air Attacks (5-OPFOR-0002)

**CONDITION:** The opposing forces (OPFOR) element in the rear area has forwarded the positions of the enemy support sites or the locations of moving elements. The OPFOR aircraft have been dispatched to attack enemy installations or convoys.



**STANDARD:** The OPFOR element attempts to delay, disrupt, or damage the enemy targets by air. 1. Locates the target (support sites or convoys). 2. Makes attack runs on the designated targets. 3. Inflicts heavy damage to the selected target. 4. Sustains no loss of aircraft. 5. Delays moving the force for more than one hour.

- ELEMENTS:** Section  
 Command Section  
 Company Headquarters  
 S1 Section  
 S2 Section  
 S3 Section  
 S4 Section  
 Communication Section  
 Treatment Team  
 Ambulance Team  
 Combat Medical Section  
 Unit Ministry Team  
 Equipment Platoon Headquarters  
 Construction Equipment Section  
 Asphalt and Concrete Section  
 Dump Truck Section  
 Maintenance Platoon Headquarters  
 Direct Support Maintenance Section  
 Direct Support Maintenance Supply Section  
 Company Maintenance Section  
 Company

**TASK:** Maintain Operations Security (OPSEC) (71-2-0332.05-T01A)  
 (AR 530-1) (AR 380-5) (FM 24-33)  
 (FM 24-35) (FM 24-35-1) (FM 3-19.30)  
 (FM 34-60)

**ITERATION:** 1 2 3 4 5 M (Circle)  
**COMMANDER/LEADER ASSESSMENT:** T P U (Circle)

**CONDITIONS:** The element is operating where the enemy can detect it. The enemy can employ electronic warfare (EW) measures and air and ground reconnaissance elements. It can also use the local populace and enemy intelligence agencies. Some iterations of this task should be performed in MOPP4.

**TASK STANDARDS:** The element prevents the enemy from learning its strength, dispositions, intentions, and any essential elements of friendly information (EEFI) or surprising its main body. The time required to perform this task is increased when conducting it in mission-oriented protection posture (MOPP) 4.

TASK STEPS AND PERFORMANCE MEASURES	GO	NO-GO
* 1. Leaders check or perform information security measures. <ul style="list-style-type: none"> <li>a. Disseminated the information on a need-to-know basis.</li> <li>b. Prohibited fraternization with civilians, as applicable.</li> <li>c. Conducted alerts, deployment preparations, and loading operations to minimize detection.</li> <li>d. Ensured that maps contained only the minimum-essential information.</li> <li>e. Conducted inspections and gave briefings to ensure that personnel did not carry any details of military activities in their personal materials, such as letters, diaries, notes, drawings, sketches, or photographs.</li> <li>f. Sanitized all planning areas and positions before departure.</li> </ul> 2. The element performs camouflage discipline. <ul style="list-style-type: none"> <li>a. Used natural concealment and camouflage materials, whenever possible, to prevent ground or air observation.</li> </ul>		

TASK STEPS AND PERFORMANCE MEASURES	GO	NO-GO
<ul style="list-style-type: none"> <li>b. Moved on covered and concealed routes.</li> <li>c. Covered all reflective surfaces and unit markings with nonreflective material, such as cloth, mud, or a camouflage stick.</li> <li>d. Covered or removed all vehicle markings.</li> </ul> <p>3. The element camouflages individual positions and equipment to prevent detection from 35 meters or greater and camouflages vehicles to prevent detection from 100 meters or greater.</p> <ul style="list-style-type: none"> <li>a. Ensured that the foliage was not stripped near the unit's position.</li> <li>b. Camouflaged earth berms.</li> <li>c. Ensured that the camouflage nets were properly erected.</li> <li>d. Avoided crossing near footpaths, trails, and roads.</li> <li>e. Erased any tracks leading into the positions.</li> <li>f. Ensured that vehicles that were parked in the shadows were moved as the shadows shifted.</li> <li>g. Replaced and replenished the camouflage, as needed.</li> <li>h. Avoided movement in the area to prevent ground and air detection.</li> </ul> <p>4. The element employs and the company's net control station (NCS) enforces communications security (COMSEC).</p> <ul style="list-style-type: none"> <li>a. Enforced signal operation instructions (SOI) and signal supplemental instructions (SSI) procedures, such as challenges, authentications decoding, and call signs and frequencies and ensured that the monitored traffic did not reveal information to the enemy.</li> <li>b. Employed approved radiotelephone operator (RATELO) procedures.</li> <li>c. Followed COMSEC procedures, such as keeping transmissions short, using the lowest possible power settings, using directional antennas, changing transmission patterns, and maintaining radio silence.</li> <li>d. Followed procedures for operations during jamming.</li> <li>e. Made maximum use of the messenger and wire service.</li> <li>f. Used visual signals according to the unit's standing operating procedure (SOP).</li> </ul> <p>5. The element employs physical security measures.</p> <ul style="list-style-type: none"> <li>a. Employed observation posts (OPs).</li> <li>b. Employed counterreconnaissance patrols.</li> <li>c. Followed stand-to procedures.</li> <li>d. Employed mines and obstacles, when permitted.</li> <li>e. Tied in with adjacent units for coordination and fire.</li> <li>f. Used the challenge and password.</li> <li>g. Limited access into the unit's area.</li> <li>h. Safeguarded weapons, ammunition, sensitive items, and classified documents.</li> <li>i. Picked up litter.</li> <li>j. Employed air guards.</li> </ul> <p>* 6. All leaders enforce noise and light discipline.</p>		

TASK PERFORMANCE / EVALUATION SUMMARY BLOCK							
ITERATION	1	2	3	4	5	M	TOTAL
TOTAL TASK STEPS EVALUATED							
TOTAL TASK STEPS "GO"							
TRAINING STATUS "GO"/"NO-GO"							

"\*" indicates a leader task step.

**SUPPORTING INDIVIDUAL TASKS**

Task Number	Task Title	References
071-325-4425	Employ an M18A1Claymore Mine	STP 21-1-SMCT
071-325-4426	Recover an M18A1Claymore Mine	STP 21-1-SMCT
071-331-0801	Challenge Persons Entering Your Area	STP 21-1-SMCT
071-331-0815	Practice Noise, Light, and Litter Discipline	STP 21-1-SMCT

**SUPPORTING COLLECTIVE TASKS: NONE**

**OPFOR TASKS AND STANDARDS**

**TASK:** Surrender to the Capturing Unit on the Battlefield (5-OPFOR-0024)

**CONDITION:** The enemy has captured opposing forces (OPFOR) element's soldiers, documents, and equipment sensitive to the OPFOR tactical operations.

**STANDARD:** The OPFOR soldiers retain or destroy documents and equipment. The OPFOR element surrenders the documents and the equipment of no tactical use to the enemy and attempts to conceal or destroy items of tactical value. The OPFOR element attempts escape and evasion. 1. Prevents the successful capture of the documents and the equipment. 2. Destroys the documents and the equipment. 3. Removes identifying markings from the equipment. 4. Removes unit-identifying insignia. 5. Provides misleading information. 6. Plans an escape. 7. Delays movement to the nearest collection point. 8. Prevents safeguarding of the enemy prisoners of war (EPWs) in order to cause embarrassment to the United States (US).

**TASK:** Disrupt a Route Reconnaissance (5-OPFOR-0021)

**CONDITION:** The enemy is conducting a route reconnaissance. The opposing forces (OPFOR) element is positioned along the enemy's route.

**STANDARD:** The OPFOR element attempts to disrupt a squad/section conducting a route reconnaissance. 1. Prevents the unit from meeting its specified time schedule. 2. Forces the unit to deviate from its specified route. 3. Prevents the unit from reaching its assigned destination. 4. Surprises the squad/section. 5. Inflicts casualties on the unit.

**TASK:** Conduct an Attack (5-OPFOR-0008)

**CONDITION:** The enemy is conducting tactical operations. The opposing forces (OPFOR) element receives orders to attack the enemy, the area of occupation, or the main supply route (MSR) with smoke.

**STANDARD:** The OPFOR element disrupts the enemy's movement and smoke operations. 1. Determines the delivery method of the smoke attack. 2. Locates the target. 3. Delivers the smoke attack downwind. 4. Attacks the enemy with smoke, and surge attacks when the enemy responds to the smoke.

**TASK:** Conduct a Raid (5-OPFOR-0004)

**CONDITION:** The opposing forces (OPFOR) element has occupied an objective rally point and has orders to conduct a raid on a combat service support (CSS) base.

**STANDARD:** The OPFOR element infiltrates the enemy's base and destroys all of the targets. 1. Surprises the enemy forces. 2. Assaults the support base and accomplishes the assigned tasks. 3. Destroys the specified equipment and supplies. 4. Avoids being decisively engaged. 5. Withdraws all personnel from the objective areas within the time prescribed. 6. Obtains all priority intelligence requirements (PIR) from the raid site. 7. Sustains only light casualties from enemy fire.

**TASK:** Conduct an Aerial Reconnaissance (5-OPFOR-0010)

**CONDITION:** The opposing forces (OPFOR) headquarters (HQ) element requires intelligence on the locations and identification of the enemy elements. Aircraft is dispatched to take photographs and make a visual inspection of the enemy rear area.

**STANDARD:** The OPFOR element gathers photograph intelligence of the enemy. 1. Photographs the assigned sectors. 2. Makes quick visual checks where the ceiling is low. 3. Locates enemy positions in the area, particularly support and storage bases, and command and control (C2) facilities. 4. Sustains no loss of aircraft. 5. Reports priority intelligence requirements (PIR) and other information requirements to the OPFOR HQ.

**TASK:** Defeat Obstacles (5-OPFOR-0009)

**CONDITION:** The opposing forces (OPFOR) element encounters an obstacle that blocks the avenue of approach as it advances upon the enemy forces.

**STANDARD:** The OPFOR element bypasses or breaches the enemy obstacle. 1. Detects the obstacle before halting its main body. 2. Defeats the obstacle. a. Bypasses the obstacle without entering the engagement areas. b. Breaches the obstacle within 45 minutes and passes its entire force through the obstacle. 3. Does not incur degradation to the point that the mission must be discontinued.

**TASK:** Disrupt Construction of Vehicle Fighting Positions (5-OPFOR-0020)

**CONDITION:** The opposing forces (OPFOR) element has located the enemy. The priority intelligence requirements (PIR) and other intelligence obtained by OPFOR patrols indicate the enemy is constructing vehicle fighting positions within its defensive area. The OPFOR element has automatic and antiarmor weapons and light mortars.

**STANDARD:** The OPFOR element attempts to disrupt the enemy's efforts to establish vehicle fighting positions. 1. Locates the defensive area. 2. Surprises the main body. 3. Penetrates the defensive area with squad-size probes. 4. Inflicts casualties on the unit. 5. Destroys vehicles. 6. Disrupts the unit's preparations (prevents or delays beyond the unit's allotted time).

**TASK:** Disrupt an Engineer Reconnaissance (5-OPFOR-0022)

**CONDITION:** The enemy is conducting an engineer reconnaissance. The opposing forces (OPFOR) element is positioned along the enemy's route.

**STANDARD:** The OPFOR element disrupts an engineer reconnaissance. 1. Prevents the unit from meeting its specified time schedule. 2. Forces the unit to deviate from its specified route. 3. Prevents the unit from accomplishing its assigned engineer reconnaissance. 4. Surprises the unit conducting the reconnaissance.

**TASK:** Defend a Minefield (5-OPFOR-0023)

**CONDITION:** The enemy is conducting a minefield sweeping operation. The opposing forces (OPFOR) element has a minefield placed in the enemy's path. The minefield is under constant observation and fire.

**STANDARD:** The OPFOR element defends a minefield against an enemy element conducting a minefield sweeping operation. 1. Prevents the unit from detecting the obstacle. 2. Disrupts the minefield sweeping operation. 3. Prevents the unit from conducting the minefield sweeping operation, prevents the unit from moving all personnel through the breach, or delays the completion of the minefield sweeping operation for more than 45 minutes.

**TASK:** Conduct Terrorist and Saboteur Attacks (5-OPFOR-0005)

**CONDITION:** The opposing forces (OPFOR) element dispatches small teams into the enemy's rear area to disrupt combat service support (CSS) operations.

**STANDARD:** The enemy sustains disrupted command and control (C2), destroyed equipment and supplies, and light casualties. 1. Locates rear support bases and C2 facilities. 2. Delays and disrupts CSS operations through probes. 3. Infiltrates CSS bases to conduct sabotage and terrorist activities. 4. Inflicts light casualties. 5. Destroys supplies and equipment.

**TASK:** Conduct Sniper Operations (5-OPFOR-0006)

**CONDITION:** The opposing forces (OPFOR) element has assigned snipers (regular or irregular elements) in the enemy's rear area along the main supply route (MSR) and near support sites.

**STANDARD:** The OPFOR element kills or wounds targets. 1. Sets up a well-concealed location. 2. Engages vehicle drivers or personnel on foot with short bursts of semiautomatic fire. 3. Kills or wounds selected targets. 4. Prevents the position from being discovered by enemy forces. 5. Evacuates the area without being spotted. 6. Reports all specified priority intelligence requirements (PIR) and other intelligence requirements to the OPFOR headquarters (HQ).

**TASK:** Maintain Contact (5-OPFOR-0003)

**CONDITION:** The opposing forces (OPFOR) element is engaged with enemy base-defense forces. The enemy forces are withdrawing under pressure.

**STANDARD:** The OPFOR element maintains enemy contact while the enemy withdraws. 1. Engages the enemy forces decisively. 2. Advances the OPFOR as the enemy forces withdraw. 3. Inflicts heavy casualties. 4. Captures the members of the enemy force. 5. Captures documents and equipment. 6. Safeguards the captured documents, the equipment, and the personnel.

**TASK:** Conduct an Ambush (5-OPFOR-0007)

**CONDITION:** The enemy is moving in a convoy. The opposing forces (OPFOR) element is positioned along the enemy's route.

**STANDARD:** The OPFOR element inflicts casualties on the enemy and causes vehicle and equipment damage. 1. Prepares an ambush site before the element arrives. 2. Surprises march element forces. 3. Inflicts heavy casualties within the designated kill zone. 4. Inflicts heavy damage to the vehicles and the equipment within the designated kill zone. 5. Delays the march element from reaching a specified destination for a specified period of time. 6. Withdraws on order. 7. Sustains no casualties. 8. Reports actions to superiors.

**TASK:** Disrupt a Net Control Station (NCS) (5-OPFOR-0019)

**CONDITION:** The enemy has established a NCS. The opposing forces (OPFOR) element has radio and jamming equipment.

**STANDARD:** The OPFOR element attempts to disrupt an NCS. 1. Attempts to locate the radio frequency that the unit is operating on. 2. Attempts to enter the radio net. 3. Attempts to issue "bogus" orders to a unit on the net. 4. Jams the radio frequency and forces the unit to go to an alternate frequency.

**TASK:** Disrupt Defensive Preparations (5-OPFOR-0018)

**CONDITION:** The opposing forces (OPFOR) element has located the enemy. Priority intelligence requirements (PIR) and other intelligence requirements obtained by OPFOR patrols indicate that the enemy elements are establishing defensive positions. The OPFOR element has automatic and antiarmor weapons and light mortars.

**STANDARD:** The OPFOR element disrupts and delays the enemy's defensive preparations. 1. Locates and penetrates the enemy's security system. 2. Forces the enemy to delay defensive preparations. 3. Disrupts the enemy's obstacle preparations.

**TASK:** Disrupt Enemy Movement and Operations Using Tactical Nuclear Weapons (5-OPFOR-0016)

**CONDITION:** The opposing forces (OPFOR) element has located the enemy. Priority intelligence requirements (PIR) and other intelligence requirements have been obtained by OPFOR patrols. Tactical nuclear weapons are employed against key locations in the rear area.

**STANDARD:** The OPFOR element disrupts enemy movement and operations. 1. Disrupts or delays the movement of the enemy's equipment and supplies to the forward areas. 2. Destroys enemy equipment and supplies. 3. Inflicts a high rate of nuclear casualties among the enemy forces. 4. Denies the enemy the use of specified areas. 5. Contaminates the enemy's equipment and supplies.

**TASK:** Disrupt Quartering Party Operations (5-OPFOR-0017)

**CONDITION:** The enemy is conducting quartering party operations. It has established an assembly area (AA) but has not moved in the main body.

**STANDARD:** The opposing forces (OPFOR) element attempts to disrupt quartering party operations and infiltrate the enemy's AA. 1. Locates the quartering party and the AA. 2. Surprises the main body. 3. Penetrates the AA with squad-size probes. 4. Inflicts personnel casualties and vehicle damage. 5. Disrupts the unit's preparations (prevents or delays beyond the unit's allotted time).

**TASK:** Disrupt Enemy Movement and Operations Using Persistent and Nonpersistent Chemical Weapons (5-OPFOR-0015)

**CONDITION:** The opposing forces (OPFOR) element has located the enemy. Priority intelligence requirements (PIR) and other intelligence requirements have been obtained by OPFOR patrols. The OPFOR units deliver chemical agents, by means of conventional artillery weapons or aircraft, along selected supply routes and key bases in the rear area.

**STANDARD:** The OPFOR element disrupts enemy movement and operations using persistent and nonpersistent chemical weapons. 1. Delivers chemical agents in low and densely wooded areas. 2. Delays the movement of enemy supplies and equipment to the forward areas. 3. Restricts the movement of the enemy units in the rear area. 4. Channels the movement of enemy units into predesignated ambush areas. 5. Contaminates enemy supplies and equipment. 6. Inflicts a high rate of casualties on enemy forces.

**TASK:** Disrupt Movement (5-OPFOR-0014)

**CONDITION:** The enemy is expected to move through the opposing forces (OPFOR) element's area of operations. The OPFOR element has received an operation order (OPORD) or fragmentary order (FRAGO) to disrupt enemy movement. The enemy has the capability to defend with direct fire and antiarmor weapons.

**STANDARD:** The OPFOR element delays enemy movement. 1. Delays the element. 2. Forces the element to deviate from its route. 3. Prevents the element from reaching its destination. 4. Surprises the element's main body.

**TASK:** Counter Passage of Lines (5-OPFOR-0012)

**CONDITION:** Enemy forces are in defensive positions, but they are expected to attempt passage-of-lines operations. The opposing forces (OPFOR) received orders to disrupt enemy passage-of-lines operations.

**STANDARD:** The OPFOR element delays or prevents enemy passage of lines. 1. Delays the passage. 2. Prevents the company from moving all personnel through the stationary unit. 3. Engages the main body of either the moving or the stationary unit.

**TASK:** Disrupt Assembly Area (AA) Activities (5-OPFOR-0013)

**CONDITION:** Intelligence reports indicate that platoon- and company-size enemy units are operating in the opposing forces (OPFOR) area of operations. Enemy units can defend from AAs with direct fire, antiarmor weapons, and indirect fire. The enemy has close air support (CAS) and nuclear, biological, and chemical (NBC) capabilities.

**STANDARD:** The OPFOR element locates and disrupts the enemy's AA activities. 1. Locates the element's AA. 2. Probes the AA with squad- or team-size elements. 3. Inflicts more than 5 percent casualties on the element. 4. Disrupts the element's preparations (prevents or delays beyond the element's allotted time).

**TASK:** Attack (5-OPFOR-0001)

**CONDITION:** The opposing forces (OPFOR) element has located the enemy. The priority intelligence requirements (PIR) and the other intelligence requirements have been obtained by OPFOR patrols. The OPFOR element has automatic and antiarmor weapons and light mortars.

**STANDARD:** The OPFOR element attempts to seize the terrain, the vehicles, or the equipment. 1. Develops an attack plan. 2. Surprises the enemy unit's main body. 3. Initiates the attack using a scheme of maneuver that exploits the enemy's flanks, gaps, and weaknesses. 4. Uses covered and concealed routes to approach the enemy forces' flanks, gaps, or weakly held areas. 5. Employs indirect fire to support the attack. 6. Penetrates enemy defenses. 7. Destroys the equipment and the supplies. 8. Inflicts heavy casualties. 9. Isolates the combat service support (CSS) base by blocking the reinforcements. 10. Forces the enemy units to displace. 11. Avoids being fixed in one position. 12. Withdraws before the CSS base is reinforced with tactical combat forces.

**TASK:** Conduct Air Attacks (5-OPFOR-0002)



**CONDITION:** The opposing forces (OPFOR) element in the rear area has forwarded the positions of the enemy support sites or the locations of moving elements. The OPFOR aircraft have been dispatched to attack enemy installations or convoys.

**STANDARD:** The OPFOR element attempts to delay, disrupt, or damage the enemy targets by air. 1. Locates the target (support sites or convoys). 2. Makes attack runs on the designated targets. 3. Inflicts heavy damage to the selected target. 4. Sustains no loss of aircraft. 5. Delays moving the force for more than one hour.

- ELEMENTS:** Command Section  
 Company Headquarters  
 Communication Section  
 Treatment Team  
 Ambulance Team  
 Combat Medical Section  
 Equipment Platoon Headquarters  
 Construction Equipment Section  
 Asphalt and Concrete Section  
 Dump Truck Section  
 Maintenance Platoon Headquarters  
 Direct Support Maintenance Section  
 Direct Support Maintenance Supply Section  
 Company Maintenance Section  
 Company

**TASK:** Conduct Quartering Party Operations (05-2-0908)  
 (FM 71-1) (FM 101-5) (FM 20-32)  
 (FM 5-10) (FM 5-170) (FM 5-34)

**ITERATION:** 1M 2M 3M 4M 5M (Circle)

**COMMANDER/LEADER ASSESSMENT:** T P U (Circle)

**CONDITIONS:** A unit is directed to move to a new location and establish an assembly area (AA). Digital units have performed functionality checks, and systems are operational. This task is always performed in MOPP4.

**TASK STANDARDS:** The quartering party departs ahead of the unit's main body and completes all tasks in the new AA before the main body arrives. The unit moves all personnel and equipment to the assigned position within the time specified in the operation order (OPORD). Digital units send and receive reports using frequency-modulated (FM) or digital means. The time required to perform this task is increased when conducting it in mission-oriented protection posture (MOPP) 4.

TASK STEPS AND PERFORMANCE MEASURES	GO	NO-GO
<p>* 1. The element leader organizes the quartering party.</p> <ul style="list-style-type: none"> <li>a. Selected a noncommissioned officer in charge (NCOIC).</li> <li>b. Selected a security element or coordinated for security to be provided by the supported maneuver unit.</li> <li>c. Selected subordinate-element representatives according to the unit's standing operating procedure (SOP).</li> <li>d. Organized a nuclear, biological, and chemical (NBC) reconnaissance party from the NCOIC, the security element, and the subordinate-element representatives to satisfy the threat conditions.</li> <li>e. Conducted troop-leading procedures.</li> <li>f. Conducted precombat checks (PCCs) and precombat inspections (PCIs).</li> <li>g. Reviewed the unit's SOP and tactical standing operating procedure (TACSOP).</li> <li>h. Conducted risk management and safety briefings according to the unit's SOP or TACSOP.</li> </ul> <p>2. The quartering party conducts rehearsals on minesweeping operations, actions on contact for the security teams, and movement guide procedures.</p>		

TASK STEPS AND PERFORMANCE MEASURES	GO	NO-GO
<p>NOTE: Conduct a rehearsal using one of the following rehearsal types: the confirmation brief, the back brief, the combined-arms rehearsal, the battle drill, or the SOP rehearsal (for additional information, see Field Manual [FM] 101-5).</p> <p>* 3. The quartering party leader conducts a map reconnaissance, identifying the start point (SP), potential ambush sites, checkpoints (CPs), rest stops, and the AA. NOTE: The route used by the quartering party can be the same as the route used by the unit's main body, as long as security is maintained along the route. If security is not maintained, the main body should conduct a route clearance to the new AA.</p> <p>4. The quartering party prepares the vehicles for the convoy.</p> <ol style="list-style-type: none"> <li>a. Performed preventive-maintenance checks and services (PMCS) on vehicles and equipment.</li> <li>b. Loaded vehicles according to the load plan.</li> <li>c. Prepared the troop-carrying vehicles for combat survivability by covering the floors with a double layer of sandbags.</li> <li>d. Maintained a guard force to prevent theft and sabotage.</li> </ol> <p>* 5. The quartering party leader briefs the convoy personnel.</p> <ol style="list-style-type: none"> <li>a. Briefed the convoy route, to include the medical- and maintenance-support locations and the destination.</li> <li>b. Provided a strip map to each vehicle commander (or driver).</li> </ol> <p>NOTE: Digital units input routes and checkpoints into the Force XXI Battle Command Brigade and Below (FBCB2) System by using the overlay message and/or the long format message according to the unit's TACSOP.</p> <ol style="list-style-type: none"> <li>c. Briefed the prescribed march rate, the catch-up speed, and the distance between the vehicles.</li> <li>d. Briefed accident and breakdown procedures.</li> <li>e. Briefed limited-visibility movement procedures.</li> <li>f. Briefed the chain of command and the radio frequency.</li> </ol> <p>6. The quartering party relocates to the new AA.</p> <ol style="list-style-type: none"> <li>a. Traveled separately from, and ahead of, the main body.</li> <li>b. Reported the route limitations and other specified command interest items to the next higher element.</li> </ol> <p>7. The quartering party reconnoiters the area and notifies the commander of the conditions. NOTE: Digital units update the enemy locations, mined areas, and NBC contaminated areas on the FBCB2 System to update the situational awareness (SA) and common operational picture (COP).</p> <ol style="list-style-type: none"> <li>a. Reported the position of enemy forces.</li> <li>b. Located the areas containing mines, booby traps, and NBC contamination.</li> <li>c. Evaluated terrain conditions, to include trafficability, cover and concealment, and the availability of adequate routes into and out of the AA.</li> <li>d. Evaluated the communication system required for the AA.</li> </ol> <p>* 8. The quartering party leader notifies the commander of the condition of the area.</p> <ol style="list-style-type: none"> <li>a. Received orders and prepared the area for the main body (satisfactory conditions).</li> <li>b. Requested additional instructions from the next higher commander and moved to the alternate AA or found another location and repeated Subtask 7 (unsatisfactory conditions).</li> </ol> <p>9. The quartering party prepares the area to receive the main body.</p> <ol style="list-style-type: none"> <li>a. Secured the area.</li> </ol>		

TASK STEPS AND PERFORMANCE MEASURES	GO	NO-GO
b. Marked or removed any obstacles and mines. c. Organized the area, divided it into sectors for each unit, and selected locations for the command post. d. Improved and marked the entrances, exits, and internal routes. e. Marked vehicle positions.  10. Each element representative from the quartering party guides his element, without delay, from the release point (RP) to that element's sector of the AA (mounted, if possible).		

TASK PERFORMANCE / EVALUATION SUMMARY BLOCK							
ITERATION	1M	2M	3M	4M	5M		TOTAL
TOTAL TASK STEPS EVALUATED							
TOTAL TASK STEPS "GO"							
TRAINING STATUS "GO"/"NO-GO"							

"\*" indicates a leader task step.

**SUPPORTING INDIVIDUAL TASKS: NONE**

**SUPPORTING COLLECTIVE TASKS**

Task Number	Task Title	References
03-2-3008.05-T01A	Conduct a Radiological, Chemical, or Biological Reconnaissance or Survey	ARTEP 5-025-66-MTP  ARTEP 5-026-34-MTP ARTEP 5-027-10-MTP ARTEP 5-027-35-MTP ARTEP 5-053-11-MTP ARTEP 5-053-12-MTP ARTEP 5-053-35-MTP ARTEP 5-063-10-MTP ARTEP 5-063-11-MTP ARTEP 5-063-35-MTP ARTEP 5-113-11-MTP ARTEP 5-113-12-MTP ARTEP 5-113-35-MTP ARTEP 5-145-32-MTP ARTEP 5-155-66-MTP ARTEP 5-156-34-MTP ARTEP 5-157-10-MTP ARTEP 5-157-35-MTP ARTEP 5-215-66-MTP ARTEP 5-216-34-MTP ARTEP 5-217-10-MTP ARTEP 5-217-35-MTP ARTEP 5-335-60-MTP ARTEP 5-335-65-MTP ARTEP 5-335-70-MTP ARTEP 5-336-34-MTP

**SUPPORTING COLLECTIVE TASKS**

<b>Task Number</b>	<b>Task Title</b>	<b>References</b>
		ARTEP 5-337-10-MTP
		ARTEP 5-337-35-MTP
		ARTEP 5-402-68-MTP
		ARTEP 5-412-68-MTP
		ARTEP 5-412-69-MTP
		ARTEP 5-413-35-MTP
		ARTEP 5-416-14-MTP
		ARTEP 5-416-34-MTP
		ARTEP 5-417-13-MTP
		ARTEP 5-417-17-MTP
		ARTEP 5-417-35-MTP
		ARTEP 5-423-11-MTP
		ARTEP 5-423-35-MTP
		ARTEP 5-424-35-MTP
		ARTEP 5-425-66-MTP
		ARTEP 5-426-34-MTP
		ARTEP 5-427-10-MTP
		ARTEP 5-427-35-MTP
		ARTEP 5-434-35-MTP
		ARTEP 5-435-66-MTP
		ARTEP 5-435-67-MTP
		ARTEP 5-436-35-MTP
		ARTEP 5-436-37-MTP
		ARTEP 5-437-10-MTP
		ARTEP 5-437-11-MTP
		ARTEP 5-437-36-MTP
		ARTEP 5-437-38-MTP
		ARTEP 5-443-35-MTP
		ARTEP 5-445-64-MTP
		ARTEP 5-445-66-MTP
		ARTEP 5-446-34-MTP
		ARTEP 5-446-36-MTP
		ARTEP 5-447-10-MTP
		ARTEP 5-447-11-MTP
		ARTEP 5-447-35-MTP
		ARTEP 5-447-37-MTP
		ARTEP 5-463-10-MTP
		ARTEP 5-463-12-MTP
		ARTEP 5-463-15-MTP
		ARTEP 5-463-17-MTP
		ARTEP 5-463-35-MTP
		ARTEP 5-463-36-MTP
		ARTEP 5-473-35-MTP
		ARTEP 5-500-21-MTP
		ARTEP 5-500-22-MTP
		ARTEP 5-500-24-MTP
		ARTEP 5-500-66-MTP
		ARTEP 5-510-10-MTP
		ARTEP 5-510-12-MTP
		ARTEP 5-510-14-MTP
		ARTEP 5-510-16-MTP
		ARTEP 5-510-18-MTP
		ARTEP 5-520-10-MTP

**SUPPORTING COLLECTIVE TASKS**

Task Number	Task Title	References
03-2-C312.05-T01A	Conduct Thorough Decontamination Operations	ARTEP 5-520-12-MTP ARTEP 5-520-14-MTP ARTEP 5-530-10-MTP ARTEP 5-530-12-MTP ARTEP 5-530-16-MTP ARTEP 5-540-10-MTP ARTEP 5-540-11-MTP ARTEP 5-540-12-MTP ARTEP 5-540-13-MTP ARTEP 5-602-68-MTP ARTEP 5-603-35-MTP ARTEP 5-606-34-MTP ARTEP 5-607-35-MTP ARTEP 5-608-35-MTP ARTEP 5-616-34-MTP ARTEP 5-617-10-MTP ARTEP 5-617-11-MTP ARTEP 5-617-35-MTP ARTEP 5-025-66-MTP
		ARTEP 5-026-34-MTP ARTEP 5-027-10-MTP ARTEP 5-027-35-MTP ARTEP 5-053-11-MTP ARTEP 5-053-12-MTP ARTEP 5-053-35-MTP ARTEP 5-063-10-MTP ARTEP 5-063-11-MTP ARTEP 5-113-11-MTP ARTEP 5-113-12-MTP ARTEP 5-113-35-MTP ARTEP 5-155-66-MTP ARTEP 5-156-34-MTP ARTEP 5-157-10-MTP ARTEP 5-157-35-MTP ARTEP 5-215-66-MTP ARTEP 5-216-34-MTP ARTEP 5-217-10-MTP ARTEP 5-217-35-MTP ARTEP 5-332-68-MTP ARTEP 5-335-60-MTP ARTEP 5-335-65-MTP ARTEP 5-335-70-MTP ARTEP 5-336-34-MTP ARTEP 5-337-10-MTP ARTEP 5-337-35-MTP ARTEP 5-402-68-MTP ARTEP 5-412-68-MTP ARTEP 5-412-69-MTP ARTEP 5-413-35-MTP ARTEP 5-416-14-MTP ARTEP 5-416-34-MTP ARTEP 5-417-13-MTP

**SUPPORTING COLLECTIVE TASKS**

<b>Task Number</b>	<b>Task Title</b>	<b>References</b>
		ARTEP 5-417-17-MTP
		ARTEP 5-417-35-MTP
		ARTEP 5-423-11-MTP
		ARTEP 5-423-35-MTP
		ARTEP 5-424-35-MTP
		ARTEP 5-425-66-MTP
		ARTEP 5-426-34-MTP
		ARTEP 5-427-10-MTP
		ARTEP 5-427-35-MTP
		ARTEP 5-434-35-MTP
		ARTEP 5-435-66-MTP
		ARTEP 5-435-67-MTP
		ARTEP 5-436-35-MTP
		ARTEP 5-436-37-MTP
		ARTEP 5-437-10-MTP
		ARTEP 5-437-11-MTP
		ARTEP 5-437-36-MTP
		ARTEP 5-437-38-MTP
		ARTEP 5-443-35-MTP
		ARTEP 5-445-64-MTP
		ARTEP 5-445-66-MTP
		ARTEP 5-446-34-MTP
		ARTEP 5-446-36-MTP
		ARTEP 5-447-10-MTP
		ARTEP 5-447-11-MTP
		ARTEP 5-447-35-MTP
		ARTEP 5-447-37-MTP
		ARTEP 5-463-10-MTP
		ARTEP 5-463-12-MTP
		ARTEP 5-463-15-MTP
		ARTEP 5-463-17-MTP
		ARTEP 5-463-35-MTP
		ARTEP 5-463-36-MTP
		ARTEP 5-473-35-MTP
		ARTEP 5-500-21-MTP
		ARTEP 5-500-22-MTP
		ARTEP 5-500-24-MTP
		ARTEP 5-500-66-MTP
		ARTEP 5-510-10-MTP
		ARTEP 5-510-12-MTP
		ARTEP 5-510-14-MTP
		ARTEP 5-510-16-MTP
		ARTEP 5-510-18-MTP
		ARTEP 5-520-10-MTP
		ARTEP 5-520-14-MTP
		ARTEP 5-530-10-MTP
		ARTEP 5-530-12-MTP
		ARTEP 5-530-16-MTP
		ARTEP 5-540-10-MTP
		ARTEP 5-540-11-MTP
		ARTEP 5-540-12-MTP
		ARTEP 5-540-13-MTP
		ARTEP 5-602-68-MTP

**SUPPORTING COLLECTIVE TASKS**

Task Number	Task Title	References
03-3-C201.05-T01A	Prepare for Operations under Nuclear, Biological, and Chemical (NBC) Conditions	ARTEP 5-603-35-MTP ARTEP 5-606-34-MTP ARTEP 5-607-35-MTP ARTEP 5-608-35-MTP ARTEP 5-616-34-MTP ARTEP 5-617-11-MTP ARTEP 5-025-66-MTP  ARTEP 5-026-34-MTP ARTEP 5-027-10-MTP ARTEP 5-027-35-MTP ARTEP 5-053-11-MTP ARTEP 5-053-12-MTP ARTEP 5-053-35-MTP ARTEP 5-063-10-MTP ARTEP 5-063-11-MTP ARTEP 5-063-35-MTP ARTEP 5-113-11-MTP ARTEP 5-113-12-MTP ARTEP 5-113-35-MTP ARTEP 5-155-66-MTP ARTEP 5-156-34-MTP ARTEP 5-157-10-MTP ARTEP 5-157-35-MTP ARTEP 5-215-66-MTP ARTEP 5-216-34-MTP ARTEP 5-217-10-MTP ARTEP 5-217-35-MTP ARTEP 5-335-60-MTP ARTEP 5-335-65-MTP ARTEP 5-335-70-MTP ARTEP 5-336-34-MTP ARTEP 5-337-10-MTP ARTEP 5-337-35-MTP ARTEP 5-402-68-MTP ARTEP 5-412-68-MTP ARTEP 5-412-69-MTP ARTEP 5-413-35-MTP ARTEP 5-416-14-MTP ARTEP 5-416-34-MTP ARTEP 5-417-13-MTP ARTEP 5-417-17-MTP ARTEP 5-417-35-MTP ARTEP 5-423-11-MTP ARTEP 5-423-35-MTP ARTEP 5-424-35-MTP ARTEP 5-425-66-MTP ARTEP 5-426-34-MTP ARTEP 5-427-10-MTP ARTEP 5-427-35-MTP ARTEP 5-434-35-MTP ARTEP 5-435-66-MTP ARTEP 5-435-67-MTP



**SUPPORTING COLLECTIVE TASKS**

Task Number	Task Title	References
		ARTEP 5-436-35-MTP
		ARTEP 5-436-37-MTP
		ARTEP 5-437-10-MTP
		ARTEP 5-437-11-MTP
		ARTEP 5-437-36-MTP
		ARTEP 5-437-38-MTP
		ARTEP 5-443-35-MTP
		ARTEP 5-445-64-MTP
		ARTEP 5-445-66-MTP
		ARTEP 5-446-34-MTP
		ARTEP 5-446-36-MTP
		ARTEP 5-447-10-MTP
		ARTEP 5-447-11-MTP
		ARTEP 5-447-35-MTP
		ARTEP 5-447-37-MTP
		ARTEP 5-463-10-MTP
		ARTEP 5-463-12-MTP
		ARTEP 5-463-15-MTP
		ARTEP 5-463-17-MTP
		ARTEP 5-463-35-MTP
		ARTEP 5-463-36-MTP
		ARTEP 5-473-35-MTP
		ARTEP 5-500-22-MTP
		ARTEP 5-500-24-MTP
		ARTEP 5-500-66-MTP
		ARTEP 5-510-10-MTP
		ARTEP 5-510-12-MTP
		ARTEP 5-510-14-MTP
		ARTEP 5-510-16-MTP
		ARTEP 5-510-18-MTP
		ARTEP 5-520-10-MTP
		ARTEP 5-530-10-MTP
		ARTEP 5-530-12-MTP
		ARTEP 5-530-14-MTP
		ARTEP 5-530-16-MTP
		ARTEP 5-540-10-MTP
		ARTEP 5-540-11-MTP
		ARTEP 5-540-12-MTP
		ARTEP 5-540-13-MTP
		ARTEP 5-602-68-MTP
		ARTEP 5-603-35-MTP
		ARTEP 5-606-34-MTP
		ARTEP 5-607-35-MTP
		ARTEP 5-608-35-MTP
		ARTEP 5-616-34-MTP
		ARTEP 5-617-10-MTP
		ARTEP 5-617-11-MTP
		ARTEP 5-617-35-MTP
05-2-0911	Defend a Convoy Against a Ground Attack	ARTEP 5-025-66-MTP
		ARTEP 5-026-34-MTP
		ARTEP 5-027-10-MTP
		ARTEP 5-027-35-MTP
		ARTEP 5-053-11-MTP

**SUPPORTING COLLECTIVE TASKS**

Task Number	Task Title	References
		ARTEP 5-053-12-MTP
		ARTEP 5-053-35-MTP
		ARTEP 5-063-10-MTP
		ARTEP 5-063-11-MTP
		ARTEP 5-063-35-MTP
		ARTEP 5-113-11-MTP
		ARTEP 5-113-12-MTP
		ARTEP 5-113-35-MTP
		ARTEP 5-145-12-MTP
		ARTEP 5-145-32-MTP
		ARTEP 5-155-66-MTP
		ARTEP 5-156-34-MTP
		ARTEP 5-157-10-MTP
		ARTEP 5-157-35-MTP
		ARTEP 5-215-66-MTP
		ARTEP 5-216-34-MTP
		ARTEP 5-217-10-MTP
		ARTEP 5-217-35-MTP
		ARTEP 5-332-68-MTP
		ARTEP 5-335-60-MTP
		ARTEP 5-335-65-MTP
		ARTEP 5-335-66-MTP
		ARTEP 5-335-70-MTP
		ARTEP 5-335-DRILL
		ARTEP 5-336-34-MTP
		ARTEP 5-337-10-MTP
		ARTEP 5-337-35-MTP
		ARTEP 5-412-68-MTP
		ARTEP 5-412-69-MTP
		ARTEP 5-413-35-MTP
		ARTEP 5-415-66-MTP
		ARTEP 5-416-14-MTP
		ARTEP 5-416-34-MTP
		ARTEP 5-417-13-MTP
		ARTEP 5-417-17-MTP
		ARTEP 5-417-35-MTP
		ARTEP 5-423-11-MTP
		ARTEP 5-423-35-MTP
		ARTEP 5-424-35-MTP
		ARTEP 5-425-66-MTP
		ARTEP 5-426-34-MTP
		ARTEP 5-427-10-MTP
		ARTEP 5-427-35-MTP
		ARTEP 5-434-35-MTP
		ARTEP 5-435-66-MTP
		ARTEP 5-435-67-MTP
		ARTEP 5-436-35-MTP
		ARTEP 5-436-37-MTP
		ARTEP 5-437-10-MTP
		ARTEP 5-437-11-MTP
		ARTEP 5-437-36-MTP
		ARTEP 5-437-38-MTP
		ARTEP 5-445-64-MTP

**SUPPORTING COLLECTIVE TASKS**

Task Number	Task Title	References
		ARTEP 5-445-66-MTP
		ARTEP 5-446-34-MTP
		ARTEP 5-446-36-MTP
		ARTEP 5-447-10-MTP
		ARTEP 5-447-11-MTP
		ARTEP 5-447-35-MTP
		ARTEP 5-447-37-MTP
		ARTEP 5-463-10-MTP
		ARTEP 5-463-12-MTP
		ARTEP 5-463-15-MTP
		ARTEP 5-463-17-MTP
		ARTEP 5-463-35-MTP
		ARTEP 5-463-36-MTP
		ARTEP 5-473-35-MTP
		ARTEP 5-500-21-MTP
		ARTEP 5-500-22-MTP
		ARTEP 5-500-24-MTP
		ARTEP 5-500-66-MTP
		ARTEP 5-510-10-MTP
		ARTEP 5-510-12-MTP
		ARTEP 5-510-14-MTP
		ARTEP 5-510-16-MTP
		ARTEP 5-510-18-MTP
		ARTEP 5-520-10-MTP
		ARTEP 5-520-12-MTP
		ARTEP 5-520-14-MTP
		ARTEP 5-530-10-MTP
		ARTEP 5-530-12-MTP
		ARTEP 5-530-14-MTP
		ARTEP 5-530-16-MTP
		ARTEP 5-540-10-MTP
		ARTEP 5-540-11-MTP
		ARTEP 5-540-12-MTP
		ARTEP 5-540-13-MTP
		ARTEP 5-602-68-MTP
		ARTEP 5-603-35-MTP
		ARTEP 5-605-66-MTP
		ARTEP 5-606-34-MTP
		ARTEP 5-607-35-MTP
		ARTEP 5-608-35-MTP
		ARTEP 5-615-66-MTP
		ARTEP 5-616-34-MTP
		ARTEP 5-617-10-MTP
		ARTEP 5-617-11-MTP
		ARTEP 5-617-35-MTP
05-3-0118	Conduct Minesweeping Operations	ARTEP 5-027-10-MTP
		ARTEP 5-063-10-MTP
		ARTEP 5-157-10-MTP
		ARTEP 5-217-10-MTP
		ARTEP 5-335-70-MTP
		ARTEP 5-337-10-MTP
		ARTEP 5-417-13-MTP
		ARTEP 5-417-17-MTP

**SUPPORTING COLLECTIVE TASKS**

Task Number	Task Title	References
07-2-1301.05-T01A	Conduct a Convoy	ARTEP 5-427-10-MTP ARTEP 5-447-10-MTP ARTEP 5-447-11-MTP ARTEP 5-463-10-MTP ARTEP 5-463-12-MTP ARTEP 5-025-66-MTP ARTEP 5-026-34-MTP ARTEP 5-027-10-MTP ARTEP 5-027-35-MTP ARTEP 5-053-11-MTP ARTEP 5-053-12-MTP ARTEP 5-053-35-MTP ARTEP 5-063-10-MTP ARTEP 5-063-11-MTP ARTEP 5-063-35-MTP ARTEP 5-113-11-MTP ARTEP 5-113-12-MTP ARTEP 5-113-35-MTP ARTEP 5-145-12-MTP ARTEP 5-145-32-MTP ARTEP 5-155-66-MTP ARTEP 5-156-34-MTP ARTEP 5-157-10-MTP ARTEP 5-157-35-MTP ARTEP 5-215-66-MTP ARTEP 5-216-34-MTP ARTEP 5-217-10-MTP ARTEP 5-217-35-MTP ARTEP 5-332-68-MTP ARTEP 5-335-60-MTP ARTEP 5-335-65-MTP ARTEP 5-335-70-MTP ARTEP 5-336-34-MTP ARTEP 5-337-10-MTP ARTEP 5-337-35-MTP ARTEP 5-413-35-MTP ARTEP 5-416-14-MTP ARTEP 5-416-34-MTP ARTEP 5-417-13-MTP ARTEP 5-417-17-MTP ARTEP 5-417-35-MTP ARTEP 5-423-11-MTP ARTEP 5-423-35-MTP ARTEP 5-424-35-MTP ARTEP 5-425-66-MTP ARTEP 5-426-34-MTP ARTEP 5-427-10-MTP ARTEP 5-427-35-MTP ARTEP 5-434-35-MTP ARTEP 5-435-67-MTP ARTEP 5-436-35-MTP ARTEP 5-436-37-MTP ARTEP 5-437-10-MTP

**SUPPORTING COLLECTIVE TASKS**

Task Number	Task Title	References
		ARTEP 5-437-11-MTP
		ARTEP 5-437-36-MTP
		ARTEP 5-437-38-MTP
		ARTEP 5-443-35-MTP
		ARTEP 5-445-64-MTP
		ARTEP 5-445-66-MTP
		ARTEP 5-446-34-MTP
		ARTEP 5-446-36-MTP
		ARTEP 5-447-10-MTP
		ARTEP 5-447-11-MTP
		ARTEP 5-447-35-MTP
		ARTEP 5-447-37-MTP
		ARTEP 5-463-10-MTP
		ARTEP 5-463-12-MTP
		ARTEP 5-463-15-MTP
		ARTEP 5-463-17-MTP
		ARTEP 5-463-35-MTP
		ARTEP 5-463-36-MTP
		ARTEP 5-473-35-MTP
		ARTEP 5-500-22-MTP
		ARTEP 5-500-24-MTP
		ARTEP 5-500-66-MTP
		ARTEP 5-510-10-MTP
		ARTEP 5-510-12-MTP
		ARTEP 5-510-14-MTP
		ARTEP 5-510-16-MTP
		ARTEP 5-510-18-MTP
		ARTEP 5-520-10-MTP
		ARTEP 5-520-12-MTP
		ARTEP 5-520-14-MTP
		ARTEP 5-530-10-MTP
		ARTEP 5-530-12-MTP
		ARTEP 5-530-14-MTP
		ARTEP 5-530-16-MTP
		ARTEP 5-540-10-MTP
		ARTEP 5-540-11-MTP
		ARTEP 5-540-12-MTP
		ARTEP 5-540-13-MTP
		ARTEP 5-603-35-MTP
		ARTEP 5-606-34-MTP
		ARTEP 5-607-35-MTP
		ARTEP 5-608-35-MTP
		ARTEP 5-616-34-MTP
		ARTEP 5-617-10-MTP
		ARTEP 5-617-11-MTP
		ARTEP 5-617-35-MTP

**OPFOR TASKS AND STANDARDS**

**TASK:** Disrupt a Route Reconnaissance (5-OPFOR-0021)

**CONDITION:** The enemy is conducting a route reconnaissance. The opposing forces (OPFOR) element is positioned along the enemy's route.

**STANDARD:** The OPFOR element attempts to disrupt a squad/section conducting a route reconnaissance. 1. Prevents the unit from meeting its specified time schedule. 2. Forces the unit to deviate from its specified route. 3. Prevents the unit from reaching its assigned destination. 4. Surprises the squad/section. 5. Inflicts casualties on the unit.

**TASK:** Disrupt a Net Control Station (NCS) (5-OPFOR-0019)

**CONDITION:** The enemy has established a NCS. The opposing forces (OPFOR) element has radio and jamming equipment.

**STANDARD:** The OPFOR element attempts to disrupt an NCS. 1. Attempts to locate the radio frequency that the unit is operating on. 2. Attempts to enter the radio net. 3. Attempts to issue "bogus" orders to a unit on the net. 4. Jams the radio frequency and forces the unit to go to an alternate frequency.

**TASK:** Conduct an Ambush (5-OPFOR-0007)

**CONDITION:** The enemy is moving in a convoy. The opposing forces (OPFOR) element is positioned along the enemy's route.

**STANDARD:** The OPFOR element inflicts casualties on the enemy and causes vehicle and equipment damage. 1. Prepares an ambush site before the element arrives. 2. Surprises march element forces. 3. Inflicts heavy casualties within the designated kill zone. 4. Inflicts heavy damage to the vehicles and the equipment within the designated kill zone. 5. Delays the march element from reaching a specified destination for a specified period of time. 6. Withdraws on order. 7. Sustains no casualties. 8. Reports actions to superiors.

**TASK:** Disrupt Assembly Area (AA) Activities (5-OPFOR-0013)

**CONDITION:** Intelligence reports indicate that platoon- and company-size enemy units are operating in the opposing forces (OPFOR) area of operations. Enemy units can defend from AAs with direct fire, antiarmor weapons, and indirect fire. The enemy has close air support (CAS) and nuclear, biological, and chemical (NBC) capabilities.

**STANDARD:** The OPFOR element locates and disrupts the enemy's AA activities. 1. Locates the element's AA. 2. Probes the AA with squad- or team-size elements. 3. Inflicts more than 5 percent casualties on the element. 4. Disrupts the element's preparations (prevents or delays beyond the element's allotted time).

**TASK:** Disrupt Quartering Party Operations (5-OPFOR-0017)

**CONDITION:** The enemy is conducting quartering party operations. It has established an assembly area (AA) but has not moved in the main body.

**STANDARD:** The opposing forces (OPFOR) element attempts to disrupt quartering party operations and infiltrate the enemy's AA. 1. Locates the quartering party and the AA. 2. Surprises the main body. 3. Penetrates the AA with squad-size probes. 4. Inflicts personnel casualties and vehicle damage. 5. Disrupts the unit's preparations (prevents or delays beyond the unit's allotted time).

**TASK:** Disrupt Construction of Vehicle Fighting Positions (5-OPFOR-0020)

**CONDITION:** The opposing forces (OPFOR) element has located the enemy. The priority intelligence requirements (PIR) and other intelligence obtained by OPFOR patrols indicate the enemy is constructing vehicle fighting positions within its defensive area. The OPFOR element has automatic and antiarmor weapons and light mortars.

**STANDARD:** The OPFOR element attempts to disrupt the enemy's efforts to establish vehicle fighting positions. 1. Locates the defensive area. 2. Surprises the main body. 3. Penetrates the defensive area with squad-size probes. 4. Inflicts casualties on the unit. 5. Destroys vehicles. 6. Disrupts the unit's preparations (prevents or delays beyond the unit's allotted time).

**TASK:** Defeat Obstacles (5-OPFOR-0009)

**CONDITION:** The opposing forces (OPFOR) element encounters an obstacle that blocks the avenue of approach as it advances upon the enemy forces.

**STANDARD:** The OPFOR element bypasses or breaches the enemy obstacle. 1. Detects the obstacle before halting its main body. 2. Defeats the obstacle. a. Bypasses the obstacle without entering the engagement areas. b. Breaches the obstacle within 45 minutes and passes its entire force through the obstacle. 3. Does not incur degradation to the point that the mission must be discontinued.

**TASK:** Conduct an Attack (5-OPFOR-0008)

**CONDITION:** The enemy is conducting tactical operations. The opposing forces (OPFOR) element receives orders to attack the enemy, the area of occupation, or the main supply route (MSR) with smoke.

**STANDARD:** The OPFOR element disrupts the enemy's movement and smoke operations. 1. Determines the delivery method of the smoke attack. 2. Locates the target. 3. Delivers the smoke attack downwind. 4. Attacks the enemy with smoke, and surge attacks when the enemy responds to the smoke.

**TASK:** Conduct an Aerial Reconnaissance (5-OPFOR-0010)

**CONDITION:** The opposing forces (OPFOR) headquarters (HQ) element requires intelligence on the locations and identification of the enemy elements. Aircraft is dispatched to take photographs and make a visual inspection of the enemy rear area.

**STANDARD:** The OPFOR element gathers photograph intelligence of the enemy. 1. Photographs the assigned sectors. 2. Makes quick visual checks where the ceiling is low. 3. Locates enemy positions in the area, particularly support and storage bases, and command and control (C2) facilities. 4. Sustains no loss of aircraft. 5. Reports priority intelligence requirements (PIR) and other information requirements to the OPFOR HQ.

**TASK:** Conduct Terrorist and Saboteur Attacks (5-OPFOR-0005)

**CONDITION:** The opposing forces (OPFOR) element dispatches small teams into the enemy's rear area to disrupt combat service support (CSS) operations.

**STANDARD:** The enemy sustains disrupted command and control (C2), destroyed equipment and supplies, and light casualties. 1. Locates rear support bases and C2 facilities. 2. Delays and disrupts CSS operations through probes. 3. Infiltrates CSS bases to conduct sabotage and terrorist activities. 4. Inflicts light casualties. 5. Destroys supplies and equipment.

**TASK:** Disrupt Defensive Preparations (5-OPFOR-0018)

**CONDITION:** The opposing forces (OPFOR) element has located the enemy. Priority intelligence requirements (PIR) and other intelligence requirements obtained by OPFOR patrols indicate that the enemy elements are establishing defensive positions. The OPFOR element has automatic and antiarmor weapons and light mortars.

**STANDARD:** The OPFOR element disrupts and delays the enemy's defensive preparations. 1. Locates and penetrates the enemy's security system. 2. Forces the enemy to delay defensive preparations. 3. Disrupts the enemy's obstacle preparations.

**TASK:** Disrupt Enemy Movement and Operations Using Tactical Nuclear Weapons (5-OPFOR-0016)

**CONDITION:** The opposing forces (OPFOR) element has located the enemy. Priority intelligence requirements (PIR) and other intelligence requirements have been obtained by OPFOR patrols. Tactical nuclear weapons are employed against key locations in the rear area.

**STANDARD:** The OPFOR element disrupts enemy movement and operations. 1. Disrupts or delays the movement of the enemy's equipment and supplies to the forward areas. 2. Destroys enemy equipment and supplies. 3. Inflicts a high rate of nuclear casualties among the enemy forces. 4. Denies the enemy the use of specified areas. 5. Contaminates the enemy's equipment and supplies.

**TASK:** Disrupt Enemy Movement and Operations Using Persistent and Nonpersistent Chemical Weapons (5-OPFOR-0015)

**CONDITION:** The opposing forces (OPFOR) element has located the enemy. Priority intelligence requirements (PIR) and other intelligence requirements have been obtained by OPFOR patrols. The OPFOR units deliver chemical agents, by means of conventional artillery weapons or aircraft, along selected supply routes and key bases in the rear area.

**STANDARD:** The OPFOR element disrupts enemy movement and operations using persistent and nonpersistent chemical weapons. 1. Delivers chemical agents in low and densely wooded areas. 2. Delays the movement of enemy supplies and equipment to the forward areas. 3. Restricts the movement of the enemy units in the rear area. 4. Channels the movement of enemy units into predesignated ambush areas. 5. Contaminates enemy supplies and equipment. 6. Inflicts a high rate of casualties on enemy forces.

**TASK:** Disrupt Movement (5-OPFOR-0014)

**CONDITION:** The enemy is expected to move through the opposing forces (OPFOR) element's area of operations. The OPFOR element has received an operation order (OPORD) or fragmentary order (FRAGO) to disrupt enemy movement. The enemy has the capability to defend with direct fire and antiarmor weapons.

**STANDARD:** The OPFOR element delays enemy movement. 1. Delays the element. 2. Forces the element to deviate from its route. 3. Prevents the element from reaching its destination. 4. Surprises the element's main body.

**TASK:** Counter Passage of Lines (5-OPFOR-0012)

**CONDITION:** Enemy forces are in defensive positions, but they are expected to attempt passage-of-lines operations. The opposing forces (OPFOR) received orders to disrupt enemy passage-of-lines operations.

**STANDARD:** The OPFOR element delays or prevents enemy passage of lines. 1. Delays the passage. 2. Prevents the company from moving all personnel through the stationary unit. 3. Engages the main body of either the moving or the stationary unit.

**TASK:** Defend a Minefield (5-OPFOR-0023)



**CONDITION:** The enemy is conducting a minefield sweeping operation. The opposing forces (OPFOR) element has a minefield placed in the enemy's path. The minefield is under constant observation and fire.

**STANDARD:** The OPFOR element defends a minefield against an enemy element conducting a minefield sweeping operation. 1. Prevents the unit from detecting the obstacle. 2. Disrupts the minefield sweeping operation. 3. Prevents the unit from conducting the minefield sweeping operation, prevents the unit from moving all personnel through the breach, or delays the completion of the minefield sweeping operation for more than 45 minutes.

**TASK:** Conduct Sniper Operations (5-OPFOR-0006)

**CONDITION:** The opposing forces (OPFOR) element has assigned snipers (regular or irregular elements) in the enemy's rear area along the main supply route (MSR) and near support sites.

**STANDARD:** The OPFOR element kills or wounds targets. 1. Sets up a well-concealed location. 2. Engages vehicle drivers or personnel on foot with short bursts of semiautomatic fire. 3. Kills or wounds selected targets. 4. Prevents the position from being discovered by enemy forces. 5. Evacuates the area without being spotted. 6. Reports all specified priority intelligence requirements (PIR) and other intelligence requirements to the OPFOR headquarters (HQ).

**TASK:** Conduct Air Attacks (5-OPFOR-0002)

**CONDITION:** The opposing forces (OPFOR) element in the rear area has forwarded the positions of the enemy support sites or the locations of moving elements. The OPFOR aircraft have been dispatched to attack enemy installations or convoys.

**STANDARD:** The OPFOR element attempts to delay, disrupt, or damage the enemy targets by air. 1. Locates the target (support sites or convoys). 2. Makes attack runs on the designated targets. 3. Inflicts heavy damage to the selected target. 4. Sustains no loss of aircraft. 5. Delays moving the force for more than one hour.

**TASK:** Conduct a Raid (5-OPFOR-0004)

**CONDITION:** The opposing forces (OPFOR) element has occupied an objective rally point and has orders to conduct a raid on a combat service support (CSS) base.

**STANDARD:** The OPFOR element infiltrates the enemy's base and destroys all of the targets. 1. Surprises the enemy forces. 2. Assaults the support base and accomplishes the assigned tasks. 3. Destroys the specified equipment and supplies. 4. Avoids being decisively engaged. 5. Withdraws all personnel from the objective areas within the time prescribed. 6. Obtains all priority intelligence requirements (PIR) from the raid site. 7. Sustains only light casualties from enemy fire.

**TASK:** Surrender to the Capturing Unit on the Battlefield (5-OPFOR-0024)

**CONDITION:** The enemy has captured opposing forces (OPFOR) element's soldiers, documents, and equipment sensitive to the OPFOR tactical operations.

**STANDARD:** The OPFOR soldiers retain or destroy documents and equipment. The OPFOR element surrenders the documents and the equipment of no tactical use to the enemy and attempts to conceal or destroy items of tactical value. The OPFOR element attempts escape and evasion. 1. Prevents the successful capture of the documents and the equipment. 2. Destroys the documents and the equipment. 3. Removes identifying markings from the equipment. 4. Removes unit-identifying insignia. 5. Provides misleading information. 6. Plans an escape. 7. Delays movement to the nearest collection point. 8. Prevents safeguarding of the enemy prisoners of war (EPWs) in order to cause embarrassment to the United States (US).

**TASK:** Attack (5-OPFOR-0001)

**CONDITION:** The opposing forces (OPFOR) element has located the enemy. The priority intelligence requirements (PIR) and the other intelligence requirements have been obtained by OPFOR patrols. The OPFOR element has automatic and antiarmor weapons and light mortars.

**STANDARD:** The OPFOR element attempts to seize the terrain, the vehicles, or the equipment. 1. Develops an attack plan. 2. Surprises the enemy unit's main body. 3. Initiates the attack using a scheme of maneuver that exploits the enemy's flanks, gaps, and weaknesses. 4. Uses covered and concealed routes to approach the enemy forces' flanks, gaps, or weakly held areas. 5. Employs indirect fire to support the attack. 6. Penetrates enemy defenses. 7. Destroys the equipment and the supplies. 8. Inflicts heavy casualties. 9. Isolates the combat service support (CSS) base by blocking the reinforcements. 10. Forces the enemy units to displace. 11. Avoids being fixed in one position. 12. Withdraws before the CSS base is reinforced with tactical combat forces.

**TASK:** Disrupt an Engineer Reconnaissance (5-OPFOR-0022)

**CONDITION:** The enemy is conducting an engineer reconnaissance. The opposing forces (OPFOR) element is positioned along the enemy's route.

**STANDARD:** The OPFOR element disrupts an engineer reconnaissance. 1. Prevents the unit from meeting its specified time schedule. 2. Forces the unit to deviate from its specified route. 3. Prevents the unit from accomplishing its assigned engineer reconnaissance. 4. Surprises the unit conducting the reconnaissance.

**TASK:** Maintain Contact (5-OPFOR-0003)

**CONDITION:** The opposing forces (OPFOR) element is engaged with enemy base-defense forces. The enemy forces are withdrawing under pressure.

**STANDARD:** The OPFOR element maintains enemy contact while the enemy withdraws. 1. Engages the enemy forces decisively. 2. Advances the OPFOR as the enemy forces withdraw. 3. Inflicts heavy casualties. 4. Captures the members of the enemy force. 5. Captures documents and equipment. 6. Safeguards the captured documents, the equipment, and the personnel.

- ELEMENTS:** Section  
 Command Section  
 Company Headquarters  
 S1 Section  
 S2 Section  
 S3 Section  
 S4 Section  
 Communication Section  
 Treatment Team  
 Ambulance Team  
 Combat Medical Section  
 Unit Ministry Team  
 Equipment Platoon Headquarters  
 Construction Equipment Section  
 Asphalt and Concrete Section  
 Dump Truck Section  
 Maintenance Platoon Headquarters  
 Direct Support Maintenance Section  
 Direct Support Maintenance Supply Section  
 Company Maintenance Section  
 Company

**TASK:** React to Indirect Fire (07-1-1923.05-T01A)  
 (FM 7-7) (FM 7-10) (FM 7-7J)  
 (FM 7-8)

**ITERATION:** 1 2 3 4 5 M (Circle)  
**COMMANDER/LEADER ASSESSMENT:** T P U (Circle)

**CONDITIONS:** The element is moving, halted, or occupying a defensive position. Any member of the platoon gives the alert, "Incoming!" or a round impacts on or near their location. Some iterations of this task should be performed in MOPP4.

**TASK STANDARDS:** Within 2 seconds of the alert, the leader designates the direction and the distance to move. The platoon moves to the specified location. The time required to perform this task is increased when conducting it in mission-oriented protection posture (MOPP) 4.

TASK STEPS AND PERFORMANCE MEASURES	GO	NO-GO
1. The element reacts to indirect fire while moving mounted. <ul style="list-style-type: none"> <li>a. The element leader gave the direction and distance to move; for example, "3 o'clock, 200 meters."</li> <li>b. Vehicle commanders repeated the "Incoming!" alert to squad personnel.                             <ul style="list-style-type: none"> <li>(1) Personnel closed all hatches.</li> <li>(2) Drivers moved rapidly out of the impact area in the direction ordered by the leader.</li> </ul> </li> </ul> 2. The element reacts to indirect fire while moving dismounted. <ul style="list-style-type: none"> <li>a. Ensured that if vehicles with mounted weapons were available, the vehicles--                             <ul style="list-style-type: none"> <li>(1) Halted as close as possible to the dismounted team, allowing personnel to mount.</li> <li>(2) Moved rapidly out of the impact area in the direction ordered by the squad leader.</li> </ul> </li> </ul>		

TASK STEPS AND PERFORMANCE MEASURES	GO	NO-GO
<p>b. Ensured that if vehicles were not available, dismounted personnel kept low and ran out of the impact area in the direction and at the distance ordered by the squad leader.</p> <p>3. The element reacts to indirect fire when in a defensive position.</p> <p>a. Moved the vehicles immediately out of the impact area to alternate positions.</p> <p>b. Protected personnel by having each one go under the overhead cover of their fighting positions, if dismounted.</p> <p>4. Element members move to designated rally points according to the element's operation order (OPORD).</p> <p>5. The element establishes immediate security at the designated rally point.</p> <p>6. The element consolidates and reorganizes.</p> <p>* 7. The element leader submits a shelling report (SHELREP) or a mortar bombing report (MORTREP) to higher headquarters (HQ).</p> <p>NOTE: Digital units send the SHELREP using frequency-modulated (FM) or digital means or the Force XXI Battle Command Brigade and Below (FBCB2) System according to the unit's tactical standing operating procedure (TACSOP).</p>		

TASK PERFORMANCE / EVALUATION SUMMARY BLOCK							
ITERATION	1	2	3	4	5	M	TOTAL
TOTAL TASK STEPS EVALUATED							
TOTAL TASK STEPS "GO"							
TRAINING STATUS "GO"/"NO-GO"							

"\*" indicates a leader task step.

**SUPPORTING INDIVIDUAL TASKS: NONE**

**SUPPORTING COLLECTIVE TASKS: NONE**

**OPFOR TASKS AND STANDARDS**

**TASK:** Disrupt Enemy Movement and Operations Using Persistent and Nonpersistent Chemical Weapons (5-OPFOR-0015)

**CONDITION:** The opposing forces (OPFOR) element has located the enemy. Priority intelligence requirements (PIR) and other intelligence requirements have been obtained by OPFOR patrols. The OPFOR units deliver chemical agents, by means of conventional artillery weapons or aircraft, along selected supply routes and key bases in the rear area.

**STANDARD:** The OPFOR element disrupts enemy movement and operations using persistent and nonpersistent chemical weapons. 1. Delivers chemical agents in low and densely wooded areas. 2. Delays the movement of enemy supplies and equipment to the forward areas. 3. Restricts the movement of the enemy units in the rear area. 4. Channels the movement of enemy units into predesignated ambush areas. 5. Contaminates enemy supplies and equipment. 6. Inflicts a high rate of casualties on enemy forces.

**TASK:** Disrupt a Route Reconnaissance (5-OPFOR-0021)

**CONDITION:** The enemy is conducting a route reconnaissance. The opposing forces (OPFOR) element is positioned along the enemy's route.

**STANDARD:** The OPFOR element attempts to disrupt a squad/section conducting a route reconnaissance. 1. Prevents the unit from meeting its specified time schedule. 2. Forces the unit to deviate from its specified route. 3. Prevents the unit from reaching its assigned destination. 4. Surprises the squad/section. 5. Inflicts casualties on the unit.

**TASK:** Conduct a Raid (5-OPFOR-0004)

**CONDITION:** The opposing forces (OPFOR) element has occupied an objective rally point and has orders to conduct a raid on a combat service support (CSS) base.

**STANDARD:** The OPFOR element infiltrates the enemy's base and destroys all of the targets. 1. Surprises the enemy forces. 2. Assaults the support base and accomplishes the assigned tasks. 3. Destroys the specified equipment and supplies. 4. Avoids being decisively engaged. 5. Withdraws all personnel from the objective areas within the time prescribed. 6. Obtains all priority intelligence requirements (PIR) from the raid site. 7. Sustains only light casualties from enemy fire.

**TASK:** Conduct an Aerial Reconnaissance (5-OPFOR-0010)

**CONDITION:** The opposing forces (OPFOR) headquarters (HQ) element requires intelligence on the locations and identification of the enemy elements. Aircraft is dispatched to take photographs and make a visual inspection of the enemy rear area.

**STANDARD:** The OPFOR element gathers photograph intelligence of the enemy. 1. Photographs the assigned sectors. 2. Makes quick visual checks where the ceiling is low. 3. Locates enemy positions in the area, particularly support and storage bases, and command and control (C2) facilities. 4. Sustains no loss of aircraft. 5. Reports priority intelligence requirements (PIR) and other information requirements to the OPFOR HQ.

**TASK:** Defeat Obstacles (5-OPFOR-0009)

**CONDITION:** The opposing forces (OPFOR) element encounters an obstacle that blocks the avenue of approach as it advances upon the enemy forces.

**STANDARD:** The OPFOR element bypasses or breaches the enemy obstacle. 1. Detects the obstacle before halting its main body. 2. Defeats the obstacle. a. Bypasses the obstacle without entering the engagement areas. b. Breaches the obstacle within 45 minutes and passes its entire force through the obstacle. 3. Does not incur degradation to the point that the mission must be discontinued.

**TASK:** Conduct an Attack (5-OPFOR-0008)

**CONDITION:** The enemy is conducting tactical operations. The opposing forces (OPFOR) element receives orders to attack the enemy, the area of occupation, or the main supply route (MSR) with smoke.

**STANDARD:** The OPFOR element disrupts the enemy's movement and smoke operations. 1. Determines the delivery method of the smoke attack. 2. Locates the target. 3. Delivers the smoke attack downwind. 4. Attacks the enemy with smoke, and surge attacks when the enemy responds to the smoke.

**TASK:** Disrupt Construction of Vehicle Fighting Positions (5-OPFOR-0020)

**CONDITION:** The opposing forces (OPFOR) element has located the enemy. The priority intelligence requirements (PIR) and other intelligence obtained by OPFOR patrols indicate the enemy is constructing vehicle fighting positions within its defensive area. The OPFOR element has automatic and antiarmor weapons and light mortars.

**STANDARD:** The OPFOR element attempts to disrupt the enemy's efforts to establish vehicle fighting positions. 1. Locates the defensive area. 2. Surprises the main body. 3. Penetrates the defensive area with squad-size probes. 4. Inflicts casualties on the unit. 5. Destroys vehicles. 6. Disrupts the unit's preparations (prevents or delays beyond the unit's allotted time).

**TASK:** Disrupt an Engineer Reconnaissance (5-OPFOR-0022)

**CONDITION:** The enemy is conducting an engineer reconnaissance. The opposing forces (OPFOR) element is positioned along the enemy's route.

**STANDARD:** The OPFOR element disrupts an engineer reconnaissance. 1. Prevents the unit from meeting its specified time schedule. 2. Forces the unit to deviate from its specified route. 3. Prevents the unit from accomplishing its assigned engineer reconnaissance. 4. Surprises the unit conducting the reconnaissance.

**TASK:** Conduct Terrorist and Saboteur Attacks (5-OPFOR-0005)

**CONDITION:** The opposing forces (OPFOR) element dispatches small teams into the enemy's rear area to disrupt combat service support (CSS) operations.

**STANDARD:** The enemy sustains disrupted command and control (C2), destroyed equipment and supplies, and light casualties. 1. Locates rear support bases and C2 facilities. 2. Delays and disrupts CSS operations through probes. 3. Infiltrates CSS bases to conduct sabotage and terrorist activities. 4. Inflicts light casualties. 5. Destroys supplies and equipment.

**TASK:** Defend a Minefield (5-OPFOR-0023)

**CONDITION:** The enemy is conducting a minefield sweeping operation. The opposing forces (OPFOR) element has a minefield placed in the enemy's path. The minefield is under constant observation and fire.

**STANDARD:** The OPFOR element defends a minefield against an enemy element conducting a minefield sweeping operation. 1. Prevents the unit from detecting the obstacle. 2. Disrupts the minefield sweeping operation. 3. Prevents the unit from conducting the minefield sweeping operation, prevents the unit from moving all personnel through the breach, or delays the completion of the minefield sweeping operation for more than 45 minutes.

**TASK:** Maintain Contact (5-OPFOR-0003)

**CONDITION:** The opposing forces (OPFOR) element is engaged with enemy base-defense forces. The enemy forces are withdrawing under pressure.

**STANDARD:** The OPFOR element maintains enemy contact while the enemy withdraws. 1. Engages the enemy forces decisively. 2. Advances the OPFOR as the enemy forces withdraw. 3. Inflicts heavy casualties. 4. Captures the members of the enemy force. 5. Captures documents and equipment. 6. Safeguards the captured documents, the equipment, and the personnel.

**TASK:** Conduct an Ambush (5-OPFOR-0007)

**CONDITION:** The enemy is moving in a convoy. The opposing forces (OPFOR) element is positioned along the enemy's route.

**STANDARD:** The OPFOR element inflicts casualties on the enemy and causes vehicle and equipment damage. 1. Prepares an ambush site before the element arrives. 2. Surprises march element forces. 3. Inflicts heavy casualties within the designated kill zone. 4. Inflicts heavy damage to the vehicles and the equipment within the designated kill zone. 5. Delays the march element from reaching a specified destination for a specified period of time. 6. Withdraws on order. 7. Sustains no casualties. 8. Reports actions to superiors.

**TASK:** Disrupt a Net Control Station (NCS) (5-OPFOR-0019)

**CONDITION:** The enemy has established a NCS. The opposing forces (OPFOR) element has radio and jamming equipment.

**STANDARD:** The OPFOR element attempts to disrupt an NCS. 1. Attempts to locate the radio frequency that the unit is operating on. 2. Attempts to enter the radio net. 3. Attempts to issue "bogus" orders to a unit on the net. 4. Jams the radio frequency and forces the unit to go to an alternate frequency.

**TASK:** Disrupt Defensive Preparations (5-OPFOR-0018)

**CONDITION:** The opposing forces (OPFOR) element has located the enemy. Priority intelligence requirements (PIR) and other intelligence requirements obtained by OPFOR patrols indicate that the enemy elements are establishing defensive positions. The OPFOR element has automatic and antiarmor weapons and light mortars.

**STANDARD:** The OPFOR element disrupts and delays the enemy's defensive preparations. 1. Locates and penetrates the enemy's security system. 2. Forces the enemy to delay defensive preparations. 3. Disrupts the enemy's obstacle preparations.

**TASK:** Disrupt Enemy Movement and Operations Using Tactical Nuclear Weapons (5-OPFOR-0016)

**CONDITION:** The opposing forces (OPFOR) element has located the enemy. Priority intelligence requirements (PIR) and other intelligence requirements have been obtained by OPFOR patrols. Tactical nuclear weapons are employed against key locations in the rear area.

**STANDARD:** The OPFOR element disrupts enemy movement and operations. 1. Disrupts or delays the movement of the enemy's equipment and supplies to the forward areas. 2. Destroys enemy equipment and supplies. 3. Inflicts a high rate of nuclear casualties among the enemy forces. 4. Denies the enemy the use of specified areas. 5. Contaminates the enemy's equipment and supplies.

**TASK:** Disrupt Quartering Party Operations (5-OPFOR-0017)

**CONDITION:** The enemy is conducting quartering party operations. It has established an assembly area (AA) but has not moved in the main body.

**STANDARD:** The opposing forces (OPFOR) element attempts to disrupt quartering party operations and infiltrate the enemy's AA. 1. Locates the quartering party and the AA. 2. Surprises the main body. 3. Penetrates the AA with squad-size probes. 4. Inflicts personnel casualties and vehicle damage. 5. Disrupts the unit's preparations (prevents or delays beyond the unit's allotted time).

**TASK:** Disrupt Movement (5-OPFOR-0014)

**CONDITION:** The enemy is expected to move through the opposing forces (OPFOR) element's area of operations. The OPFOR element has received an operation order (OPORD) or fragmentary order (FRAGO) to disrupt enemy movement. The enemy has the capability to defend with direct fire and antiarmor weapons.

**STANDARD:** The OPFOR element delays enemy movement. 1. Delays the element. 2. Forces the element to deviate from its route. 3. Prevents the element from reaching its destination. 4. Surprises the element's main body.

**TASK:** Counter Passage of Lines (5-OPFOR-0012)

**CONDITION:** Enemy forces are in defensive positions, but they are expected to attempt passage-of-lines operations. The opposing forces (OPFOR) received orders to disrupt enemy passage-of-lines operations.

**STANDARD:** The OPFOR element delays or prevents enemy passage of lines. 1. Delays the passage. 2. Prevents the company from moving all personnel through the stationary unit. 3. Engages the main body of either the moving or the stationary unit.

**TASK:** Disrupt Assembly Area (AA) Activities (5-OPFOR-0013)

**CONDITION:** Intelligence reports indicate that platoon- and company-size enemy units are operating in the opposing forces (OPFOR) area of operations. Enemy units can defend from AAs with direct fire, antiarmor weapons, and indirect fire. The enemy has close air support (CAS) and nuclear, biological, and chemical (NBC) capabilities.

**STANDARD:** The OPFOR element locates and disrupts the enemy's AA activities. 1. Locates the element's AA. 2. Probes the AA with squad- or team-size elements. 3. Inflicts more than 5 percent casualties on the element. 4. Disrupts the element's preparations (prevents or delays beyond the element's allotted time).

**TASK:** Attack (5-OPFOR-0001)

**CONDITION:** The opposing forces (OPFOR) element has located the enemy. The priority intelligence requirements (PIR) and the other intelligence requirements have been obtained by OPFOR patrols. The OPFOR element has automatic and antiarmor weapons and light mortars.

**STANDARD:** The OPFOR element attempts to seize the terrain, the vehicles, or the equipment. 1. Develops an attack plan. 2. Surprises the enemy unit's main body. 3. Initiates the attack using a scheme of maneuver that exploits the enemy's flanks, gaps, and weaknesses. 4. Uses covered and concealed routes to approach the enemy forces' flanks, gaps, or weakly held areas. 5. Employs indirect fire to support the attack. 6. Penetrates enemy defenses. 7. Destroys the equipment and the supplies. 8. Inflicts heavy casualties. 9. Isolates the combat service support (CSS) base by blocking the reinforcements. 10. Forces the enemy units to displace. 11. Avoids being fixed in one position. 12. Withdraws before the CSS base is reinforced with tactical combat forces.

**TASK:** Conduct Sniper Operations (5-OPFOR-0006)

**CONDITION:** The opposing forces (OPFOR) element has assigned snipers (regular or irregular elements) in the enemy's rear area along the main supply route (MSR) and near support sites.



**STANDARD:** The OPFOR element kills or wounds targets. 1. Sets up a well-concealed location. 2. Engages vehicle drivers or personnel on foot with short bursts of semiautomatic fire. 3. Kills or wounds selected targets. 4. Prevents the position from being discovered by enemy forces. 5. Evacuates the area without being spotted. 6. Reports all specified priority intelligence requirements (PIR) and other intelligence requirements to the OPFOR headquarters (HQ).

**TASK:** Surrender to the Capturing Unit on the Battlefield (5-OPFOR-0024)

**CONDITION:** The enemy has captured opposing forces (OPFOR) element's soldiers, documents, and equipment sensitive to the OPFOR tactical operations.

**STANDARD:** The OPFOR soldiers retain or destroy documents and equipment. The OPFOR element surrenders the documents and the equipment of no tactical use to the enemy and attempts to conceal or destroy items of tactical value. The OPFOR element attempts escape and evasion. 1. Prevents the successful capture of the documents and the equipment. 2. Destroys the documents and the equipment. 3. Removes identifying markings from the equipment. 4. Removes unit-identifying insignia. 5. Provides misleading information. 6. Plans an escape. 7. Delays movement to the nearest collection point. 8. Prevents safeguarding of the enemy prisoners of war (EPWs) in order to cause embarrassment to the United States (US).

**TASK:** Conduct Air Attacks (5-OPFOR-0002)

**CONDITION:** The opposing forces (OPFOR) element in the rear area has forwarded the positions of the enemy support sites or the locations of moving elements. The OPFOR aircraft have been dispatched to attack enemy installations or convoys.

**STANDARD:** The OPFOR element attempts to delay, disrupt, or damage the enemy targets by air. 1. Locates the target (support sites or convoys). 2. Makes attack runs on the designated targets. 3. Inflicts heavy damage to the selected target. 4. Sustains no loss of aircraft. 5. Delays moving the force for more than one hour.

- ELEMENTS:** Company Headquarters  
 Communication Section  
 Treatment Team  
 Ambulance Team  
 Combat Medical Section  
 Equipment Platoon Headquarters  
 Construction Equipment Section  
 Asphalt and Concrete Section  
 Dump Truck Section  
 Maintenance Platoon Headquarters  
 Direct Support Maintenance Section  
 Direct Support Maintenance Supply Section  
 Company Maintenance Section  
 Company

**TASK:** Conduct Passage of Lines (Passing/Stationary) (07-2-1125.05-T01A)  
 (FM 7-10) (FM 7-92)

**ITERATION:** 1 2 3 4 5 M (Circle)

**COMMANDER/LEADER ASSESSMENT:** T P U (Circle)

**CONDITIONS:** The company is required to conduct a passage of lines. Digital units have performed functionality checks, and systems are operational. The enemy can attack by air, indirect fire, and up to company-sized (mounted or dismounted) forces. The unit may be augmented with additional maneuver, combat support (CS), or combat service support (CSS) assets. Civilians, government agencies, nongovernmental organizations, and local and international media may be in the area. Rules of engagement (ROE) and rules of interaction (ROI) have been published. Some iterations of this task should be performed in MOPP4.

**TASK STANDARDS:** The company coordinates with the stationary unit, exchanges all required information, and reports results of the coordination. Digital units send and receive reports using frequency-modulated (FM) or digital means. The passage is conducted at the time specified in the operation order (OPORD). There is no compromise of security and battle handover is completed as specified. If available, the company uses digital equipment as necessary or as directed to accomplish the mission. No friendly unit suffers casualties or damage to equipment as a result of fratricide. The company complies with the ROE and the ROI. The time required to perform this task is increased when conducting it in mission-oriented protection posture (MOPP) 4.

TASK STEPS AND PERFORMANCE MEASURES	GO	NO-GO
<p>NOTE: The digital navigation system equipment allows constant situational awareness (SA) between elements conducting a linkup, passage of lines, or a relief operation (any operation that involves friendly units moving toward each other) to aid navigation and fratricide prevention. For example, a moving squad or vehicle can monitor the location of a stationary unit and linkup site using the position updates and digital graphics displayed on the digital display. The stationary unit can also monitor the moving unit's location as they move along the prescribed route to the linkup point by monitoring position updates on the digital display. As the moving force closes on the linkup site, the stationary force is more aware of their presence and location reducing the possibility of fratricide. The moving unit does the same type monitoring to reduce fratricide potential. Once the moving unit nears the linkup location, the stationary unit should challenge it. This may be done digitally, visually, or with audible sounds using any prearranged signals. For example, the stationary unit can give the moving unit a series of flashes using an infrared source during limited visibility. The moving force responds with a precoordinated number of flashes. The challenge and</p>		

TASK STEPS AND PERFORMANCE MEASURES	GO	NO-GO
<p>password is also used between the two units, digitally or verbally.</p> <ul style="list-style-type: none"> <li>* 1. The commander receives an OPORD from higher headquarters (HQ) and initiates planning and coordination for the operation.</li> <li>* 2. The passing-force commander meets the stationary unit commander and arranges for a specific time and location for coordinating the passage of respective companies (platoon leaders should be included).</li> <li>3. The element conducts command and control (C2) of the operations digitally. <ul style="list-style-type: none"> <li>a. Maintained SA.</li> <li>b. Submitted reports and overlays.</li> <li>c. Directed movement, positioning, and fires.</li> </ul> </li> <li>* 4. The leader, or his representative, coordinates the passage through and reentry of lines with the forward unit leader, or his representative, and gives him the-- <ul style="list-style-type: none"> <li>a. Unit's identification.</li> <li>b. Times of departure and return.</li> <li>c. Unit's area of operations (AO).</li> </ul> </li> <li>* 5. The stationary-unit commander provides the leader, or his representative, with-- <ul style="list-style-type: none"> <li>a. Terrain information.</li> <li>b. Known or suspected enemy positions.</li> <li>c. Likely enemy ambush sites.</li> <li>d. The latest enemy activity.</li> <li>e. Detailed information on friendly positions.</li> <li>f. Obstacle locations.</li> <li>g. The fire support plan.</li> <li>h. Support that the unit can provide; for example, fire support, litter teams, guides, communications, and a reaction force.</li> <li>i. Signal operation instructions (SOI) information, the signal plan, the reentry signal, the running password, and procedures to be used by the unit and guide during departure and reentry.</li> <li>j. Locations of the dismounting point (if needed) and the company's assembly area (AA), routes, and contact and passage points.</li> </ul> </li> <li>* 6. Leaders of the two units must plan for and coordinate the following: <ul style="list-style-type: none"> <li>a. Exchange of enemy intelligence.</li> <li>b. Reconnaissance of the position and routes.</li> <li>c. The passing unit's scheme of maneuver.</li> <li>d. Exchange of communication information.</li> <li>e. Recognition signals for the passage.</li> <li>f. Guides (down to squad level) and traffic control measures.</li> <li>g. Security measures for the passage.</li> <li>h. Fire support responsibilities and fire plans.</li> <li>i. Transfer of responsibility and actions on enemy contact during passage.</li> <li>j. CSS.</li> </ul> </li> <li>* 7. Leaders coordinate specific control measures for the passage, to include-- <ul style="list-style-type: none"> <li>a. Contact points.</li> <li>b. Passage routes and lanes.</li> <li>c. Passage points.</li> <li>d. Release points (RPs).</li> <li>e. AAs (rearward passage).</li> </ul> </li> <li>* 8. Leaders exchange call signs, frequencies, code words, signals, and challenge and passwords to be used at the battle handover line.</li> </ul>		

TASK STEPS AND PERFORMANCE MEASURES	GO	NO-GO
<p>* 9. During the reconnaissance, the commander and leaders physically locate--</p> <ul style="list-style-type: none"> <li>a. Passage routes and lanes.</li> <li>b. Passage points.</li> <li>c. Obstacle locations and safety lanes.</li> <li>d. RPs.</li> <li>e. AAs (for rearward passage).</li> <li>f. Contact points.</li> <li>g. Positions and actions of the stationary force during passage.</li> <li>h. CS and CSS elements, command posts (CPs), observation posts (OPs), and Javelin and mortar positions.</li> </ul> <p>*10. Both leaders ensure that their reconnaissance and other activities do not reveal the operation to the enemy. Stationary unit activities are continued as normal throughout the passage and continued after transfer of responsibility for the zone or sector.</p> <p>*11. The leader, or his representative, checks with other leaders who will be operating in the same or adjacent areas, and they exchange any information that will assist them with their operations.</p> <p>12. The unit arrives and moves into a secure position as designated in the primary coordination meeting by the stationary company commander.</p> <p>*13. The leader issues a contingency plan before moving out to make final coordination.</p> <ul style="list-style-type: none"> <li>a. Briefed elements on what was happening and what was going to happen.</li> <li>b. Briefed elements on the ROE and the ROI.</li> <li>c. Confirmed the chain of command.</li> <li>d. Briefed actions to be taken on contact.</li> <li>e. Briefed actions to be taken in the absence of the leader.</li> <li>f. Provided the time schedule, suspenses, and any limits on actions.</li> </ul> <p>*14. The leader completes the final coordination according to Subtask 5 with the stationary unit leader, or his representative, at the CP.</p> <p>15. The company moves at the designated time to a covered and concealed position near the contact point.</p> <p>16. The elements link up with guides that lead the security element from the contact points through the passage lanes and passage points to the RPs.</p> <p>NOTE: The movement technique used may make the clearing team unnecessary; for example, bounding overwatch.</p> <p>17. The security element clears the area forward of the RPs to the first covered and concealed position.</p> <p>18. After the area is cleared, the company moves forward to the release points.</p> <p>19. Guides identify and account for all vehicles or personnel passing through the passage points, contact points, and RPs.</p> <p>20. The company is counted through the RPs by the executive officer (XO), the first sergeant (1SG), or a platoon sergeant (PSG).</p> <p>21. Passage movement is continuous, and both leaders colocate at a point to observe critical areas, make timely decisions during the passage, and facilitate passage of responsibility for battle handover.</p>		

TASK STEPS AND PERFORMANCE MEASURES	GO	NO-GO
<p>22. A security halt may be executed after the company has moved beyond the friendly unit's final protection fires (FPF).</p> <p>23. The XO, 1SG, or PSG does not move forward from the RP until the leader is sure that he will not have to withdraw through the passage point.</p> <p>24. The companies move rapidly through the passage lanes to an AA or a new overwatch position.</p> <p>25. The company complies with the ROE and the ROI.</p> <p>26. The company or platoon makes a reentry through lines.</p> <p style="padding-left: 20px;">a. The company halted and established security.</p> <p>NOTE: If in contact with the enemy, the company does not halt. The contact party or guides from the stationary unit lead the unit through the passage points or long-range recognition signals are used to keep moving.</p> <p style="padding-left: 20px;">b. The leader contacted the forward unit and informed it that his unit was ready to reenter.</p> <p>NOTE: The leader may remain outside friendly lines until daylight. Before reentry, if communications are not possible, a reconnaissance and security team contacts an OP, using the appropriate recognition signals or communication system. The OP then contacts the friendly unit leader. If no communications can be established and no OPs can be found, the leader directs a small security team to reconnoiter for the coordinated contact point.</p> <p style="padding-left: 20px;">c. When the message was acknowledged, the leader directed a security team to the contact point.</p> <p style="padding-left: 20px;">d. The security team established contact with the guide using far and near recognition signals.</p> <p style="padding-left: 20px;">e. The security team signaled the company forward or went back and led the company to the passage point.</p> <p style="padding-left: 20px;">f. The 1SG or XO and PSG counted and identified each platoon as it passed through the passage point.</p> <p style="padding-left: 20px;">g. The guides led the unit, without halting, to an AA behind the friendly unit.</p> <p style="padding-left: 20px;">h. The leader reported to the CP of the forward unit and gave the commander tactical information in the commander's area of responsibility.</p> <p style="padding-left: 20px;">i. The leader linked up with the platoon in the AA and then led the company back to a secure area for debriefing.</p> <p>27. The company or platoon conducts stationary unit activities.</p> <p style="padding-left: 20px;">a. Established and manned contact points.</p> <p style="padding-left: 20px;">b. Coordinated with the passing unit and exchanged information listed in Subtasks 3-7.</p> <p style="padding-left: 20px;">c. Selected guides to link up with the passing unit at the coordinated time.</p> <p style="padding-left: 20px;">d. Provided CS and CSS to the unit, if required.</p> <p>NOTE: Support may include evacuation of casualties, fire support, and resupply of fuel and ammunition.</p>		

TASK PERFORMANCE / EVALUATION SUMMARY BLOCK							
ITERATION	1	2	3	4	5	M	TOTAL
TOTAL TASK STEPS EVALUATED							
TOTAL TASK STEPS "GO"							
TRAINING STATUS "GO"/"NO-GO"							

"\*\*" indicates a leader task step.

**SUPPORTING INDIVIDUAL TASKS: NONE**

**SUPPORTING COLLECTIVE TASKS: NONE**

**OPFOR TASKS AND STANDARDS**

**TASK:** Surrender to the Capturing Unit on the Battlefield (5-OPFOR-0024)

**CONDITION:** The enemy has captured opposing forces (OPFOR) element's soldiers, documents, and equipment sensitive to the OPFOR tactical operations.

**STANDARD:** The OPFOR soldiers retain or destroy documents and equipment. The OPFOR element surrenders the documents and the equipment of no tactical use to the enemy and attempts to conceal or destroy items of tactical value. The OPFOR element attempts escape and evasion. 1. Prevents the successful capture of the documents and the equipment. 2. Destroys the documents and the equipment. 3. Removes identifying markings from the equipment. 4. Removes unit-identifying insignia. 5. Provides misleading information. 6. Plans an escape. 7. Delays movement to the nearest collection point. 8. Prevents safeguarding of the enemy prisoners of war (EPWs) in order to cause embarrassment to the United States (US).

**TASK:** Disrupt a Route Reconnaissance (5-OPFOR-0021)

**CONDITION:** The enemy is conducting a route reconnaissance. The opposing forces (OPFOR) element is positioned along the enemy's route.

**STANDARD:** The OPFOR element attempts to disrupt a squad/section conducting a route reconnaissance. 1. Prevents the unit from meeting its specified time schedule. 2. Forces the unit to deviate from its specified route. 3. Prevents the unit from reaching its assigned destination. 4. Surprises the squad/section. 5. Inflicts casualties on the unit.

**TASK:** Conduct a Raid (5-OPFOR-0004)

**CONDITION:** The opposing forces (OPFOR) element has occupied an objective rally point and has orders to conduct a raid on a combat service support (CSS) base.

**STANDARD:** The OPFOR element infiltrates the enemy's base and destroys all of the targets. 1. Surprises the enemy forces. 2. Assaults the support base and accomplishes the assigned tasks. 3. Destroys the specified equipment and supplies. 4. Avoids being decisively engaged. 5. Withdraws all personnel from the objective areas within the time prescribed. 6. Obtains all priority intelligence requirements (PIR) from the raid site. 7. Sustains only light casualties from enemy fire.

**TASK:** Conduct an Aerial Reconnaissance (5-OPFOR-0010)

**CONDITION:** The opposing forces (OPFOR) headquarters (HQ) element requires intelligence on the locations and identification of the enemy elements. Aircraft is dispatched to take photographs and make a visual inspection of the enemy rear area.

**STANDARD:** The OPFOR element gathers photograph intelligence of the enemy. 1. Photographs the assigned sectors. 2. Makes quick visual checks where the ceiling is low. 3. Locates enemy positions in the area, particularly support and storage bases, and command and control (C2) facilities. 4. Sustains no loss of aircraft. 5. Reports priority intelligence requirements (PIR) and other information requirements to the OPFOR HQ.

**TASK:** Defeat Obstacles (5-OPFOR-0009)

**CONDITION:** The opposing forces (OPFOR) element encounters an obstacle that blocks the avenue of approach as it advances upon the enemy forces.

**STANDARD:** The OPFOR element bypasses or breaches the enemy obstacle. 1. Detects the obstacle before halting its main body. 2. Defeats the obstacle. a. Bypasses the obstacle without entering the engagement areas. b. Breaches the obstacle within 45 minutes and passes its entire force through the obstacle. 3. Does not incur degradation to the point that the mission must be discontinued.

**TASK:** Conduct an Attack (5-OPFOR-0008)

**CONDITION:** The enemy is conducting tactical operations. The opposing forces (OPFOR) element receives orders to attack the enemy, the area of occupation, or the main supply route (MSR) with smoke.

**STANDARD:** The OPFOR element disrupts the enemy's movement and smoke operations. 1. Determines the delivery method of the smoke attack. 2. Locates the target. 3. Delivers the smoke attack downwind. 4. Attacks the enemy with smoke, and surge attacks when the enemy responds to the smoke.

**TASK:** Disrupt Construction of Vehicle Fighting Positions (5-OPFOR-0020)

**CONDITION:** The opposing forces (OPFOR) element has located the enemy. The priority intelligence requirements (PIR) and other intelligence obtained by OPFOR patrols indicate the enemy is constructing vehicle fighting positions within its defensive area. The OPFOR element has automatic and antiarmor weapons and light mortars.

**STANDARD:** The OPFOR element attempts to disrupt the enemy's efforts to establish vehicle fighting positions. 1. Locates the defensive area. 2. Surprises the main body. 3. Penetrates the defensive area with squad-size probes. 4. Inflicts casualties on the unit. 5. Destroys vehicles. 6. Disrupts the unit's preparations (prevents or delays beyond the unit's allotted time).

**TASK:** Disrupt an Engineer Reconnaissance (5-OPFOR-0022)

**CONDITION:** The enemy is conducting an engineer reconnaissance. The opposing forces (OPFOR) element is positioned along the enemy's route.

**STANDARD:** The OPFOR element disrupts an engineer reconnaissance. 1. Prevents the unit from meeting its specified time schedule. 2. Forces the unit to deviate from its specified route. 3. Prevents the unit from accomplishing its assigned engineer reconnaissance. 4. Surprises the unit conducting the reconnaissance.

**TASK:** Conduct Terrorist and Saboteur Attacks (5-OPFOR-0005)

**CONDITION:** The opposing forces (OPFOR) element dispatches small teams into the enemy's rear area to disrupt combat service support (CSS) operations.

**STANDARD:** The enemy sustains disrupted command and control (C2), destroyed equipment and supplies, and light casualties. 1. Locates rear support bases and C2 facilities. 2. Delays and disrupts CSS operations through probes. 3. Infiltrates CSS bases to conduct sabotage and terrorist activities. 4. Inflicts light casualties. 5. Destroys supplies and equipment.

**TASK:** Defend a Minefield (5-OPFOR-0023)

**CONDITION:** The enemy is conducting a minefield sweeping operation. The opposing forces (OPFOR) element has a minefield placed in the enemy's path. The minefield is under constant observation and fire.

**STANDARD:** The OPFOR element defends a minefield against an enemy element conducting a minefield sweeping operation. 1. Prevents the unit from detecting the obstacle. 2. Disrupts the minefield sweeping operation. 3. Prevents the unit from conducting the minefield sweeping operation, prevents the unit from moving all personnel through the breach, or delays the completion of the minefield sweeping operation for more than 45 minutes.

**TASK:** Maintain Contact (5-OPFOR-0003)

**CONDITION:** The opposing forces (OPFOR) element is engaged with enemy base-defense forces. The enemy forces are withdrawing under pressure.

**STANDARD:** The OPFOR element maintains enemy contact while the enemy withdraws. 1. Engages the enemy forces decisively. 2. Advances the OPFOR as the enemy forces withdraw. 3. Inflicts heavy casualties. 4. Captures the members of the enemy force. 5. Captures documents and equipment. 6. Safeguards the captured documents, the equipment, and the personnel.

**TASK:** Conduct an Ambush (5-OPFOR-0007)

**CONDITION:** The enemy is moving in a convoy. The opposing forces (OPFOR) element is positioned along the enemy's route.

**STANDARD:** The OPFOR element inflicts casualties on the enemy and causes vehicle and equipment damage. 1. Prepares an ambush site before the element arrives. 2. Surprises march element forces. 3. Inflicts heavy casualties within the designated kill zone. 4. Inflicts heavy damage to the vehicles and the equipment within the designated kill zone. 5. Delays the march element from reaching a specified destination for a specified period of time. 6. Withdraws on order. 7. Sustains no casualties. 8. Reports actions to superiors.

**TASK:** Disrupt a Net Control Station (NCS) (5-OPFOR-0019)

**CONDITION:** The enemy has established a NCS. The opposing forces (OPFOR) element has radio and jamming equipment.

**STANDARD:** The OPFOR element attempts to disrupt an NCS. 1. Attempts to locate the radio frequency that the unit is operating on. 2. Attempts to enter the radio net. 3. Attempts to issue "bogus" orders to a unit on the net. 4. Jams the radio frequency and forces the unit to go to an alternate frequency.

**TASK:** Disrupt Defensive Preparations (5-OPFOR-0018)



**CONDITION:** The opposing forces (OPFOR) element has located the enemy. Priority intelligence requirements (PIR) and other intelligence requirements obtained by OPFOR patrols indicate that the enemy elements are establishing defensive positions. The OPFOR element has automatic and antiarmor weapons and light mortars.

**STANDARD:** The OPFOR element disrupts and delays the enemy's defensive preparations. 1. Locates and penetrates the enemy's security system. 2. Forces the enemy to delay defensive preparations. 3. Disrupts the enemy's obstacle preparations.

**TASK:** Disrupt Enemy Movement and Operations Using Tactical Nuclear Weapons (5-OPFOR-0016)

**CONDITION:** The opposing forces (OPFOR) element has located the enemy. Priority intelligence requirements (PIR) and other intelligence requirements have been obtained by OPFOR patrols. Tactical nuclear weapons are employed against key locations in the rear area.

**STANDARD:** The OPFOR element disrupts enemy movement and operations. 1. Disrupts or delays the movement of the enemy's equipment and supplies to the forward areas. 2. Destroys enemy equipment and supplies. 3. Inflicts a high rate of nuclear casualties among the enemy forces. 4. Denies the enemy the use of specified areas. 5. Contaminates the enemy's equipment and supplies.

**TASK:** Disrupt Quartering Party Operations (5-OPFOR-0017)

**CONDITION:** The enemy is conducting quartering party operations. It has established an assembly area (AA) but has not moved in the main body.

**STANDARD:** The opposing forces (OPFOR) element attempts to disrupt quartering party operations and infiltrate the enemy's AA. 1. Locates the quartering party and the AA. 2. Surprises the main body. 3. Penetrates the AA with squad-size probes. 4. Inflicts personnel casualties and vehicle damage. 5. Disrupts the unit's preparations (prevents or delays beyond the unit's allotted time).

**TASK:** Disrupt Enemy Movement and Operations Using Persistent and Nonpersistent Chemical Weapons (5-OPFOR-0015)

**CONDITION:** The opposing forces (OPFOR) element has located the enemy. Priority intelligence requirements (PIR) and other intelligence requirements have been obtained by OPFOR patrols. The OPFOR units deliver chemical agents, by means of conventional artillery weapons or aircraft, along selected supply routes and key bases in the rear area.

**STANDARD:** The OPFOR element disrupts enemy movement and operations using persistent and nonpersistent chemical weapons. 1. Delivers chemical agents in low and densely wooded areas. 2. Delays the movement of enemy supplies and equipment to the forward areas. 3. Restricts the movement of the enemy units in the rear area. 4. Channels the movement of enemy units into predesignated ambush areas. 5. Contaminates enemy supplies and equipment. 6. Inflicts a high rate of casualties on enemy forces.

**TASK:** Disrupt Movement (5-OPFOR-0014)

**CONDITION:** The enemy is expected to move through the opposing forces (OPFOR) element's area of operations. The OPFOR element has received an operation order (OPORD) or fragmentary order (FRAGO) to disrupt enemy movement. The enemy has the capability to defend with direct fire and antiarmor weapons.

**STANDARD:** The OPFOR element delays enemy movement. 1. Delays the element. 2. Forces the element to deviate from its route. 3. Prevents the element from reaching its destination. 4. Surprises the element's main body.

**TASK:** Counter Passage of Lines (5-OPFOR-0012)

**CONDITION:** Enemy forces are in defensive positions, but they are expected to attempt passage-of-lines operations. The opposing forces (OPFOR) received orders to disrupt enemy passage-of-lines operations.

**STANDARD:** The OPFOR element delays or prevents enemy passage of lines. 1. Delays the passage. 2. Prevents the company from moving all personnel through the stationary unit. 3. Engages the main body of either the moving or the stationary unit.

**TASK:** Disrupt Assembly Area (AA) Activities (5-OPFOR-0013)

**CONDITION:** Intelligence reports indicate that platoon- and company-size enemy units are operating in the opposing forces (OPFOR) area of operations. Enemy units can defend from AAs with direct fire, antiarmor weapons, and indirect fire. The enemy has close air support (CAS) and nuclear, biological, and chemical (NBC) capabilities.

**STANDARD:** The OPFOR element locates and disrupts the enemy's AA activities. 1. Locates the element's AA. 2. Probes the AA with squad- or team-size elements. 3. Inflicts more than 5 percent casualties on the element. 4. Disrupts the element's preparations (prevents or delays beyond the element's allotted time).

**TASK:** Attack (5-OPFOR-0001)

**CONDITION:** The opposing forces (OPFOR) element has located the enemy. The priority intelligence requirements (PIR) and the other intelligence requirements have been obtained by OPFOR patrols. The OPFOR element has automatic and antiarmor weapons and light mortars.

**STANDARD:** The OPFOR element attempts to seize the terrain, the vehicles, or the equipment. 1. Develops an attack plan. 2. Surprises the enemy unit's main body. 3. Initiates the attack using a scheme of maneuver that exploits the enemy's flanks, gaps, and weaknesses. 4. Uses covered and concealed routes to approach the enemy forces' flanks, gaps, or weakly held areas. 5. Employs indirect fire to support the attack. 6. Penetrates enemy defenses. 7. Destroys the equipment and the supplies. 8. Inflicts heavy casualties. 9. Isolates the combat service support (CSS) base by blocking the reinforcements. 10. Forces the enemy units to displace. 11. Avoids being fixed in one position. 12. Withdraws before the CSS base is reinforced with tactical combat forces.

**TASK:** Conduct Sniper Operations (5-OPFOR-0006)

**CONDITION:** The opposing forces (OPFOR) element has assigned snipers (regular or irregular elements) in the enemy's rear area along the main supply route (MSR) and near support sites.

**STANDARD:** The OPFOR element kills or wounds targets. 1. Sets up a well-concealed location. 2. Engages vehicle drivers or personnel on foot with short bursts of semiautomatic fire. 3. Kills or wounds selected targets. 4. Prevents the position from being discovered by enemy forces. 5. Evacuates the area without being spotted. 6. Reports all specified priority intelligence requirements (PIR) and other intelligence requirements to the OPFOR headquarters (HQ).

**TASK:** Conduct Air Attacks (5-OPFOR-0002)

**CONDITION:** The opposing forces (OPFOR) element in the rear area has forwarded the positions of the enemy support sites or the locations of moving elements. The OPFOR aircraft have been dispatched to attack enemy installations or convoys.

**STANDARD:** The OPFOR element attempts to delay, disrupt, or damage the enemy targets by air. 1. Locates the target (support sites or convoys). 2. Makes attack runs on the designated targets. 3. Inflicts heavy damage to the selected target. 4. Sustains no loss of aircraft. 5. Delays moving the force for more than one hour.

**ELEMENTS:** Company Headquarters  
 Equipment Platoon Headquarters  
 Maintenance Platoon Headquarters  
 Company Maintenance Section  
 Company

**TASK:** Occupy an Assembly Area (AA) (07-2-1136.05-T02A)  
 (FM 7-10) (FM 24-19) (FM 24-35)  
 (FM 24-35-1) (FM 7-7) (FM 7-8)  
 (TC 24-20)

**ITERATION:** 1 2 3 4 5 M (Circle)

**COMMANDER/LEADER ASSESSMENT:** T P U (Circle)

**CONDITIONS:** The element has been given the order to move and occupy an AA in preparation for combat operations. Digital units have performed functionality checks, and systems are operational. The enemy has the capability to attack with indirect fire, combined-arms support, and platoon-size elements. Some iterations of this task should be performed in MOPP4.

**TASK STANDARDS:** The quartering party completes AA preparations and guides the element's main body into its respective positions no later than the time specified in the operation order (OPORD). Digital units send and receive reports using frequency-modulated (FM) or digital means. Movement into the AA is uninterrupted; elements are not held up outside the AA. The enemy does not surprise the element's main body. The time required to perform this task is increased when conducting it in mission-oriented protection posture (MOPP) 4.

TASK STEPS AND PERFORMANCE MEASURES	GO	NO-GO
<ul style="list-style-type: none"> <li>* 1. The element leader organizes a quartering party.                             <ul style="list-style-type: none"> <li>a. Selected personnel.</li> <li>b. Determined the requirement for a combat vehicle and crew, based on transportation and security requirements.</li> <li>c. Determined the essential equipment needed.</li> </ul> </li> <li>* 2. The element leader briefs the quartering party.                             <ul style="list-style-type: none"> <li>a. Identified the location of the AA.</li> <li>b. Gave specific instructions upon arrival at the AA.</li> <li>c. Relayed the time of the main body's arrival at the AA.</li> <li>d. Identified the order of march.</li> <li>e. Relayed the nuclear, biological, and chemical (NBC) conditions.</li> <li>f. Issued a contingency plan in case of enemy contact.</li> <li>g. Established the MOPP level.</li> </ul> </li> <li>3. The quartering party moves along the march route.                             <ul style="list-style-type: none"> <li>a. Maintained security.</li> <li>b. Reconnoitered the march route from the start point (SP) to the release point (RP) using the digital situational awareness (SA) overlay on the Digital Reconnaissance System (DRS).</li> <li>c. Monitored for NBC contamination.</li> <li>d. Marked obstacles and bypass routes.</li> <li>e. Reported critical information to the quartering-party leader.</li> </ul> </li> <li>4. The quartering party moves into the element's AA and prepares the area for the element's arrival.                             <ul style="list-style-type: none"> <li>a. Selected and marked the routes from the RP to the new location.</li> </ul> </li> </ul>		

TASK STEPS AND PERFORMANCE MEASURES	GO	NO-GO
<ul style="list-style-type: none"> <li>b. Selected and posted guides in time to meet the main body.</li> <li>c. Marked entrances, exits, and internal routes.</li> <li>d. Marked vehicle positions where maximum cover, concealment, and dispersion provided 360-degree security.</li> <li>e. Marked or removed mines and obstacles.</li> <li>f. Organized and posted local security.</li> </ul> <p>5. The element occupies the AA.</p> <ul style="list-style-type: none"> <li>a. Moved the covered and concealed quartering-party guides to selected or designated areas without halting.</li> <li>b. Established and maintained local security from air and ground forces.</li> </ul> <p>6. The element establishes the AA's perimeter.</p> <ul style="list-style-type: none"> <li>a. Established the priority of work, which may vary by the unit's standing operating procedure (SOP) and the mission, enemy, terrain, troops, time available, and civilian considerations (METT-TC).</li> <li>b. Positioned vehicles and crew-served weapons to cover the sectors of fire.</li> <li>c. Established observation posts (OPs) on the critical avenues of approach.</li> <li>d. Established digital and frequency modulated (FM) communications between all positions. Used wire communications, if the time and situation permitted.</li> <li>e. Prepared range cards.</li> <li>f. Constructed individual and crew-served fighting positions.</li> <li>g. Cleared the fields of fire.</li> <li>h. Camouflaged positions.</li> <li>i. Emplaced chemical-agent alarms and early-warning devices.</li> </ul> <p>7. The element performs internal AA operations.</p> <ul style="list-style-type: none"> <li>a. Conducted preventive-maintenance checks and services (PMCS) on vehicles and equipment.</li> <li>b. Distributed ammunition, rations, water, supplies, and special equipment.</li> <li>c. Established the personal-hygiene and field sanitation sites.</li> <li>d. Maintained noise, light, and camouflage discipline.</li> <li>e. Instituted a rest plan for element members and leaders.</li> <li>f. Inspected the AA.</li> </ul> <p>* 8. The element leader coordinates with the elements on the left and the right as a minimum.</p> <ul style="list-style-type: none"> <li>a. Established responsibility for overlapping enemy avenues of approach between adjacent elements.</li> <li>b. Exchanged information on the OP locations and the elements' signals.</li> <li>c. Coordinated local counterattacks.</li> <li>d. Developed a defensive plan and forwarded it to higher headquarters (HQ).</li> </ul> <p>* 9. Leaders develop contingency plans.</p> <ul style="list-style-type: none"> <li>a. Developed an evacuation plan.</li> <li>b. Developed a plan of action on enemy contact.</li> </ul> <p>10. The unit conducts rehearsals.</p> <ul style="list-style-type: none"> <li>a. Rehearsed the evacuation plan.</li> <li>b. Rehearsed the plan of action on enemy contact.</li> </ul>		

TASK PERFORMANCE / EVALUATION SUMMARY BLOCK							
ITERATION	1	2	3	4	5	M	TOTAL
TOTAL TASK STEPS EVALUATED							
TOTAL TASK STEPS "GO"							
TRAINING STATUS "GO"/"NO-GO"							

"\*" indicates a leader task step.

**SUPPORTING INDIVIDUAL TASKS**

Task Number	Task Title	References
031-503-3008	Implement Mission-Oriented Protective Posture	STP 21-24-SMCT
071-326-0503	Move Over, Through, or Around Obstacles (Except Minefields)	STP 21-1-SMCT
071-326-0513	Select Temporary Fighting Positions	STP 21-1-SMCT
071-326-0515	Select a Movement Route Using a Map	STP 21-24-SMCT
071-326-5703	Construct Individual Fighting Positions	STP 21-1-SMCT
071-326-5704	Supervise Construction of a Fighting Position	STP 21-24-SMCT
071-326-5705	Establish an Observation Post	STP 21-24-SMCT
071-326-5775	Coordinate with an Adjacent Platoon	STP 21-24-SMCT
071-329-1006	Navigate From One Point on the Ground to Another Point While Dismounted	STP 21-24-SMCT
071-331-0815	Practice Noise, Light, and Litter Discipline	STP 21-1-SMCT
071-331-0852	Clear a Field of Fire	STP 21-1-SMCT

**SUPPORTING COLLECTIVE TASKS: NONE**

**OPFOR TASKS AND STANDARDS**

**TASK:** Surrender to the Capturing Unit on the Battlefield (5-OPFOR-0024)

**CONDITION:** The enemy has captured opposing forces (OPFOR) element's soldiers, documents, and equipment sensitive to the OPFOR tactical operations.

**STANDARD:** The OPFOR soldiers retain or destroy documents and equipment. The OPFOR element surrenders the documents and the equipment of no tactical use to the enemy and attempts to conceal or destroy items of tactical value. The OPFOR element attempts escape and evasion. 1. Prevents the successful capture of the documents and the equipment. 2. Destroys the documents and the equipment. 3. Removes identifying markings from the equipment. 4. Removes unit-identifying insignia. 5. Provides misleading information. 6. Plans an escape. 7. Delays movement to the nearest collection point. 8. Prevents safeguarding of the enemy prisoners of war (EPWs) in order to cause embarrassment to the United States (US).

**TASK:** Disrupt a Route Reconnaissance (5-OPFOR-0021)

**CONDITION:** The enemy is conducting a route reconnaissance. The opposing forces (OPFOR) element is positioned along the enemy's route.

**STANDARD:** The OPFOR element attempts to disrupt a squad/section conducting a route reconnaissance. 1. Prevents the unit from meeting its specified time schedule. 2. Forces the unit to deviate from its specified route. 3. Prevents the unit from reaching its assigned destination. 4. Surprises the squad/section. 5. Inflicts casualties on the unit.

**TASK:** Conduct a Raid (5-OPFOR-0004)

**CONDITION:** The opposing forces (OPFOR) element has occupied an objective rally point and has orders to conduct a raid on a combat service support (CSS) base.

**STANDARD:** The OPFOR element infiltrates the enemy's base and destroys all of the targets. 1. Surprises the enemy forces. 2. Assaults the support base and accomplishes the assigned tasks. 3. Destroys the specified equipment and supplies. 4. Avoids being decisively engaged. 5. Withdraws all personnel from the objective areas within the time prescribed. 6. Obtains all priority intelligence requirements (PIR) from the raid site. 7. Sustains only light casualties from enemy fire.

**TASK:** Conduct an Aerial Reconnaissance (5-OPFOR-0010)

**CONDITION:** The opposing forces (OPFOR) headquarters (HQ) element requires intelligence on the locations and identification of the enemy elements. Aircraft is dispatched to take photographs and make a visual inspection of the enemy rear area.

**STANDARD:** The OPFOR element gathers photograph intelligence of the enemy. 1. Photographs the assigned sectors. 2. Makes quick visual checks where the ceiling is low. 3. Locates enemy positions in the area, particularly support and storage bases, and command and control (C2) facilities. 4. Sustains no loss of aircraft. 5. Reports priority intelligence requirements (PIR) and other information requirements to the OPFOR HQ.

**TASK:** Defeat Obstacles (5-OPFOR-0009)

**CONDITION:** The opposing forces (OPFOR) element encounters an obstacle that blocks the avenue of approach as it advances upon the enemy forces.

**STANDARD:** The OPFOR element bypasses or breaches the enemy obstacle. 1. Detects the obstacle before halting its main body. 2. Defeats the obstacle. a. Bypasses the obstacle without entering the engagement areas. b. Breaches the obstacle within 45 minutes and passes its entire force through the obstacle. 3. Does not incur degradation to the point that the mission must be discontinued.

**TASK:** Conduct an Attack (5-OPFOR-0008)

**CONDITION:** The enemy is conducting tactical operations. The opposing forces (OPFOR) element receives orders to attack the enemy, the area of occupation, or the main supply route (MSR) with smoke.

**STANDARD:** The OPFOR element disrupts the enemy's movement and smoke operations. 1. Determines the delivery method of the smoke attack. 2. Locates the target. 3. Delivers the smoke attack downwind. 4. Attacks the enemy with smoke, and surge attacks when the enemy responds to the smoke.

**TASK:** Disrupt Construction of Vehicle Fighting Positions (5-OPFOR-0020)

**CONDITION:** The opposing forces (OPFOR) element has located the enemy. The priority intelligence requirements (PIR) and other intelligence obtained by OPFOR patrols indicate the enemy is constructing vehicle fighting positions within its defensive area. The OPFOR element has automatic and antiarmor weapons and light mortars.

**STANDARD:** The OPFOR element attempts to disrupt the enemy's efforts to establish vehicle fighting positions. 1. Locates the defensive area. 2. Surprises the main body. 3. Penetrates the defensive area with squad-size probes. 4. Inflicts casualties on the unit. 5. Destroys vehicles. 6. Disrupts the unit's preparations (prevents or delays beyond the unit's allotted time).

**TASK:** Disrupt an Engineer Reconnaissance (5-OPFOR-0022)

**CONDITION:** The enemy is conducting an engineer reconnaissance. The opposing forces (OPFOR) element is positioned along the enemy's route.

**STANDARD:** The OPFOR element disrupts an engineer reconnaissance. 1. Prevents the unit from meeting its specified time schedule. 2. Forces the unit to deviate from its specified route. 3. Prevents the unit from accomplishing its assigned engineer reconnaissance. 4. Surprises the unit conducting the reconnaissance.

**TASK:** Conduct Terrorist and Saboteur Attacks (5-OPFOR-0005)

**CONDITION:** The opposing forces (OPFOR) element dispatches small teams into the enemy's rear area to disrupt combat service support (CSS) operations.

**STANDARD:** The enemy sustains disrupted command and control (C2), destroyed equipment and supplies, and light casualties. 1. Locates rear support bases and C2 facilities. 2. Delays and disrupts CSS operations through probes. 3. Infiltrates CSS bases to conduct sabotage and terrorist activities. 4. Inflicts light casualties. 5. Destroys supplies and equipment.

**TASK:** Defend a Minefield (5-OPFOR-0023)

**CONDITION:** The enemy is conducting a minefield sweeping operation. The opposing forces (OPFOR) element has a minefield placed in the enemy's path. The minefield is under constant observation and fire.

**STANDARD:** The OPFOR element defends a minefield against an enemy element conducting a minefield sweeping operation. 1. Prevents the unit from detecting the obstacle. 2. Disrupts the minefield sweeping operation. 3. Prevents the unit from conducting the minefield sweeping operation, prevents the unit from moving all personnel through the breach, or delays the completion of the minefield sweeping operation for more than 45 minutes.

**TASK:** Maintain Contact (5-OPFOR-0003)

**CONDITION:** The opposing forces (OPFOR) element is engaged with enemy base-defense forces. The enemy forces are withdrawing under pressure.

**STANDARD:** The OPFOR element maintains enemy contact while the enemy withdraws. 1. Engages the enemy forces decisively. 2. Advances the OPFOR as the enemy forces withdraw. 3. Inflicts heavy casualties. 4. Captures the members of the enemy force. 5. Captures documents and equipment. 6. Safeguards the captured documents, the equipment, and the personnel.

**TASK:** Conduct an Ambush (5-OPFOR-0007)

**CONDITION:** The enemy is moving in a convoy. The opposing forces (OPFOR) element is positioned along the enemy's route.



**STANDARD:** The OPFOR element inflicts casualties on the enemy and causes vehicle and equipment damage. 1. Prepares an ambush site before the element arrives. 2. Surprises march element forces. 3. Inflicts heavy casualties within the designated kill zone. 4. Inflicts heavy damage to the vehicles and the equipment within the designated kill zone. 5. Delays the march element from reaching a specified destination for a specified period of time. 6. Withdraws on order. 7. Sustains no casualties. 8. Reports actions to superiors.

**TASK:** Disrupt a Net Control Station (NCS) (5-OPFOR-0019)

**CONDITION:** The enemy has established a NCS. The opposing forces (OPFOR) element has radio and jamming equipment.

**STANDARD:** The OPFOR element attempts to disrupt an NCS. 1. Attempts to locate the radio frequency that the unit is operating on. 2. Attempts to enter the radio net. 3. Attempts to issue "bogus" orders to a unit on the net. 4. Jams the radio frequency and forces the unit to go to an alternate frequency.

**TASK:** Disrupt Defensive Preparations (5-OPFOR-0018)

**CONDITION:** The opposing forces (OPFOR) element has located the enemy. Priority intelligence requirements (PIR) and other intelligence requirements obtained by OPFOR patrols indicate that the enemy elements are establishing defensive positions. The OPFOR element has automatic and antiarmor weapons and light mortars.

**STANDARD:** The OPFOR element disrupts and delays the enemy's defensive preparations. 1. Locates and penetrates the enemy's security system. 2. Forces the enemy to delay defensive preparations. 3. Disrupts the enemy's obstacle preparations.

**TASK:** Disrupt Enemy Movement and Operations Using Tactical Nuclear Weapons (5-OPFOR-0016)

**CONDITION:** The opposing forces (OPFOR) element has located the enemy. Priority intelligence requirements (PIR) and other intelligence requirements have been obtained by OPFOR patrols. Tactical nuclear weapons are employed against key locations in the rear area.

**STANDARD:** The OPFOR element disrupts enemy movement and operations. 1. Disrupts or delays the movement of the enemy's equipment and supplies to the forward areas. 2. Destroys enemy equipment and supplies. 3. Inflicts a high rate of nuclear casualties among the enemy forces. 4. Denies the enemy the use of specified areas. 5. Contaminates the enemy's equipment and supplies.

**TASK:** Disrupt Quartering Party Operations (5-OPFOR-0017)

**CONDITION:** The enemy is conducting quartering party operations. It has established an assembly area (AA) but has not moved in the main body.

**STANDARD:** The opposing forces (OPFOR) element attempts to disrupt quartering party operations and infiltrate the enemy's AA. 1. Locates the quartering party and the AA. 2. Surprises the main body. 3. Penetrates the AA with squad-size probes. 4. Inflicts personnel casualties and vehicle damage. 5. Disrupts the unit's preparations (prevents or delays beyond the unit's allotted time).

**TASK:** Disrupt Enemy Movement and Operations Using Persistent and Nonpersistent Chemical Weapons (5-OPFOR-0015)

**CONDITION:** The opposing forces (OPFOR) element has located the enemy. Priority intelligence requirements (PIR) and other intelligence requirements have been obtained by OPFOR patrols. The OPFOR units deliver chemical agents, by means of conventional artillery weapons or aircraft, along selected supply routes and key bases in the rear area.

**STANDARD:** The OPFOR element disrupts enemy movement and operations using persistent and nonpersistent chemical weapons. 1. Delivers chemical agents in low and densely wooded areas. 2. Delays the movement of enemy supplies and equipment to the forward areas. 3. Restricts the movement of the enemy units in the rear area. 4. Channels the movement of enemy units into predesignated ambush areas. 5. Contaminates enemy supplies and equipment. 6. Inflicts a high rate of casualties on enemy forces.

**TASK:** Disrupt Movement (5-OPFOR-0014)

**CONDITION:** The enemy is expected to move through the opposing forces (OPFOR) element's area of operations. The OPFOR element has received an operation order (OPORD) or fragmentary order (FRAGO) to disrupt enemy movement. The enemy has the capability to defend with direct fire and antiarmor weapons.

**STANDARD:** The OPFOR element delays enemy movement. 1. Delays the element. 2. Forces the element to deviate from its route. 3. Prevents the element from reaching its destination. 4. Surprises the element's main body.

**TASK:** Counter Passage of Lines (5-OPFOR-0012)

**CONDITION:** Enemy forces are in defensive positions, but they are expected to attempt passage-of-lines operations. The opposing forces (OPFOR) received orders to disrupt enemy passage-of-lines operations.

**STANDARD:** The OPFOR element delays or prevents enemy passage of lines. 1. Delays the passage. 2. Prevents the company from moving all personnel through the stationary unit. 3. Engages the main body of either the moving or the stationary unit.

**TASK:** Disrupt Assembly Area (AA) Activities (5-OPFOR-0013)

**CONDITION:** Intelligence reports indicate that platoon- and company-size enemy units are operating in the opposing forces (OPFOR) area of operations. Enemy units can defend from AAs with direct fire, antiarmor weapons, and indirect fire. The enemy has close air support (CAS) and nuclear, biological, and chemical (NBC) capabilities.

**STANDARD:** The OPFOR element locates and disrupts the enemy's AA activities. 1. Locates the element's AA. 2. Probes the AA with squad- or team-size elements. 3. Inflicts more than 5 percent casualties on the element. 4. Disrupts the element's preparations (prevents or delays beyond the element's allotted time).

**TASK:** Attack (5-OPFOR-0001)

**CONDITION:** The opposing forces (OPFOR) element has located the enemy. The priority intelligence requirements (PIR) and the other intelligence requirements have been obtained by OPFOR patrols. The OPFOR element has automatic and antiarmor weapons and light mortars.

**STANDARD:** The OPFOR element attempts to seize the terrain, the vehicles, or the equipment. 1. Develops an attack plan. 2. Surprises the enemy unit's main body. 3. Initiates the attack using a scheme of maneuver that exploits the enemy's flanks, gaps, and weaknesses. 4. Uses covered and concealed routes to approach the enemy forces' flanks, gaps, or weakly held areas. 5. Employs indirect fire to support the attack. 6. Penetrates enemy defenses. 7. Destroys the equipment and the supplies. 8. Inflicts heavy casualties. 9. Isolates the combat service support (CSS) base by blocking the reinforcements. 10. Forces the enemy units to displace. 11. Avoids being fixed in one position. 12. Withdraws before the CSS base is reinforced with tactical combat forces.

**TASK:** Conduct Sniper Operations (5-OPFOR-0006)

**CONDITION:** The opposing forces (OPFOR) element has assigned snipers (regular or irregular elements) in the enemy's rear area along the main supply route (MSR) and near support sites.

**STANDARD:** The OPFOR element kills or wounds targets. 1. Sets up a well-concealed location. 2. Engages vehicle drivers or personnel on foot with short bursts of semiautomatic fire. 3. Kills or wounds selected targets. 4. Prevents the position from being discovered by enemy forces. 5. Evacuates the area without being spotted. 6. Reports all specified priority intelligence requirements (PIR) and other intelligence requirements to the OPFOR headquarters (HQ).

**TASK:** Conduct Air Attacks (5-OPFOR-0002)

**CONDITION:** The opposing forces (OPFOR) element in the rear area has forwarded the positions of the enemy support sites or the locations of moving elements. The OPFOR aircraft have been dispatched to attack enemy installations or convoys.

**STANDARD:** The OPFOR element attempts to delay, disrupt, or damage the enemy targets by air. 1. Locates the target (support sites or convoys). 2. Makes attack runs on the designated targets. 3. Inflicts heavy damage to the selected target. 4. Sustains no loss of aircraft. 5. Delays moving the force for more than one hour.

- ELEMENTS:** Company Headquarters  
 Communication Section  
 Treatment Team  
 Ambulance Team  
 Combat Medical Section  
 Equipment Platoon Headquarters  
 Construction Equipment Section  
 Asphalt and Concrete Section  
 Dump Truck Section  
 Maintenance Platoon Headquarters  
 Direct Support Maintenance Section  
 Direct Support Maintenance Supply Section  
 Company Maintenance Section

**TASK:** Conduct a Convoy (07-2-1301.05-T01A)  
 (FM 55-30) (FM 21-16)

**ITERATION:** 1 2 3 4 5 M (Circle)

**COMMANDER/LEADER ASSESSMENT:** T P U (Circle)

**CONDITIONS:** Upon receipt of an operation order (OPORD), the element moves to a new location given in the OPORD and conducts operations at that location. There is a possibility of enemy contact with threat patrols up to platoon and company size. Threat mounted forces have been operating in the area through which the route passes. The company's standing operating procedure (SOP) is available and contains movement readiness levels and current loading plans. The convoy may be conducted during daylight or darkness, including blackout conditions. Radio and visual signals will be used for convoy control. The column may conduct halts. Some iterations of this task should be performed in MOPP4.

**TASK STANDARDS:** The element conducts the convoy and arrives at its new location by the time specified in the OPORD. The time required to perform this task is increased when conducting it in mission-oriented protection posture (MOPP) 4.

TASK STEPS AND PERFORMANCE MEASURES	GO	NO-GO
<p>* 1. The element commander conducts a map reconnaissance using all available position/navigation (POS/NAV) and terrain analysis capabilities, to include space-based assets.</p> <ul style="list-style-type: none"> <li>a. Indicated the start point (SP).</li> <li>b. Identified locations of friendly units.</li> <li>c. Pointed out potential ambush sites.</li> <li>d. Identified checkpoints (CPs).</li> <li>e. Pointed out sites to be used for scheduled halts.</li> <li>f. Indicated the release point (RP).</li> </ul> <p>2. The reconnaissance party conducts a route reconnaissance using all available POS/NAV and mapping capabilities available.</p> <ul style="list-style-type: none"> <li>a. Wore the designated MOPP gear.</li> <li>b. Activated the automatic chemical alarm.</li> <li>c. Monitored radiation monitoring devices.</li> <li>d. Verified map information.</li> <li>e. Listed the capacities of bridges and underpasses.</li> <li>f. Listed the locations of culverts, ferries, forging areas, steep grades, and possible ambush sites.</li> <li>g. Prepared the map overlay.</li> </ul>		

TASK STEPS AND PERFORMANCE MEASURES	GO	NO-GO
<p>h. Computed the travel time. i. Prepared the strip map.</p> <p>* 3. The convoy commander coordinates for required support with higher headquarters (HQ), to include--</p> <ul style="list-style-type: none"> <li>a. Military police (MP) support.</li> <li>b. Medical support.</li> <li>c. Fire support (FS).</li> <li>d. Engineer support.</li> <li>e. Maintenance contact-team support.</li> <li>f. Additional requirements, as required.</li> </ul> <p>4. The element prepares vehicles and equipment.</p> <ul style="list-style-type: none"> <li>a. Performed preventive-maintenance checks and services (PMCS).</li> <li>b. Corrected minor deficiencies.</li> <li>c. Reported major deficiencies.</li> <li>d. Hardened vehicles using sandbags or other authorized materials.</li> <li>e. Covered unit identification markings on vehicles and personnel.</li> <li>f. Covered or removed reflective surfaces.</li> <li>g. Placed antennas at their lowest height.</li> <li>h. Turned radio volumes and squelches to their lowest setting, consistent with operational requirements.</li> </ul> <p>* 5. The convoy commander organizes the convoy.</p> <ul style="list-style-type: none"> <li>a. Assigned cargo vehicle positions.</li> <li>b. Positioned control vehicles without setting a pattern.</li> <li>c. Assigned recovery vehicle positions.</li> <li>d. Arranged hardened vehicles near the head of the convoy.</li> <li>e. Specified passenger locations.</li> <li>f. Appointed air guards.</li> <li>g. Organized the trail party element.</li> <li>h. Provided vehicle position listings to the trail party leader.</li> </ul> <p>* 6. The convoy commander briefs the convoy personnel.</p> <ul style="list-style-type: none"> <li>a. Provided strip maps to each vehicle driver.</li> <li>b. Identified the convoy's chain of command.</li> <li>c. Detailed the convoy's route.</li> <li>d. Prescribed the march rate and the catch-up speed.</li> <li>e. Specified convoy intervals.</li> <li>f. Identified the scheduled halts.</li> <li>g. Briefed accident and breakdown procedures.</li> <li>h. Briefed immediate-action security measures.</li> <li>i. Briefed blackout-condition procedures.</li> <li>j. Specified the location of medical support.</li> <li>k. Specified the location of maintenance support.</li> <li>l. Briefed communication procedures.</li> <li>m. Specified the location and the identification of the destination.</li> </ul> <p>7. The convoy crosses the SP.</p> <ul style="list-style-type: none"> <li>a. Crossed at the specified time.</li> <li>b. Verified that vehicles had crossed the SP.</li> <li>c. Forwarded the SP crossing report to the convoy commander when the entire unit had passed the SP.</li> </ul> <p>* 8. The convoy commander provides the convoy information to higher HQ.</p> <ul style="list-style-type: none"> <li>a. Reported the SP crossing time.</li> </ul>		

TASK STEPS AND PERFORMANCE MEASURES	GO	NO-GO
<p>b. Reported the CP clearance, when crossed.</p> <p>c. Pointed out data that conflicted with the maps.</p> <p>d. Used the correct signal operation instructions (SOI) codes in all transmissions.</p> <p>e. Reported the RP crossing time.</p> <p>9. The convoy maintains march discipline.</p> <p>a. Maintained the designated march speed.</p> <p>b. Maintained the proper vehicle intervals.</p> <p>c. Crossed CPs as scheduled.</p> <p>d. Reacted correctly to the convoy commander's signals.</p> <p>e. Maintained security throughout the movement and during halts.</p> <p>10. The company conducts a scheduled halt.</p> <p>a. Stopped the column at the prescribed time.</p> <p>b. Maintained the prescribed vehicular intervals.</p> <p>c. Moved vehicles off the road.</p> <p>d. Established local security.</p> <p>e. Performed PMCS.</p> <p>f. Inspected vehicle loads.</p> <p>g. Departed at the specified times.</p> <p>11. The company conducts an unscheduled halt.</p> <p>a. Alerted the march column.</p> <p>b. Reported the stoppage to higher HQ.</p> <p>c. Maintained the prescribed vehicular intervals.</p> <p>d. Established local security.</p> <p>e. Reported the resumption of the march to higher HQ.</p> <p>12. The convoy moves under blackout conditions.</p> <p>a. Provided a visual adjustment period.</p> <p>b. Prepared the vehicles for blackout conditions.</p> <p>c. Maintained the prescribed vehicle distances.</p> <p>d. Wore night vision goggles (specified personnel).</p> <p>e. Wore regular eye protection goggles.</p> <p>f. Used ground guides during poor visibility periods.</p> <p>13. The trail party recovers disabled vehicles.</p> <p>a. Inspected the disabled vehicle.</p> <p>b. Repaired the disabled vehicle, when possible.</p> <p>c. Towed the vehicle, if necessary.</p> <p>d. Reported the vehicle's status to the convoy commander.</p> <p>14. The convoy moves through urban areas.</p> <p>a. Identified weight, height, and width restrictions.</p> <p>b. Used close-column formation.</p> <p>c. Obeyed traffic control directions.</p> <p>d. Used direction guides at critical intersections.</p> <p>15. The convoy crosses the RP.</p> <p>a. Crossed at the specified time.</p> <p>b. Verified that the vehicles had crossed the RP.</p> <p>c. Forwarded the crossing report to higher HQ.</p>		

TASK PERFORMANCE / EVALUATION SUMMARY BLOCK							
ITERATION	1	2	3	4	5	M	TOTAL
TOTAL TASK STEPS EVALUATED							
TOTAL TASK STEPS "GO"							
TRAINING STATUS "GO"/"NO-GO"							

"\*" indicates a leader task step.

**SUPPORTING INDIVIDUAL TASKS: NONE**

**SUPPORTING COLLECTIVE TASKS: NONE**

#### OPFOR TASKS AND STANDARDS

**TASK:** Surrender to the Capturing Unit on the Battlefield (5-OPFOR-0024)

**CONDITION:** The enemy has captured opposing forces (OPFOR) element's soldiers, documents, and equipment sensitive to the OPFOR tactical operations.

**STANDARD:** The OPFOR soldiers retain or destroy documents and equipment. The OPFOR element surrenders the documents and the equipment of no tactical use to the enemy and attempts to conceal or destroy items of tactical value. The OPFOR element attempts escape and evasion. 1. Prevents the successful capture of the documents and the equipment. 2. Destroys the documents and the equipment. 3. Removes identifying markings from the equipment. 4. Removes unit-identifying insignia. 5. Provides misleading information. 6. Plans an escape. 7. Delays movement to the nearest collection point. 8. Prevents safeguarding of the enemy prisoners of war (EPWs) in order to cause embarrassment to the United States (US).

**TASK:** Disrupt a Route Reconnaissance (5-OPFOR-0021)

**CONDITION:** The enemy is conducting a route reconnaissance. The opposing forces (OPFOR) element is positioned along the enemy's route.

**STANDARD:** The OPFOR element attempts to disrupt a squad/section conducting a route reconnaissance. 1. Prevents the unit from meeting its specified time schedule. 2. Forces the unit to deviate from its specified route. 3. Prevents the unit from reaching its assigned destination. 4. Surprises the squad/section. 5. Inflicts casualties on the unit.

**TASK:** Conduct a Raid (5-OPFOR-0004)

**CONDITION:** The opposing forces (OPFOR) element has occupied an objective rally point and has orders to conduct a raid on a combat service support (CSS) base.

**STANDARD:** The OPFOR element infiltrates the enemy's base and destroys all of the targets. 1. Surprises the enemy forces. 2. Assaults the support base and accomplishes the assigned tasks. 3. Destroys the specified equipment and supplies. 4. Avoids being decisively engaged. 5. Withdraws all personnel from the objective areas within the time prescribed. 6. Obtains all priority intelligence requirements (PIR) from the raid site. 7. Sustains only light casualties from enemy fire.

**TASK:** Conduct an Aerial Reconnaissance (5-OPFOR-0010)

**CONDITION:** The opposing forces (OPFOR) headquarters (HQ) element requires intelligence on the locations and identification of the enemy elements. Aircraft is dispatched to take photographs and make a visual inspection of the enemy rear area.

**STANDARD:** The OPFOR element gathers photograph intelligence of the enemy. 1. Photographs the assigned sectors. 2. Makes quick visual checks where the ceiling is low. 3. Locates enemy positions in the area, particularly support and storage bases, and command and control (C2) facilities. 4. Sustains no loss of aircraft. 5. Reports priority intelligence requirements (PIR) and other information requirements to the OPFOR HQ.

**TASK:** Defeat Obstacles (5-OPFOR-0009)

**CONDITION:** The opposing forces (OPFOR) element encounters an obstacle that blocks the avenue of approach as it advances upon the enemy forces.

**STANDARD:** The OPFOR element bypasses or breaches the enemy obstacle. 1. Detects the obstacle before halting its main body. 2. Defeats the obstacle. a. Bypasses the obstacle without entering the engagement areas. b. Breaches the obstacle within 45 minutes and passes its entire force through the obstacle. 3. Does not incur degradation to the point that the mission must be discontinued.

**TASK:** Conduct an Attack (5-OPFOR-0008)

**CONDITION:** The enemy is conducting tactical operations. The opposing forces (OPFOR) element receives orders to attack the enemy, the area of occupation, or the main supply route (MSR) with smoke.

**STANDARD:** The OPFOR element disrupts the enemy's movement and smoke operations. 1. Determines the delivery method of the smoke attack. 2. Locates the target. 3. Delivers the smoke attack downwind. 4. Attacks the enemy with smoke, and surge attacks when the enemy responds to the smoke.

**TASK:** Disrupt Construction of Vehicle Fighting Positions (5-OPFOR-0020)

**CONDITION:** The opposing forces (OPFOR) element has located the enemy. The priority intelligence requirements (PIR) and other intelligence obtained by OPFOR patrols indicate the enemy is constructing vehicle fighting positions within its defensive area. The OPFOR element has automatic and antiarmor weapons and light mortars.

**STANDARD:** The OPFOR element attempts to disrupt the enemy's efforts to establish vehicle fighting positions. 1. Locates the defensive area. 2. Surprises the main body. 3. Penetrates the defensive area with squad-size probes. 4. Inflicts casualties on the unit. 5. Destroys vehicles. 6. Disrupts the unit's preparations (prevents or delays beyond the unit's allotted time).

**TASK:** Disrupt an Engineer Reconnaissance (5-OPFOR-0022)

**CONDITION:** The enemy is conducting an engineer reconnaissance. The opposing forces (OPFOR) element is positioned along the enemy's route.

**STANDARD:** The OPFOR element disrupts an engineer reconnaissance. 1. Prevents the unit from meeting its specified time schedule. 2. Forces the unit to deviate from its specified route. 3. Prevents the unit from accomplishing its assigned engineer reconnaissance. 4. Surprises the unit conducting the reconnaissance.

**TASK:** Conduct Terrorist and Saboteur Attacks (5-OPFOR-0005)



**CONDITION:** The opposing forces (OPFOR) element dispatches small teams into the enemy's rear area to disrupt combat service support (CSS) operations.

**STANDARD:** The enemy sustains disrupted command and control (C2), destroyed equipment and supplies, and light casualties. 1. Locates rear support bases and C2 facilities. 2. Delays and disrupts CSS operations through probes. 3. Infiltrates CSS bases to conduct sabotage and terrorist activities. 4. Inflicts light casualties. 5. Destroys supplies and equipment.

**TASK:** Defend a Minefield (5-OPFOR-0023)

**CONDITION:** The enemy is conducting a minefield sweeping operation. The opposing forces (OPFOR) element has a minefield placed in the enemy's path. The minefield is under constant observation and fire.

**STANDARD:** The OPFOR element defends a minefield against an enemy element conducting a minefield sweeping operation. 1. Prevents the unit from detecting the obstacle. 2. Disrupts the minefield sweeping operation. 3. Prevents the unit from conducting the minefield sweeping operation, prevents the unit from moving all personnel through the breach, or delays the completion of the minefield sweeping operation for more than 45 minutes.

**TASK:** Maintain Contact (5-OPFOR-0003)

**CONDITION:** The opposing forces (OPFOR) element is engaged with enemy base-defense forces. The enemy forces are withdrawing under pressure.

**STANDARD:** The OPFOR element maintains enemy contact while the enemy withdraws. 1. Engages the enemy forces decisively. 2. Advances the OPFOR as the enemy forces withdraw. 3. Inflicts heavy casualties. 4. Captures the members of the enemy force. 5. Captures documents and equipment. 6. Safeguards the captured documents, the equipment, and the personnel.

**TASK:** Conduct an Ambush (5-OPFOR-0007)

**CONDITION:** The enemy is moving in a convoy. The opposing forces (OPFOR) element is positioned along the enemy's route.

**STANDARD:** The OPFOR element inflicts casualties on the enemy and causes vehicle and equipment damage. 1. Prepares an ambush site before the element arrives. 2. Surprises march element forces. 3. Inflicts heavy casualties within the designated kill zone. 4. Inflicts heavy damage to the vehicles and the equipment within the designated kill zone. 5. Delays the march element from reaching a specified destination for a specified period of time. 6. Withdraws on order. 7. Sustains no casualties. 8. Reports actions to superiors.

**TASK:** Disrupt a Net Control Station (NCS) (5-OPFOR-0019)

**CONDITION:** The enemy has established a NCS. The opposing forces (OPFOR) element has radio and jamming equipment.

**STANDARD:** The OPFOR element attempts to disrupt an NCS. 1. Attempts to locate the radio frequency that the unit is operating on. 2. Attempts to enter the radio net. 3. Attempts to issue "bogus" orders to a unit on the net. 4. Jams the radio frequency and forces the unit to go to an alternate frequency.

**TASK:** Disrupt Defensive Preparations (5-OPFOR-0018)

**CONDITION:** The opposing forces (OPFOR) element has located the enemy. Priority intelligence requirements (PIR) and other intelligence requirements obtained by OPFOR patrols indicate that the enemy elements are establishing defensive positions. The OPFOR element has automatic and antiarmor weapons and light mortars.

**STANDARD:** The OPFOR element disrupts and delays the enemy's defensive preparations. 1. Locates and penetrates the enemy's security system. 2. Forces the enemy to delay defensive preparations. 3. Disrupts the enemy's obstacle preparations.

**TASK:** Disrupt Enemy Movement and Operations Using Tactical Nuclear Weapons (5-OPFOR-0016)

**CONDITION:** The opposing forces (OPFOR) element has located the enemy. Priority intelligence requirements (PIR) and other intelligence requirements have been obtained by OPFOR patrols. Tactical nuclear weapons are employed against key locations in the rear area.

**STANDARD:** The OPFOR element disrupts enemy movement and operations. 1. Disrupts or delays the movement of the enemy's equipment and supplies to the forward areas. 2. Destroys enemy equipment and supplies. 3. Inflicts a high rate of nuclear casualties among the enemy forces. 4. Denies the enemy the use of specified areas. 5. Contaminates the enemy's equipment and supplies.

**TASK:** Disrupt Quartering Party Operations (5-OPFOR-0017)

**CONDITION:** The enemy is conducting quartering party operations. It has established an assembly area (AA) but has not moved in the main body.

**STANDARD:** The opposing forces (OPFOR) element attempts to disrupt quartering party operations and infiltrate the enemy's AA. 1. Locates the quartering party and the AA. 2. Surprises the main body. 3. Penetrates the AA with squad-size probes. 4. Inflicts personnel casualties and vehicle damage. 5. Disrupts the unit's preparations (prevents or delays beyond the unit's allotted time).

**TASK:** Disrupt Enemy Movement and Operations Using Persistent and Nonpersistent Chemical Weapons (5-OPFOR-0015)

**CONDITION:** The opposing forces (OPFOR) element has located the enemy. Priority intelligence requirements (PIR) and other intelligence requirements have been obtained by OPFOR patrols. The OPFOR units deliver chemical agents, by means of conventional artillery weapons or aircraft, along selected supply routes and key bases in the rear area.

**STANDARD:** The OPFOR element disrupts enemy movement and operations using persistent and nonpersistent chemical weapons. 1. Delivers chemical agents in low and densely wooded areas. 2. Delays the movement of enemy supplies and equipment to the forward areas. 3. Restricts the movement of the enemy units in the rear area. 4. Channels the movement of enemy units into predesignated ambush areas. 5. Contaminates enemy supplies and equipment. 6. Inflicts a high rate of casualties on enemy forces.

**TASK:** Disrupt Movement (5-OPFOR-0014)

**CONDITION:** The enemy is expected to move through the opposing forces (OPFOR) element's area of operations. The OPFOR element has received an operation order (OPORD) or fragmentary order (FRAGO) to disrupt enemy movement. The enemy has the capability to defend with direct fire and antiarmor weapons.

**STANDARD:** The OPFOR element delays enemy movement. 1. Delays the element. 2. Forces the element to deviate from its route. 3. Prevents the element from reaching its destination. 4. Surprises the element's main body.

**TASK:** Counter Passage of Lines (5-OPFOR-0012)

**CONDITION:** Enemy forces are in defensive positions, but they are expected to attempt passage-of-lines operations. The opposing forces (OPFOR) received orders to disrupt enemy passage-of-lines operations.

**STANDARD:** The OPFOR element delays or prevents enemy passage of lines. 1. Delays the passage. 2. Prevents the company from moving all personnel through the stationary unit. 3. Engages the main body of either the moving or the stationary unit.

**TASK:** Disrupt Assembly Area (AA) Activities (5-OPFOR-0013)

**CONDITION:** Intelligence reports indicate that platoon- and company-size enemy units are operating in the opposing forces (OPFOR) area of operations. Enemy units can defend from AAs with direct fire, antiarmor weapons, and indirect fire. The enemy has close air support (CAS) and nuclear, biological, and chemical (NBC) capabilities.

**STANDARD:** The OPFOR element locates and disrupts the enemy's AA activities. 1. Locates the element's AA. 2. Probes the AA with squad- or team-size elements. 3. Inflicts more than 5 percent casualties on the element. 4. Disrupts the element's preparations (prevents or delays beyond the element's allotted time).

**TASK:** Attack (5-OPFOR-0001)

**CONDITION:** The opposing forces (OPFOR) element has located the enemy. The priority intelligence requirements (PIR) and the other intelligence requirements have been obtained by OPFOR patrols. The OPFOR element has automatic and antiarmor weapons and light mortars.

**STANDARD:** The OPFOR element attempts to seize the terrain, the vehicles, or the equipment. 1. Develops an attack plan. 2. Surprises the enemy unit's main body. 3. Initiates the attack using a scheme of maneuver that exploits the enemy's flanks, gaps, and weaknesses. 4. Uses covered and concealed routes to approach the enemy forces' flanks, gaps, or weakly held areas. 5. Employs indirect fire to support the attack. 6. Penetrates enemy defenses. 7. Destroys the equipment and the supplies. 8. Inflicts heavy casualties. 9. Isolates the combat service support (CSS) base by blocking the reinforcements. 10. Forces the enemy units to displace. 11. Avoids being fixed in one position. 12. Withdraws before the CSS base is reinforced with tactical combat forces.

**TASK:** Conduct Sniper Operations (5-OPFOR-0006)

**CONDITION:** The opposing forces (OPFOR) element has assigned snipers (regular or irregular elements) in the enemy's rear area along the main supply route (MSR) and near support sites.

**STANDARD:** The OPFOR element kills or wounds targets. 1. Sets up a well-concealed location. 2. Engages vehicle drivers or personnel on foot with short bursts of semiautomatic fire. 3. Kills or wounds selected targets. 4. Prevents the position from being discovered by enemy forces. 5. Evacuates the area without being spotted. 6. Reports all specified priority intelligence requirements (PIR) and other intelligence requirements to the OPFOR headquarters (HQ).

**TASK:** Conduct Air Attacks (5-OPFOR-0002)

**CONDITION:** The opposing forces (OPFOR) element in the rear area has forwarded the positions of the enemy support sites or the locations of moving elements. The OPFOR aircraft have been dispatched to attack enemy installations or convoys.

**STANDARD:** The OPFOR element attempts to delay, disrupt, or damage the enemy targets by air. 1. Locates the target (support sites or convoys). 2. Makes attack runs on the designated targets. 3. Inflicts heavy damage to the selected target. 4. Sustains no loss of aircraft. 5. Delays moving the force for more than one hour.

**ELEMENTS:** Company Headquarters  
 Treatment Team  
 Equipment Platoon Headquarters  
 Maintenance Platoon Headquarters  
 Company

**TASK:** Establish Unit Defense (07-3-0219.05-T01A)  
 (FM 7-8) (FM 24-19) (FM 24-35)  
 (FM 24-35-1) (FM 7-7) (TC 24-20)

**ITERATION:** 1 2 3 4 5 M (Circle)  
**COMMANDER/LEADER ASSESSMENT:** T P U (Circle)

**CONDITIONS:** The element has received an operation order (OPORD) or a fragmentary order (FRAGO) with a mission to occupy part of a larger unit's defensive sector, or is isolated and must provide its own security or defense. The element may be opposed by as much as a motorized rifle company. Some iterations of this task should be performed in MOPP4.

**TASK STANDARDS:** The element completes all preparations for the defense not later than the time specified in the order. The enemy does not surprise the platoon. The time required to perform this task is increased when conducting it in mission-oriented protection posture (MOPP) 4.

TASK STEPS AND PERFORMANCE MEASURES	GO	NO-GO
<p>* 1. The element leader performs a leader's reconnaissance of the tentative defensive position.</p> <ul style="list-style-type: none"> <li>a. Searched the area to ensure that it was free of the enemy, mines, and booby traps.</li> <li>b. Established local security.</li> <li>c. Surveyed the area for nuclear, biological, and chemical (NBC) contamination.</li> <li>d. Designated sectors and general locations for the operations, vehicles, and automatic and antiarmor weapons based on the mission, enemy, terrain, troops, time available, and civilian considerations (METT-TC) factors.</li> </ul> <p>NOTE: At night, the designation of positions must be more exact. Leaders may elect to reconnoiter the area first, position the observation posts (OPs), and then have the guides bring the other members into position.</p> <p>2. The designated security or operation team moves to assigned positions.</p> <ul style="list-style-type: none"> <li>a. Emplaced the M8A1 Chemical Alarm System, if assigned, within 5 minutes of occupying the OP.</li> <li>b. Positioned the OP within range of the supporting small-arms fire.</li> <li>c. Provided cover and concealment for the OP personnel.</li> <li>d. Designated covered and concealed routes to and from the OP.</li> <li>e. Established communications from the operations to the unit's command post (CP).</li> </ul> <p>NOTE: The primary means should be wire, supplemented by messenger and radio.</p> <ul style="list-style-type: none"> <li>f. Disseminated the locations of all friendly personnel in the sector.</li> </ul> <p>* 3. The platoon leader and the platoon forward observer (FO) designate targets to support the OP.</p> <ul style="list-style-type: none"> <li>a. Identified the target reference points (TRPs).</li> <li>b. Included the OP targets within the fire plan.</li> </ul> <p>4. The OP team provides early warning.</p>		

TASK STEPS AND PERFORMANCE MEASURES	GO	NO-GO
<p>a. Provided continuous early warning out to a range that warned of enemy observation, direct fire, or assault on the main body.</p> <p>b. Detected all enemy activity within the vicinity of the unit's position.</p> <p>c. Adjusted illumination or high-explosive (HE) rounds on enemy targets.</p> <p>d. Emplaced expedient early-warning devices before dark, if possible.</p> <p>e. Demonstrated the correct use of the current challenge and password.</p> <p>f. Alternated the OP sites when required, due to the changing visibility or enemy activity.</p> <p>* 5. The element leader designates the primary, alternate, and supplementary fighting positions for key weapons or vehicles, where applicable, while emplacing the rest of the platoon.</p> <p>a. Positioned the machine guns to obtain grazing fire along the most likely dismounted avenue of approach (AA).</p> <p>b. Positioned the antiarmor weapons to cover the likely armor AA or the assigned engagement area (EA).</p> <p>c. Ensured that the positions were mutually supported along armor and dismounted infantry AAs.</p> <p>d. Positioned the M203 grenade launchers, if assigned, to cover dead space in the terrain outside hand grenade range.</p> <p>* 6. Leaders place fighting positions to engage targets in designated sectors of fire, covering the most dangerous AAs first.</p> <p>a. Determined the sector of fire based on the type of weapon and the weapon's range.</p> <p>b. Assigned all personnel to a fighting position.</p> <p>* 7. The element leader coordinates or contacts adjacent units.</p> <p>a. Established boundary responsibilities.</p> <p>b. Discovered and eliminated any gaps in the defensive sector.</p> <p>c. Ensured that observation and fires overlapped.</p> <p>8. The element occupies defensive positions.</p> <p>NOTE: The leader establishes task priorities. Normally these are in the unit's standing operating procedure (SOP), but can be modified as needed (based on METT-TC considerations) by the platoon leader or the company commander.</p> <p>a. Occupied the assigned positions, physically.</p> <p>b. Reconnoitered physically in front of each position to become familiar with the terrain, locate dead space, and view the terrain from the enemy's perspective.</p> <p>c. Prepared and forwarded crew-served weapons range cards to the squad leader within 15 minutes of positioning.</p> <p>d. Installed aiming stakes.</p> <p>e. Cleared fields of fire.</p> <p>f. Emplaced obstacles according to the company's obstacle plan.</p> <p>g. Dug fighting positions to armpit depth with 0.5 meters of parapet.</p> <p>h. Constructed overhead cover for the fighting position.</p> <p>i. Camouflaged positions and vehicles from aerial and ground observation, ensuring that fighting positions could not be detected from a distance of more than 35 meters from the front of the position.</p> <p>j. Stockpiled ammunition, food, and water.</p> <p>k. Constructed alternate and supplementary positions.</p> <p>l. Ensured that all element members knew the element's CP location.</p> <p>* 9. The element leader, along with the fire support team (FIST) or FO if applicable, plans for the employment of indirect fires.</p>		

TASK STEPS AND PERFORMANCE MEASURES	GO	NO-GO
<ul style="list-style-type: none"> <li>a. Planned the fires along the enemy's AAs.</li> <li>b. Planned the fires at known or likely enemy positions.</li> <li>c. Planned final protective fires (FPF), if allocated.</li> <li>d. Registered and adjusted TRPs, if available and the situation permitted.</li> </ul> <p>10. The radiotelephone operator (RATELO) establishes communications.</p> <ul style="list-style-type: none"> <li>a. Used wire as the primary communications, if available.</li> <li>b. Ensured that the platoon or company's CP had communications with operations, higher and subordinate leaders, adjacent units, and fire support.</li> <li>c. Conducted periodic communications checks to ensure that all communications were operational.</li> <li>d. Planned and provided for an alternate means of communications.</li> </ul> <p>*11. The element leader prepares a sector sketch.</p> <ul style="list-style-type: none"> <li>a. Identified the main terrain features and the range to the terrain features.</li> <li>b. Identified the squad's fighting position locations.</li> <li>c. Indicated the primary and secondary sectors of fire for each position.</li> <li>d. Identified the type of weapon and fire control measures (FPF, principle direction of fire [PDF], and the final protective line [FPL]) for each position.</li> <li>e. Identified the squad leader's position and the OP locations.</li> <li>f. Marked dead space.</li> <li>g. Identified obstacle locations.</li> <li>h. Indicated the direction of north.</li> <li>i. Forwarded a copy of the sector sketch to the platoon leader within 30 minutes of being assigned a sector.</li> </ul> <p>*12. The element leader prepares a platoon sector sketch.</p> <ul style="list-style-type: none"> <li>a. Indicated the platoon sector or the EA.</li> <li>b. Denoted the primary, alternate, and supplementary squad positions and the sectors of fire.</li> <li>c. Indicated the location of vehicles, antiarmor, and automatic weapon positions with the primary sectors of fire, the FPL, or the PDF for the primary vehicle weapons system, automatic weapons, and TRPs.</li> <li>d. Identified the location of OPs and patrol routes, if any had been planned.</li> <li>e. Outlined the maximum engagement lines for the primary weapon systems.</li> <li>f. Identified the location of indirect-fire targets and FPFs, if any had been allocated.</li> <li>g. Indicated the direction of north.</li> <li>h. Illustrated the unit identification, up to company level.</li> <li>i. Indicated the date-time group.</li> <li>j. Identified the position of the platoon's CP.</li> <li>k. Forwarded a copy of the platoon sector sketch to the company commander within 1 hour of assigning squad leaders sectors.</li> </ul> <p>13. The element continues to improve defensive positions.</p> <ul style="list-style-type: none"> <li>a. Improved positions according to the SOP work priorities.</li> <li>b. Upgraded positions as directed by higher headquarters (HQ).</li> </ul>		

TASK PERFORMANCE / EVALUATION SUMMARY BLOCK							
ITERATION	1	2	3	4	5	M	TOTAL
TOTAL TASK STEPS EVALUATED							
TOTAL TASK STEPS "GO"							
TRAINING STATUS "GO"/"NO-GO"							

"\*" indicates a leader task step.

**SUPPORTING INDIVIDUAL TASKS**

Task Number	Task Title	References
061-283-6003	Adjust Indirect Fire	STP 21-24-SMCT
071-325-4407	Employ Hand Grenades	STP 21-1-SMCT
071-325-4425	Employ an M18A1 Claymore Mine	STP 21-1-SMCT
071-326-5703	Construct Individual Fighting Positions	STP 21-1-SMCT
071-326-5704	Supervise Construction of a Fighting Position	STP 21-24-SMCT
071-331-0804	Perform Surveillance Without the Aid of Electronic Devices	STP 21-1-SMCT
071-331-0852	Clear a Field of Fire	STP 21-1-SMCT
071-430-0002	Conduct a Defense by a Squad	STP 21-24-SMCT

**SUPPORTING COLLECTIVE TASKS: NONE**

**OPFOR TASKS AND STANDARDS**

**TASK:** Surrender to the Capturing Unit on the Battlefield (5-OPFOR-0024)

**CONDITION:** The enemy has captured opposing forces (OPFOR) element's soldiers, documents, and equipment sensitive to the OPFOR tactical operations.

**STANDARD:** The OPFOR soldiers retain or destroy documents and equipment. The OPFOR element surrenders the documents and the equipment of no tactical use to the enemy and attempts to conceal or destroy items of tactical value. The OPFOR element attempts escape and evasion. 1. Prevents the successful capture of the documents and the equipment. 2. Destroys the documents and the equipment. 3. Removes identifying markings from the equipment. 4. Removes unit-identifying insignia. 5. Provides misleading information. 6. Plans an escape. 7. Delays movement to the nearest collection point. 8. Prevents safeguarding of the enemy prisoners of war (EPWs) in order to cause embarrassment to the United States (US).

**TASK:** Disrupt a Route Reconnaissance (5-OPFOR-0021)

**CONDITION:** The enemy is conducting a route reconnaissance. The opposing forces (OPFOR) element is positioned along the enemy's route.

**STANDARD:** The OPFOR element attempts to disrupt a squad/section conducting a route reconnaissance. 1. Prevents the unit from meeting its specified time schedule. 2. Forces the unit to deviate from its specified route. 3. Prevents the unit from reaching its assigned destination. 4. Surprises the squad/section. 5. Inflicts casualties on the unit.

**TASK:** Conduct a Raid (5-OPFOR-0004)



**CONDITION:** The opposing forces (OPFOR) element has occupied an objective rally point and has orders to conduct a raid on a combat service support (CSS) base.

**STANDARD:** The OPFOR element infiltrates the enemy's base and destroys all of the targets. 1. Surprises the enemy forces. 2. Assaults the support base and accomplishes the assigned tasks. 3. Destroys the specified equipment and supplies. 4. Avoids being decisively engaged. 5. Withdraws all personnel from the objective areas within the time prescribed. 6. Obtains all priority intelligence requirements (PIR) from the raid site. 7. Sustains only light casualties from enemy fire.

**TASK:** Conduct an Aerial Reconnaissance (5-OPFOR-0010)

**CONDITION:** The opposing forces (OPFOR) headquarters (HQ) element requires intelligence on the locations and identification of the enemy elements. Aircraft is dispatched to take photographs and make a visual inspection of the enemy rear area.

**STANDARD:** The OPFOR element gathers photograph intelligence of the enemy. 1. Photographs the assigned sectors. 2. Makes quick visual checks where the ceiling is low. 3. Locates enemy positions in the area, particularly support and storage bases, and command and control (C2) facilities. 4. Sustains no loss of aircraft. 5. Reports priority intelligence requirements (PIR) and other information requirements to the OPFOR HQ.

**TASK:** Defeat Obstacles (5-OPFOR-0009)

**CONDITION:** The opposing forces (OPFOR) element encounters an obstacle that blocks the avenue of approach as it advances upon the enemy forces.

**STANDARD:** The OPFOR element bypasses or breaches the enemy obstacle. 1. Detects the obstacle before halting its main body. 2. Defeats the obstacle. a. Bypasses the obstacle without entering the engagement areas. b. Breaches the obstacle within 45 minutes and passes its entire force through the obstacle. 3. Does not incur degradation to the point that the mission must be discontinued.

**TASK:** Conduct an Attack (5-OPFOR-0008)

**CONDITION:** The enemy is conducting tactical operations. The opposing forces (OPFOR) element receives orders to attack the enemy, the area of occupation, or the main supply route (MSR) with smoke.

**STANDARD:** The OPFOR element disrupts the enemy's movement and smoke operations. 1. Determines the delivery method of the smoke attack. 2. Locates the target. 3. Delivers the smoke attack downwind. 4. Attacks the enemy with smoke, and surge attacks when the enemy responds to the smoke.

**TASK:** Disrupt Construction of Vehicle Fighting Positions (5-OPFOR-0020)

**CONDITION:** The opposing forces (OPFOR) element has located the enemy. The priority intelligence requirements (PIR) and other intelligence obtained by OPFOR patrols indicate the enemy is constructing vehicle fighting positions within its defensive area. The OPFOR element has automatic and antiarmor weapons and light mortars.

**STANDARD:** The OPFOR element attempts to disrupt the enemy's efforts to establish vehicle fighting positions. 1. Locates the defensive area. 2. Surprises the main body. 3. Penetrates the defensive area with squad-size probes. 4. Inflicts casualties on the unit. 5. Destroys vehicles. 6. Disrupts the unit's preparations (prevents or delays beyond the unit's allotted time).

**TASK:** Disrupt an Engineer Reconnaissance (5-OPFOR-0022)

**CONDITION:** The enemy is conducting an engineer reconnaissance. The opposing forces (OPFOR) element is positioned along the enemy's route.

**STANDARD:** The OPFOR element disrupts an engineer reconnaissance. 1. Prevents the unit from meeting its specified time schedule. 2. Forces the unit to deviate from its specified route. 3. Prevents the unit from accomplishing its assigned engineer reconnaissance. 4. Surprises the unit conducting the reconnaissance.

**TASK:** Conduct Terrorist and Saboteur Attacks (5-OPFOR-0005)

**CONDITION:** The opposing forces (OPFOR) element dispatches small teams into the enemy's rear area to disrupt combat service support (CSS) operations.

**STANDARD:** The enemy sustains disrupted command and control (C2), destroyed equipment and supplies, and light casualties. 1. Locates rear support bases and C2 facilities. 2. Delays and disrupts CSS operations through probes. 3. Infiltrates CSS bases to conduct sabotage and terrorist activities. 4. Inflicts light casualties. 5. Destroys supplies and equipment.

**TASK:** Defend a Minefield (5-OPFOR-0023)

**CONDITION:** The enemy is conducting a minefield sweeping operation. The opposing forces (OPFOR) element has a minefield placed in the enemy's path. The minefield is under constant observation and fire.

**STANDARD:** The OPFOR element defends a minefield against an enemy element conducting a minefield sweeping operation. 1. Prevents the unit from detecting the obstacle. 2. Disrupts the minefield sweeping operation. 3. Prevents the unit from conducting the minefield sweeping operation, prevents the unit from moving all personnel through the breach, or delays the completion of the minefield sweeping operation for more than 45 minutes.

**TASK:** Maintain Contact (5-OPFOR-0003)

**CONDITION:** The opposing forces (OPFOR) element is engaged with enemy base-defense forces. The enemy forces are withdrawing under pressure.

**STANDARD:** The OPFOR element maintains enemy contact while the enemy withdraws. 1. Engages the enemy forces decisively. 2. Advances the OPFOR as the enemy forces withdraw. 3. Inflicts heavy casualties. 4. Captures the members of the enemy force. 5. Captures documents and equipment. 6. Safeguards the captured documents, the equipment, and the personnel.

**TASK:** Conduct an Ambush (5-OPFOR-0007)

**CONDITION:** The enemy is moving in a convoy. The opposing forces (OPFOR) element is positioned along the enemy's route.

**STANDARD:** The OPFOR element inflicts casualties on the enemy and causes vehicle and equipment damage. 1. Prepares an ambush site before the element arrives. 2. Surprises march element forces. 3. Inflicts heavy casualties within the designated kill zone. 4. Inflicts heavy damage to the vehicles and the equipment within the designated kill zone. 5. Delays the march element from reaching a specified destination for a specified period of time. 6. Withdraws on order. 7. Sustains no casualties. 8. Reports actions to superiors.

**TASK:** Disrupt a Net Control Station (NCS) (5-OPFOR-0019)

**CONDITION:** The enemy has established a NCS. The opposing forces (OPFOR) element has radio and jamming equipment.

**STANDARD:** The OPFOR element attempts to disrupt an NCS. 1. Attempts to locate the radio frequency that the unit is operating on. 2. Attempts to enter the radio net. 3. Attempts to issue "bogus" orders to a unit on the net. 4. Jams the radio frequency and forces the unit to go to an alternate frequency.

**TASK:** Disrupt Defensive Preparations (5-OPFOR-0018)

**CONDITION:** The opposing forces (OPFOR) element has located the enemy. Priority intelligence requirements (PIR) and other intelligence requirements obtained by OPFOR patrols indicate that the enemy elements are establishing defensive positions. The OPFOR element has automatic and antiarmor weapons and light mortars.

**STANDARD:** The OPFOR element disrupts and delays the enemy's defensive preparations. 1. Locates and penetrates the enemy's security system. 2. Forces the enemy to delay defensive preparations. 3. Disrupts the enemy's obstacle preparations.

**TASK:** Disrupt Enemy Movement and Operations Using Tactical Nuclear Weapons (5-OPFOR-0016)

**CONDITION:** The opposing forces (OPFOR) element has located the enemy. Priority intelligence requirements (PIR) and other intelligence requirements have been obtained by OPFOR patrols. Tactical nuclear weapons are employed against key locations in the rear area.

**STANDARD:** The OPFOR element disrupts enemy movement and operations. 1. Disrupts or delays the movement of the enemy's equipment and supplies to the forward areas. 2. Destroys enemy equipment and supplies. 3. Inflicts a high rate of nuclear casualties among the enemy forces. 4. Denies the enemy the use of specified areas. 5. Contaminates the enemy's equipment and supplies.

**TASK:** Disrupt Quartering Party Operations (5-OPFOR-0017)

**CONDITION:** The enemy is conducting quartering party operations. It has established an assembly area (AA) but has not moved in the main body.

**STANDARD:** The opposing forces (OPFOR) element attempts to disrupt quartering party operations and infiltrate the enemy's AA. 1. Locates the quartering party and the AA. 2. Surprises the main body. 3. Penetrates the AA with squad-size probes. 4. Inflicts personnel casualties and vehicle damage. 5. Disrupts the unit's preparations (prevents or delays beyond the unit's allotted time).

**TASK:** Disrupt Enemy Movement and Operations Using Persistent and Nonpersistent Chemical Weapons (5-OPFOR-0015)

**CONDITION:** The opposing forces (OPFOR) element has located the enemy. Priority intelligence requirements (PIR) and other intelligence requirements have been obtained by OPFOR patrols. The OPFOR units deliver chemical agents, by means of conventional artillery weapons or aircraft, along selected supply routes and key bases in the rear area.

**STANDARD:** The OPFOR element disrupts enemy movement and operations using persistent and nonpersistent chemical weapons. 1. Delivers chemical agents in low and densely wooded areas. 2. Delays the movement of enemy supplies and equipment to the forward areas. 3. Restricts the movement of the enemy units in the rear area. 4. Channels the movement of enemy units into predesignated ambush areas. 5. Contaminates enemy supplies and equipment. 6. Inflicts a high rate of casualties on enemy forces.

**TASK:** Disrupt Movement (5-OPFOR-0014)

**CONDITION:** The enemy is expected to move through the opposing forces (OPFOR) element's area of operations. The OPFOR element has received an operation order (OPORD) or fragmentary order (FRAGO) to disrupt enemy movement. The enemy has the capability to defend with direct fire and antiarmor weapons.

**STANDARD:** The OPFOR element delays enemy movement. 1. Delays the element. 2. Forces the element to deviate from its route. 3. Prevents the element from reaching its destination. 4. Surprises the element's main body.

**TASK:** Counter Passage of Lines (5-OPFOR-0012)

**CONDITION:** Enemy forces are in defensive positions, but they are expected to attempt passage-of-lines operations. The opposing forces (OPFOR) received orders to disrupt enemy passage-of-lines operations.

**STANDARD:** The OPFOR element delays or prevents enemy passage of lines. 1. Delays the passage. 2. Prevents the company from moving all personnel through the stationary unit. 3. Engages the main body of either the moving or the stationary unit.

**TASK:** Disrupt Assembly Area (AA) Activities (5-OPFOR-0013)

**CONDITION:** Intelligence reports indicate that platoon- and company-size enemy units are operating in the opposing forces (OPFOR) area of operations. Enemy units can defend from AAs with direct fire, antiarmor weapons, and indirect fire. The enemy has close air support (CAS) and nuclear, biological, and chemical (NBC) capabilities.

**STANDARD:** The OPFOR element locates and disrupts the enemy's AA activities. 1. Locates the element's AA. 2. Probes the AA with squad- or team-size elements. 3. Inflicts more than 5 percent casualties on the element. 4. Disrupts the element's preparations (prevents or delays beyond the element's allotted time).

**TASK:** Attack (5-OPFOR-0001)

**CONDITION:** The opposing forces (OPFOR) element has located the enemy. The priority intelligence requirements (PIR) and the other intelligence requirements have been obtained by OPFOR patrols. The OPFOR element has automatic and antiarmor weapons and light mortars.

**STANDARD:** The OPFOR element attempts to seize the terrain, the vehicles, or the equipment. 1. Develops an attack plan. 2. Surprises the enemy unit's main body. 3. Initiates the attack using a scheme of maneuver that exploits the enemy's flanks, gaps, and weaknesses. 4. Uses covered and concealed routes to approach the enemy forces' flanks, gaps, or weakly held areas. 5. Employs indirect fire to support the attack. 6. Penetrates enemy defenses. 7. Destroys the equipment and the supplies. 8. Inflicts heavy casualties. 9. Isolates the combat service support (CSS) base by blocking the reinforcements. 10. Forces the enemy units to displace. 11. Avoids being fixed in one position. 12. Withdraws before the CSS base is reinforced with tactical combat forces.

**TASK:** Conduct Sniper Operations (5-OPFOR-0006)

**CONDITION:** The opposing forces (OPFOR) element has assigned snipers (regular or irregular elements) in the enemy's rear area along the main supply route (MSR) and near support sites.

**STANDARD:** The OPFOR element kills or wounds targets. 1. Sets up a well-concealed location. 2. Engages vehicle drivers or personnel on foot with short bursts of semiautomatic fire. 3. Kills or wounds selected targets. 4. Prevents the position from being discovered by enemy forces. 5. Evacuates the area without being spotted. 6. Reports all specified priority intelligence requirements (PIR) and other intelligence requirements to the OPFOR headquarters (HQ).

**TASK:** Conduct Air Attacks (5-OPFOR-0002)

**CONDITION:** The opposing forces (OPFOR) element in the rear area has forwarded the positions of the enemy support sites or the locations of moving elements. The OPFOR aircraft have been dispatched to attack enemy installations or convoys.

**STANDARD:** The OPFOR element attempts to delay, disrupt, or damage the enemy targets by air. 1. Locates the target (support sites or convoys). 2. Makes attack runs on the designated targets. 3. Inflicts heavy damage to the selected target. 4. Sustains no loss of aircraft. 5. Delays moving the force for more than one hour.

**ELEMENTS:** Company Headquarters  
 Equipment Platoon Headquarters  
 Maintenance Platoon Headquarters  
 Company

**TASK:** React to an Ambush (07-3-1112.05-T01A)  
 (FM 7-8) (FM 17-98) (FM 34-2-1)  
 (FM 7-92)

**ITERATION:** 1 2 3 4 5 M (Circle)

**COMMANDER/LEADER ASSESSMENT:** T P U (Circle)

**CONDITIONS:** The element is in a prepared kill zone. The enemy initiates the ambush with a casualty-producing device and a high volume of fire. The unit has guidance provided by the rules of engagement (ROE) and from mission instructions, such as the peace mandate terms of reference, the Status of Forces Agreement (SOFA), and the rules of interaction (ROI). Civilians, government organizations, nongovernmental organizations, private voluntary organizations, and the international press may be present on the battlefield. The presence of civilians can restrict the use of fires and reduce the combat power available to the commander. Some iterations of this task should be performed in MOPP4.

**TASK STANDARDS:** The element reacts immediately to the ambush based on the type (near, far). The platoon disengages the element in the kill zone or forces the enemy to withdraw. The platoon continues follow-on operations. The unit complies with the ROE, mission instruction, and higher headquarters (HQ) and other special orders.

TASK STEPS AND PERFORMANCE MEASURES	GO	NO-GO
<p>NOTE: Leaders ensure that the ROE and the ROI are disseminated to subordinate personnel.</p> <ol style="list-style-type: none"> <li>1. Personnel in the kill zone react to a near ambush (within hand grenade range).                             <ol style="list-style-type: none"> <li>a. Returned fire immediately; assumed covered positions; and threw fragmentation, concussion, and smoke grenades.</li> <li>b. Immediately after the grenades detonated, assaulted individually through the ambush using individual fire and movement</li> </ol> </li> <li>2. Personnel not in the kill zone react to a near ambush.                             <ol style="list-style-type: none"> <li>a. Identified enemy positions.</li> <li>b. Initiated immediate suppressive fires against the enemy.</li> <li>c. Took up covered positions.</li> <li>d. Shifted fires as personnel in the kill zone assaulted through the ambush.</li> </ol> </li> <li>3. Personnel receiving fire in a far ambush (beyond hand grenade range) immediately return fire and take up covered positions.                             <ol style="list-style-type: none"> <li>a. Suppressed or destroyed enemy crew-served weapons first.</li> <li>b. Obscured the enemy position with smoke (M203).</li> <li>c. Sustained suppressive fires and shifted them as the assaulting squads fought through the enemy position.</li> </ol> </li> <li>4. Personnel not receiving fire react to a far ambush.                             <ol style="list-style-type: none"> <li>a. Moved by a covered and concealed route to a vulnerable flank of the enemy's position.</li> <li>b. Assaulted using fire and movement techniques.</li> </ol> </li> <li>5. The element forward observer (FO) calls for and adjusts indirect fires as directed by the element leader.</li> </ol>		

TASK STEPS AND PERFORMANCE MEASURES	GO	NO-GO
a. Used indirect fires to isolate the enemy's position. b. Adjusted fires on any retreating enemy.  * 6. The platoon leader accounts for all personnel and equipment after the enemy has withdrawn. a. Reported the situation to higher HQ. b. Consolidated and reorganized as necessary. c. Continued the mission.		

TASK PERFORMANCE / EVALUATION SUMMARY BLOCK							
ITERATION	1	2	3	4	5	M	TOTAL
TOTAL TASK STEPS EVALUATED							
TOTAL TASK STEPS "GO"							
TRAINING STATUS "GO"/"NO-GO"							

"\*" indicates a leader task step.

**SUPPORTING INDIVIDUAL TASKS: NONE**

**SUPPORTING COLLECTIVE TASKS: NONE**

**OPFOR TASKS AND STANDARDS**

**TASK:** Conduct an Ambush (07-OPFOR-1112)

**CONDITION:** The opposing forces (OPFOR) are operating separately or as part of a larger unit. The OPFOR is ordered to conduct an ambush along the enemy's lines of communications. The OPFOR has designated priority intelligence requirements (PIR) and other intelligence requirements (IR). Light automatic weapons, light mortars, and antiarmor systems are available.

**STANDARD:** 1. The OPFOR emplaces the ambush not later than the time specified in the order. 2. The OPFOR surprises the enemy. 3. The OPFOR engages, fixes, and/or destroys the specified enemy element in the kill zone. OR 4. The OPFOR engages and destroys all of the specified vehicles in the kill zone. 5. The OPFOR withdraws all personnel and equipment from the objective, on order. 6. All specified PIR and IR are obtained from the ambush site.

**TASK:** Surrender to the Capturing Unit on the Battlefield (5-OPFOR-0024)

**CONDITION:** The enemy has captured opposing forces (OPFOR) element's soldiers, documents, and equipment sensitive to the OPFOR tactical operations.

**STANDARD:** The OPFOR soldiers retain or destroy documents and equipment. The OPFOR element surrenders the documents and the equipment of no tactical use to the enemy and attempts to conceal or destroy items of tactical value. The OPFOR element attempts escape and evasion. 1. Prevents the successful capture of the documents and the equipment. 2. Destroys the documents and the equipment. 3. Removes identifying markings from the equipment. 4. Removes unit-identifying insignia. 5. Provides misleading information. 6. Plans an escape. 7. Delays movement to the nearest collection point. 8. Prevents safeguarding of the enemy prisoners of war (EPWs) in order to cause embarrassment to the United States (US).

**TASK:** Disrupt a Route Reconnaissance (5-OPFOR-0021)

**CONDITION:** The enemy is conducting a route reconnaissance. The opposing forces (OPFOR) element is positioned along the enemy's route.

**STANDARD:** The OPFOR element attempts to disrupt a squad/section conducting a route reconnaissance. 1. Prevents the unit from meeting its specified time schedule. 2. Forces the unit to deviate from its specified route. 3. Prevents the unit from reaching its assigned destination. 4. Surprises the squad/section. 5. Inflicts casualties on the unit.

**TASK:** Conduct a Raid (5-OPFOR-0004)

**CONDITION:** The opposing forces (OPFOR) element has occupied an objective rally point and has orders to conduct a raid on a combat service support (CSS) base.

**STANDARD:** The OPFOR element infiltrates the enemy's base and destroys all of the targets. 1. Surprises the enemy forces. 2. Assaults the support base and accomplishes the assigned tasks. 3. Destroys the specified equipment and supplies. 4. Avoids being decisively engaged. 5. Withdraws all personnel from the objective areas within the time prescribed. 6. Obtains all priority intelligence requirements (PIR) from the raid site. 7. Sustains only light casualties from enemy fire.

**TASK:** Conduct an Aerial Reconnaissance (5-OPFOR-0010)

**CONDITION:** The opposing forces (OPFOR) headquarters (HQ) element requires intelligence on the locations and identification of the enemy elements. Aircraft is dispatched to take photographs and make a visual inspection of the enemy rear area.

**STANDARD:** The OPFOR element gathers photograph intelligence of the enemy. 1. Photographs the assigned sectors. 2. Makes quick visual checks where the ceiling is low. 3. Locates enemy positions in the area, particularly support and storage bases, and command and control (C2) facilities. 4. Sustains no loss of aircraft. 5. Reports priority intelligence requirements (PIR) and other information requirements to the OPFOR HQ.

**TASK:** Defeat Obstacles (5-OPFOR-0009)

**CONDITION:** The opposing forces (OPFOR) element encounters an obstacle that blocks the avenue of approach as it advances upon the enemy forces.

**STANDARD:** The OPFOR element bypasses or breaches the enemy obstacle. 1. Detects the obstacle before halting its main body. 2. Defeats the obstacle. a. Bypasses the obstacle without entering the engagement areas. b. Breaches the obstacle within 45 minutes and passes its entire force through the obstacle. 3. Does not incur degradation to the point that the mission must be discontinued.

**TASK:** Conduct an Attack (5-OPFOR-0008)

**CONDITION:** The enemy is conducting tactical operations. The opposing forces (OPFOR) element receives orders to attack the enemy, the area of occupation, or the main supply route (MSR) with smoke.



**STANDARD:** The OPFOR element disrupts the enemy's movement and smoke operations. 1. Determines the delivery method of the smoke attack. 2. Locates the target. 3. Delivers the smoke attack downwind. 4. Attacks the enemy with smoke, and surge attacks when the enemy responds to the smoke.

**TASK:** Disrupt Construction of Vehicle Fighting Positions (5-OPFOR-0020)

**CONDITION:** The opposing forces (OPFOR) element has located the enemy. The priority intelligence requirements (PIR) and other intelligence obtained by OPFOR patrols indicate the enemy is constructing vehicle fighting positions within its defensive area. The OPFOR element has automatic and antiarmor weapons and light mortars.

**STANDARD:** The OPFOR element attempts to disrupt the enemy's efforts to establish vehicle fighting positions. 1. Locates the defensive area. 2. Surprises the main body. 3. Penetrates the defensive area with squad-size probes. 4. Inflicts casualties on the unit. 5. Destroys vehicles. 6. Disrupts the unit's preparations (prevents or delays beyond the unit's allotted time).

**TASK:** Disrupt an Engineer Reconnaissance (5-OPFOR-0022)

**CONDITION:** The enemy is conducting an engineer reconnaissance. The opposing forces (OPFOR) element is positioned along the enemy's route.

**STANDARD:** The OPFOR element disrupts an engineer reconnaissance. 1. Prevents the unit from meeting its specified time schedule. 2. Forces the unit to deviate from its specified route. 3. Prevents the unit from accomplishing its assigned engineer reconnaissance. 4. Surprises the unit conducting the reconnaissance.

**TASK:** Conduct Terrorist and Saboteur Attacks (5-OPFOR-0005)

**CONDITION:** The opposing forces (OPFOR) element dispatches small teams into the enemy's rear area to disrupt combat service support (CSS) operations.

**STANDARD:** The enemy sustains disrupted command and control (C2), destroyed equipment and supplies, and light casualties. 1. Locates rear support bases and C2 facilities. 2. Delays and disrupts CSS operations through probes. 3. Infiltrates CSS bases to conduct sabotage and terrorist activities. 4. Inflicts light casualties. 5. Destroys supplies and equipment.

**TASK:** Defend a Minefield (5-OPFOR-0023)

**CONDITION:** The enemy is conducting a minefield sweeping operation. The opposing forces (OPFOR) element has a minefield placed in the enemy's path. The minefield is under constant observation and fire.

**STANDARD:** The OPFOR element defends a minefield against an enemy element conducting a minefield sweeping operation. 1. Prevents the unit from detecting the obstacle. 2. Disrupts the minefield sweeping operation. 3. Prevents the unit from conducting the minefield sweeping operation, prevents the unit from moving all personnel through the breach, or delays the completion of the minefield sweeping operation for more than 45 minutes.

**TASK:** Maintain Contact (5-OPFOR-0003)

**CONDITION:** The opposing forces (OPFOR) element is engaged with enemy base-defense forces. The enemy forces are withdrawing under pressure.

**STANDARD:** The OPFOR element maintains enemy contact while the enemy withdraws. 1. Engages the enemy forces decisively. 2. Advances the OPFOR as the enemy forces withdraw. 3. Inflicts heavy casualties. 4. Captures the members of the enemy force. 5. Captures documents and equipment. 6. Safeguards the captured documents, the equipment, and the personnel.

**TASK:** Conduct an Ambush (5-OPFOR-0007)

**CONDITION:** The enemy is moving in a convoy. The opposing forces (OPFOR) element is positioned along the enemy's route.

**STANDARD:** The OPFOR element inflicts casualties on the enemy and causes vehicle and equipment damage. 1. Prepares an ambush site before the element arrives. 2. Surprises march element forces. 3. Inflicts heavy casualties within the designated kill zone. 4. Inflicts heavy damage to the vehicles and the equipment within the designated kill zone. 5. Delays the march element from reaching a specified destination for a specified period of time. 6. Withdraws on order. 7. Sustains no casualties. 8. Reports actions to superiors.

**TASK:** Disrupt a Net Control Station (NCS) (5-OPFOR-0019)

**CONDITION:** The enemy has established a NCS. The opposing forces (OPFOR) element has radio and jamming equipment.

**STANDARD:** The OPFOR element attempts to disrupt an NCS. 1. Attempts to locate the radio frequency that the unit is operating on. 2. Attempts to enter the radio net. 3. Attempts to issue "bogus" orders to a unit on the net. 4. Jams the radio frequency and forces the unit to go to an alternate frequency.

**TASK:** Disrupt Defensive Preparations (5-OPFOR-0018)

**CONDITION:** The opposing forces (OPFOR) element has located the enemy. Priority intelligence requirements (PIR) and other intelligence requirements obtained by OPFOR patrols indicate that the enemy elements are establishing defensive positions. The OPFOR element has automatic and antiarmor weapons and light mortars.

**STANDARD:** The OPFOR element disrupts and delays the enemy's defensive preparations. 1. Locates and penetrates the enemy's security system. 2. Forces the enemy to delay defensive preparations. 3. Disrupts the enemy's obstacle preparations.

**TASK:** Disrupt Enemy Movement and Operations Using Tactical Nuclear Weapons (5-OPFOR-0016)

**CONDITION:** The opposing forces (OPFOR) element has located the enemy. Priority intelligence requirements (PIR) and other intelligence requirements have been obtained by OPFOR patrols. Tactical nuclear weapons are employed against key locations in the rear area.

**STANDARD:** The OPFOR element disrupts enemy movement and operations. 1. Disrupts or delays the movement of the enemy's equipment and supplies to the forward areas. 2. Destroys enemy equipment and supplies. 3. Inflicts a high rate of nuclear casualties among the enemy forces. 4. Denies the enemy the use of specified areas. 5. Contaminates the enemy's equipment and supplies.

**TASK:** Disrupt Quartering Party Operations (5-OPFOR-0017)

**CONDITION:** The enemy is conducting quartering party operations. It has established an assembly area (AA) but has not moved in the main body.

**STANDARD:** The opposing forces (OPFOR) element attempts to disrupt quartering party operations and infiltrate the enemy's AA. 1. Locates the quartering party and the AA. 2. Surprises the main body. 3. Penetrates the AA with squad-size probes. 4. Inflicts personnel casualties and vehicle damage. 5. Disrupts the unit's preparations (prevents or delays beyond the unit's allotted time).

**TASK:** Disrupt Enemy Movement and Operations Using Persistent and Nonpersistent Chemical Weapons (5-OPFOR-0015)

**CONDITION:** The opposing forces (OPFOR) element has located the enemy. Priority intelligence requirements (PIR) and other intelligence requirements have been obtained by OPFOR patrols. The OPFOR units deliver chemical agents, by means of conventional artillery weapons or aircraft, along selected supply routes and key bases in the rear area.

**STANDARD:** The OPFOR element disrupts enemy movement and operations using persistent and nonpersistent chemical weapons. 1. Delivers chemical agents in low and densely wooded areas. 2. Delays the movement of enemy supplies and equipment to the forward areas. 3. Restricts the movement of the enemy units in the rear area. 4. Channels the movement of enemy units into predesignated ambush areas. 5. Contaminates enemy supplies and equipment. 6. Inflicts a high rate of casualties on enemy forces.

**TASK:** Disrupt Movement (5-OPFOR-0014)

**CONDITION:** The enemy is expected to move through the opposing forces (OPFOR) element's area of operations. The OPFOR element has received an operation order (OPORD) or fragmentary order (FRAGO) to disrupt enemy movement. The enemy has the capability to defend with direct fire and antiarmor weapons.

**STANDARD:** The OPFOR element delays enemy movement. 1. Delays the element. 2. Forces the element to deviate from its route. 3. Prevents the element from reaching its destination. 4. Surprises the element's main body.

**TASK:** Counter Passage of Lines (5-OPFOR-0012)

**CONDITION:** Enemy forces are in defensive positions, but they are expected to attempt passage-of-lines operations. The opposing forces (OPFOR) received orders to disrupt enemy passage-of-lines operations.

**STANDARD:** The OPFOR element delays or prevents enemy passage of lines. 1. Delays the passage. 2. Prevents the company from moving all personnel through the stationary unit. 3. Engages the main body of either the moving or the stationary unit.

**TASK:** Disrupt Assembly Area (AA) Activities (5-OPFOR-0013)

**CONDITION:** Intelligence reports indicate that platoon- and company-size enemy units are operating in the opposing forces (OPFOR) area of operations. Enemy units can defend from AAs with direct fire, antiarmor weapons, and indirect fire. The enemy has close air support (CAS) and nuclear, biological, and chemical (NBC) capabilities.

**STANDARD:** The OPFOR element locates and disrupts the enemy's AA activities. 1. Locates the element's AA. 2. Probes the AA with squad- or team-size elements. 3. Inflicts more than 5 percent casualties on the element. 4. Disrupts the element's preparations (prevents or delays beyond the element's allotted time).

**TASK:** Attack (5-OPFOR-0001)

**CONDITION:** The opposing forces (OPFOR) element has located the enemy. The priority intelligence requirements (PIR) and the other intelligence requirements have been obtained by OPFOR patrols. The OPFOR element has automatic and antiarmor weapons and light mortars.

**STANDARD:** The OPFOR element attempts to seize the terrain, the vehicles, or the equipment. 1. Develops an attack plan. 2. Surprises the enemy unit's main body. 3. Initiates the attack using a scheme of maneuver that exploits the enemy's flanks, gaps, and weaknesses. 4. Uses covered and concealed routes to approach the enemy forces' flanks, gaps, or weakly held areas. 5. Employs indirect fire to support the attack. 6. Penetrates enemy defenses. 7. Destroys the equipment and the supplies. 8. Inflicts heavy casualties. 9. Isolates the combat service support (CSS) base by blocking the reinforcements. 10. Forces the enemy units to displace. 11. Avoids being fixed in one position. 12. Withdraws before the CSS base is reinforced with tactical combat forces.

**TASK:** Conduct Sniper Operations (5-OPFOR-0006)

**CONDITION:** The opposing forces (OPFOR) element has assigned snipers (regular or irregular elements) in the enemy's rear area along the main supply route (MSR) and near support sites.

**STANDARD:** The OPFOR element kills or wounds targets. 1. Sets up a well-concealed location. 2. Engages vehicle drivers or personnel on foot with short bursts of semiautomatic fire. 3. Kills or wounds selected targets. 4. Prevents the position from being discovered by enemy forces. 5. Evacuates the area without being spotted. 6. Reports all specified priority intelligence requirements (PIR) and other intelligence requirements to the OPFOR headquarters (HQ).

**TASK:** Conduct Air Attacks (5-OPFOR-0002)

**CONDITION:** The opposing forces (OPFOR) element in the rear area has forwarded the positions of the enemy support sites or the locations of moving elements. The OPFOR aircraft have been dispatched to attack enemy installations or convoys.

**STANDARD:** The OPFOR element attempts to delay, disrupt, or damage the enemy targets by air. 1. Locates the target (support sites or convoys). 2. Makes attack runs on the designated targets. 3. Inflicts heavy damage to the selected target. 4. Sustains no loss of aircraft. 5. Delays moving the force for more than one hour.

- ELEMENTS:** Command Section  
 Company Headquarters  
 Communication Section  
 Treatment Team  
 Ambulance Team  
 Combat Medical Section  
 Equipment Platoon Headquarters  
 Construction Equipment Section  
 Asphalt and Concrete Section  
 Dump Truck Section  
 Maintenance Platoon Headquarters  
 Direct Support Maintenance Section  
 Direct Support Maintenance Supply Section  
 Company Maintenance Section  
 Company

**TASK:** Conduct a Tactical Road March (07-3-1123.05-T01A)  
 (FM 7-10) (FM 7-8)

**ITERATION:** 1 2 3 4 5 M (Circle)

**COMMANDER/LEADER ASSESSMENT:** T P U (Circle)

**CONDITIONS:** The element is ordered to conduct a tactical road march. Digital units have performed functionality checks, and systems are operational. The enemy (no larger than a squad or platoon size) can assault mounted or dismounted and employ indirect fires or air support. Some iterations of this task should be performed in MOPP4.

**TASK STANDARDS:** The element crosses the start point (SP), follows the prescribed route without deviation (unless required otherwise by enemy action or at the direction of higher headquarters [HQ]), and crosses the release point (RP), all as specified in the order. Digital units send and receive reports using frequency-modulated (FM) or digital means. The time required to perform this task is increased when conducting it in mission-oriented protection posture (MOPP) 4.

TASK STEPS AND PERFORMANCE MEASURES	GO	NO-GO
<ul style="list-style-type: none"> <li>* 1. The element leader issues a warning order (WO) to subordinate leaders.                             <ul style="list-style-type: none"> <li>a. Included enough information for subordinate elements to prepare for the mission.</li> <li>b. Gave the WO immediately after being alerted for the mission.</li> <li>c. Included movement instructions if the movement was to be initiated before the operation order (OPORD) was issued.</li> <li>d. Addressed items not covered in the unit's standing operating procedure (SOP).</li> <li>e. Specified the time and location to issue the OPORD.</li> </ul> </li> <li>* 2. The element leader completes the plan and issues the march order.                             <ul style="list-style-type: none"> <li>a. Provided a statement of the enemy situation, weather, and visibility conditions.</li> <li>b. Identified the route, the SP, the RP, critical points, and other control points.</li> <li>c. Provided the order of movement, the order of march, the march rate, and the distance to maintain between units.</li> <li>d. Established security tasks for subordinate elements, to include all-around security and air guard coverage for the entire element.</li> <li>e. Addressed contingencies for actions on enemy contact.</li> </ul> </li> </ul>		

TASK STEPS AND PERFORMANCE MEASURES	GO	NO-GO
<p>NOTE: Plans must include the reaction to an enemy ambush; indirect fire; air attack; nuclear, biological, and chemical (NBC) attack; and sniper fires.</p> <ul style="list-style-type: none"> <li>f. Provided the soldiers with load guides.</li> <li>g. Ensured that subordinate leaders briefed their plans.</li> </ul> <p>3. The element conducts the necessary resupply of water, rations, ammunition, batteries, and special-issue items.</p> <ul style="list-style-type: none"> <li>a. Inspected personnel and vehicles for the proper load and equipment and their readiness to move.</li> <li>b. Completed a communications check using digital and frequency modulated (FM) radios to report the element's readiness to move.</li> </ul> <p>4. The element conducts the road movement.</p> <ul style="list-style-type: none"> <li>a. Crossed the SP at the designated time.</li> <li>b. Maintained personnel and vehicle intervals and the march rate specified in the order or the unit's SOP.</li> <li>c. Followed the prescribed route.</li> </ul> <p>5. The element maintains local security throughout the movement.</p> <ul style="list-style-type: none"> <li>a. Maintained all-around observation at all times, to include air guards.</li> <li>b. Oriented as directed, to establish local security.</li> </ul> <p>6. The unit reports and reacts to enemy contact using the Digital Reconnaissance System (DRS).</p> <ul style="list-style-type: none"> <li>a. Reported and reacted according to directions in the OPORD.</li> <li>b. Reported and reacted according to the unit's SOP.</li> </ul> <p>7. The unit halts.</p> <ul style="list-style-type: none"> <li>a. Conducted the halt at regular intervals according to the unit's SOP (as the tactical situation permitted) to rest the troops, adjust and redistribute the equipment, and perform foot hygiene.</li> <li>b. Positioned the element to provide all-around security.</li> <li>c. Reported all halts to the next higher HQ using the digital reporting procedures on the mobile subscriber radiotelephone terminal (MSRT).</li> <li>d. Positioned vehicles in a herringbone formation.</li> <li>e. Dismounted personnel to provide local security.</li> <li>f. Checked the condition of the personnel and equipment.</li> <li>g. Coordinated with the adjacent unit.</li> <li>h. Reported status to higher HQ using the digital reporting procedures on the MSRT.</li> </ul> <p>* 8. The leader controls the unit.</p> <ul style="list-style-type: none"> <li>a. Used visual, messenger, digital, or radio signals for control throughout the movement.</li> <li>b. Reported control measures as directed by the SOP or the order using the DRS.</li> <li>c. Used control measures from the order, modified as needed.</li> </ul> <p>9. The element arrives at the RP at the time specified in the order.</p> <ul style="list-style-type: none"> <li>a. Met the quartering-party guide, if one was designated.</li> <li>b. Passed through the RP without halting.</li> <li>c. Reported the crossing to higher HQ using the digital reporting procedures on the MSRT.</li> </ul>		

TASK PERFORMANCE / EVALUATION SUMMARY BLOCK							
ITERATION	1	2	3	4	5	M	TOTAL
TOTAL TASK STEPS EVALUATED							
TOTAL TASK STEPS "GO"							
TRAINING STATUS "GO"/"NO-GO"							

"\*" indicates a leader task step.

### SUPPORTING INDIVIDUAL TASKS

Task Number	Task Title	References
052-191-1501	Perform Individual Camouflage	STP 21-1-SMCT
071-329-1000	Identify Topographic Symbols on a Military Map	STP 21-1-SMCT
071-329-1001	Identify Terrain Features on a Map	STP 21-1-SMCT
071-329-1002	Determine the Grid Coordinates of a Point on a Military Map	STP 21-1-SMCT
071-329-1003	Determine a Magnetic Azimuth Using a Lensatic Compass	STP 21-1-SMCT
071-329-1005	Determine a Location on the Ground by Terrain Association	STP 21-1-SMCT
071-329-1008	Measure Distance on a Map	STP 21-1-SMCT
071-329-1012	Orient a Map to the Ground by Map Terrain Association	STP 21-1-SMCT
071-329-1018	Determine Direction Without a Compass	STP 21-1-SMCT
071-331-0804	Perform Surveillance Without the Aid of Electronic Devices	STP 21-1-SMCT
071-331-0815	Practice Noise, Light, and Litter Discipline	STP 21-1-SMCT
113-571-1022	Perform Voice Communications	STP 21-1-SMCT
121-030-3534	Report Casualties	STP 21-24-SMCT
301-348-1050	Report Information of Potential Intelligence Value	STP 21-1-SMCT
551-721-1359	Drive Vehicle in a Convoy	STP 21-1-SMCT
551-721-1363	Drive Vehicle With or Without Trailer/Semitrailer in Blackout Conditions	STP 21-1-SMCT
551-721-1408	Implement Defensive Procedures when Under Enemy Attack or Ambush in a Truck Convoy	STP 21-1-SMCT

**SUPPORTING COLLECTIVE TASKS: NONE**

### OPFOR TASKS AND STANDARDS

**TASK:** Surrender to the Capturing Unit on the Battlefield (5-OPFOR-0024)

**CONDITION:** The enemy has captured opposing forces (OPFOR) element's soldiers, documents, and equipment sensitive to the OPFOR tactical operations.

**STANDARD:** The OPFOR soldiers retain or destroy documents and equipment. The OPFOR element surrenders the documents and the equipment of no tactical use to the enemy and attempts to conceal or destroy items of tactical value. The OPFOR element attempts escape and evasion. 1. Prevents the successful capture of the documents and the equipment. 2. Destroys the documents and the equipment. 3. Removes identifying markings from the equipment. 4. Removes unit-identifying insignia. 5. Provides misleading information. 6. Plans an escape. 7. Delays movement to the nearest collection point. 8. Prevents safeguarding of the enemy prisoners of war (EPWs) in order to cause embarrassment to the United States (US).

**TASK:** Disrupt Movement (5-OPFOR-0014)

**CONDITION:** The enemy is expected to move through the opposing forces (OPFOR) element's area of operations. The OPFOR element has received an operation order (OPORD) or fragmentary order (FRAGO) to disrupt enemy movement. The enemy has the capability to defend with direct fire and antiarmor weapons.

**STANDARD:** The OPFOR element delays enemy movement. 1. Delays the element. 2. Forces the element to deviate from its route. 3. Prevents the element from reaching its destination. 4. Surprises the element's main body.

**TASK:** Disrupt a Route Reconnaissance (5-OPFOR-0021)

**CONDITION:** The enemy is conducting a route reconnaissance. The opposing forces (OPFOR) element is positioned along the enemy's route.

**STANDARD:** The OPFOR element attempts to disrupt a squad/section conducting a route reconnaissance. 1. Prevents the unit from meeting its specified time schedule. 2. Forces the unit to deviate from its specified route. 3. Prevents the unit from reaching its assigned destination. 4. Surprises the squad/section. 5. Inflicts casualties on the unit.

**TASK:** Conduct a Raid (5-OPFOR-0004)

**CONDITION:** The opposing forces (OPFOR) element has occupied an objective rally point and has orders to conduct a raid on a combat service support (CSS) base.

**STANDARD:** The OPFOR element infiltrates the enemy's base and destroys all of the targets. 1. Surprises the enemy forces. 2. Assaults the support base and accomplishes the assigned tasks. 3. Destroys the specified equipment and supplies. 4. Avoids being decisively engaged. 5. Withdraws all personnel from the objective areas within the time prescribed. 6. Obtains all priority intelligence requirements (PIR) from the raid site. 7. Sustains only light casualties from enemy fire.

**TASK:** Conduct an Aerial Reconnaissance (5-OPFOR-0010)

**CONDITION:** The opposing forces (OPFOR) headquarters (HQ) element requires intelligence on the locations and identification of the enemy elements. Aircraft is dispatched to take photographs and make a visual inspection of the enemy rear area.

**STANDARD:** The OPFOR element gathers photograph intelligence of the enemy. 1. Photographs the assigned sectors. 2. Makes quick visual checks where the ceiling is low. 3. Locates enemy positions in the area, particularly support and storage bases, and command and control (C2) facilities. 4. Sustains no loss of aircraft. 5. Reports priority intelligence requirements (PIR) and other information requirements to the OPFOR HQ.

**TASK:** Defeat Obstacles (5-OPFOR-0009)



**CONDITION:** The opposing forces (OPFOR) element encounters an obstacle that blocks the avenue of approach as it advances upon the enemy forces.

**STANDARD:** The OPFOR element bypasses or breaches the enemy obstacle. 1. Detects the obstacle before halting its main body. 2. Defeats the obstacle. a. Bypasses the obstacle without entering the engagement areas. b. Breaches the obstacle within 45 minutes and passes its entire force through the obstacle. 3. Does not incur degradation to the point that the mission must be discontinued.

**TASK:** Conduct an Attack (5-OPFOR-0008)

**CONDITION:** The enemy is conducting tactical operations. The opposing forces (OPFOR) element receives orders to attack the enemy, the area of occupation, or the main supply route (MSR) with smoke.

**STANDARD:** The OPFOR element disrupts the enemy's movement and smoke operations. 1. Determines the delivery method of the smoke attack. 2. Locates the target. 3. Delivers the smoke attack downwind. 4. Attacks the enemy with smoke, and surge attacks when the enemy responds to the smoke.

**TASK:** Disrupt Construction of Vehicle Fighting Positions (5-OPFOR-0020)

**CONDITION:** The opposing forces (OPFOR) element has located the enemy. The priority intelligence requirements (PIR) and other intelligence obtained by OPFOR patrols indicate the enemy is constructing vehicle fighting positions within its defensive area. The OPFOR element has automatic and antiarmor weapons and light mortars.

**STANDARD:** The OPFOR element attempts to disrupt the enemy's efforts to establish vehicle fighting positions. 1. Locates the defensive area. 2. Surprises the main body. 3. Penetrates the defensive area with squad-size probes. 4. Inflicts casualties on the unit. 5. Destroys vehicles. 6. Disrupts the unit's preparations (prevents or delays beyond the unit's allotted time).

**TASK:** Disrupt an Engineer Reconnaissance (5-OPFOR-0022)

**CONDITION:** The enemy is conducting an engineer reconnaissance. The opposing forces (OPFOR) element is positioned along the enemy's route.

**STANDARD:** The OPFOR element disrupts an engineer reconnaissance. 1. Prevents the unit from meeting its specified time schedule. 2. Forces the unit to deviate from its specified route. 3. Prevents the unit from accomplishing its assigned engineer reconnaissance. 4. Surprises the unit conducting the reconnaissance.

**TASK:** Conduct Terrorist and Saboteur Attacks (5-OPFOR-0005)

**CONDITION:** The opposing forces (OPFOR) element dispatches small teams into the enemy's rear area to disrupt combat service support (CSS) operations.

**STANDARD:** The enemy sustains disrupted command and control (C2), destroyed equipment and supplies, and light casualties. 1. Locates rear support bases and C2 facilities. 2. Delays and disrupts CSS operations through probes. 3. Infiltrates CSS bases to conduct sabotage and terrorist activities. 4. Inflicts light casualties. 5. Destroys supplies and equipment.

**TASK:** Defend a Minefield (5-OPFOR-0023)

**CONDITION:** The enemy is conducting a minefield sweeping operation. The opposing forces (OPFOR) element has a minefield placed in the enemy's path. The minefield is under constant observation and fire.

**STANDARD:** The OPFOR element defends a minefield against an enemy element conducting a minefield sweeping operation. 1. Prevents the unit from detecting the obstacle. 2. Disrupts the minefield sweeping operation. 3. Prevents the unit from conducting the minefield sweeping operation, prevents the unit from moving all personnel through the breach, or delays the completion of the minefield sweeping operation for more than 45 minutes.

**TASK:** Maintain Contact (5-OPFOR-0003)

**CONDITION:** The opposing forces (OPFOR) element is engaged with enemy base-defense forces. The enemy forces are withdrawing under pressure.

**STANDARD:** The OPFOR element maintains enemy contact while the enemy withdraws. 1. Engages the enemy forces decisively. 2. Advances the OPFOR as the enemy forces withdraw. 3. Inflicts heavy casualties. 4. Captures the members of the enemy force. 5. Captures documents and equipment. 6. Safeguards the captured documents, the equipment, and the personnel.

**TASK:** Conduct an Ambush (5-OPFOR-0007)

**CONDITION:** The enemy is moving in a convoy. The opposing forces (OPFOR) element is positioned along the enemy's route.

**STANDARD:** The OPFOR element inflicts casualties on the enemy and causes vehicle and equipment damage. 1. Prepares an ambush site before the element arrives. 2. Surprises march element forces. 3. Inflicts heavy casualties within the designated kill zone. 4. Inflicts heavy damage to the vehicles and the equipment within the designated kill zone. 5. Delays the march element from reaching a specified destination for a specified period of time. 6. Withdraws on order. 7. Sustains no casualties. 8. Reports actions to superiors.

**TASK:** Disrupt a Net Control Station (NCS) (5-OPFOR-0019)

**CONDITION:** The enemy has established a NCS. The opposing forces (OPFOR) element has radio and jamming equipment.

**STANDARD:** The OPFOR element attempts to disrupt an NCS. 1. Attempts to locate the radio frequency that the unit is operating on. 2. Attempts to enter the radio net. 3. Attempts to issue "bogus" orders to a unit on the net. 4. Jams the radio frequency and forces the unit to go to an alternate frequency.

**TASK:** Disrupt Defensive Preparations (5-OPFOR-0018)

**CONDITION:** The opposing forces (OPFOR) element has located the enemy. Priority intelligence requirements (PIR) and other intelligence requirements obtained by OPFOR patrols indicate that the enemy elements are establishing defensive positions. The OPFOR element has automatic and antiarmor weapons and light mortars.

**STANDARD:** The OPFOR element disrupts and delays the enemy's defensive preparations. 1. Locates and penetrates the enemy's security system. 2. Forces the enemy to delay defensive preparations. 3. Disrupts the enemy's obstacle preparations.

**TASK:** Disrupt Enemy Movement and Operations Using Tactical Nuclear Weapons (5-OPFOR-0016)

**CONDITION:** The opposing forces (OPFOR) element has located the enemy. Priority intelligence requirements (PIR) and other intelligence requirements have been obtained by OPFOR patrols. Tactical nuclear weapons are employed against key locations in the rear area.

**STANDARD:** The OPFOR element disrupts enemy movement and operations. 1. Disrupts or delays the movement of the enemy's equipment and supplies to the forward areas. 2. Destroys enemy equipment and supplies. 3. Inflicts a high rate of nuclear casualties among the enemy forces. 4. Denies the enemy the use of specified areas. 5. Contaminates the enemy's equipment and supplies.

**TASK:** Disrupt Quarters Party Operations (5-OPFOR-0017)

**CONDITION:** The enemy is conducting quartering party operations. It has established an assembly area (AA) but has not moved in the main body.

**STANDARD:** The opposing forces (OPFOR) element attempts to disrupt quartering party operations and infiltrate the enemy's AA. 1. Locates the quartering party and the AA. 2. Surprises the main body. 3. Penetrates the AA with squad-size probes. 4. Inflicts personnel casualties and vehicle damage. 5. Disrupts the unit's preparations (prevents or delays beyond the unit's allotted time).

**TASK:** Disrupt Enemy Movement and Operations Using Persistent and Nonpersistent Chemical Weapons (5-OPFOR-0015)

**CONDITION:** The opposing forces (OPFOR) element has located the enemy. Priority intelligence requirements (PIR) and other intelligence requirements have been obtained by OPFOR patrols. The OPFOR units deliver chemical agents, by means of conventional artillery weapons or aircraft, along selected supply routes and key bases in the rear area.

**STANDARD:** The OPFOR element disrupts enemy movement and operations using persistent and nonpersistent chemical weapons. 1. Delivers chemical agents in low and densely wooded areas. 2. Delays the movement of enemy supplies and equipment to the forward areas. 3. Restricts the movement of the enemy units in the rear area. 4. Channels the movement of enemy units into predesignated ambush areas. 5. Contaminates enemy supplies and equipment. 6. Inflicts a high rate of casualties on enemy forces.

**TASK:** Disrupt Assembly Area (AA) Activities (5-OPFOR-0013)

**CONDITION:** Intelligence reports indicate that platoon- and company-size enemy units are operating in the opposing forces (OPFOR) area of operations. Enemy units can defend from AAs with direct fire, antiarmor weapons, and indirect fire. The enemy has close air support (CAS) and nuclear, biological, and chemical (NBC) capabilities.

**STANDARD:** The OPFOR element locates and disrupts the enemy's AA activities. 1. Locates the element's AA. 2. Probes the AA with squad- or team-size elements. 3. Inflicts more than 5 percent casualties on the element. 4. Disrupts the element's preparations (prevents or delays beyond the element's allotted time).

**TASK:** Counter Passage of Lines (5-OPFOR-0012)

**CONDITION:** Enemy forces are in defensive positions, but they are expected to attempt passage-of-lines operations. The opposing forces (OPFOR) received orders to disrupt enemy passage-of-lines operations.

**STANDARD:** The OPFOR element delays or prevents enemy passage of lines. 1. Delays the passage. 2. Prevents the company from moving all personnel through the stationary unit. 3. Engages the main body of either the moving or the stationary unit.

**TASK:** Attack (5-OPFOR-0001)

**CONDITION:** The opposing forces (OPFOR) element has located the enemy. The priority intelligence requirements (PIR) and the other intelligence requirements have been obtained by OPFOR patrols. The OPFOR element has automatic and antiarmor weapons and light mortars.

**STANDARD:** The OPFOR element attempts to seize the terrain, the vehicles, or the equipment. 1. Develops an attack plan. 2. Surprises the enemy unit's main body. 3. Initiates the attack using a scheme of maneuver that exploits the enemy's flanks, gaps, and weaknesses. 4. Uses covered and concealed routes to approach the enemy forces' flanks, gaps, or weakly held areas. 5. Employs indirect fire to support the attack. 6. Penetrates enemy defenses. 7. Destroys the equipment and the supplies. 8. Inflicts heavy casualties. 9. Isolates the combat service support (CSS) base by blocking the reinforcements. 10. Forces the enemy units to displace. 11. Avoids being fixed in one position. 12. Withdraws before the CSS base is reinforced with tactical combat forces.

**TASK:** Conduct Sniper Operations (5-OPFOR-0006)

**CONDITION:** The opposing forces (OPFOR) element has assigned snipers (regular or irregular elements) in the enemy's rear area along the main supply route (MSR) and near support sites.

**STANDARD:** The OPFOR element kills or wounds targets. 1. Sets up a well-concealed location. 2. Engages vehicle drivers or personnel on foot with short bursts of semiautomatic fire. 3. Kills or wounds selected targets. 4. Prevents the position from being discovered by enemy forces. 5. Evacuates the area without being spotted. 6. Reports all specified priority intelligence requirements (PIR) and other intelligence requirements to the OPFOR headquarters (HQ).

**TASK:** Conduct Air Attacks (5-OPFOR-0002)

**CONDITION:** The opposing forces (OPFOR) element in the rear area has forwarded the positions of the enemy support sites or the locations of moving elements. The OPFOR aircraft have been dispatched to attack enemy installations or convoys.

**STANDARD:** The OPFOR element attempts to delay, disrupt, or damage the enemy targets by air. 1. Locates the target (support sites or convoys). 2. Makes attack runs on the designated targets. 3. Inflicts heavy damage to the selected target. 4. Sustains no loss of aircraft. 5. Delays moving the force for more than one hour.

**ELEMENTS:** Company Headquarters  
 Equipment Platoon Headquarters  
 Construction Equipment Section  
 Company

**TASK:** Conduct Actions at Danger Areas (07-3-1135.05-T01A)  
 (FM 7-8) (ARTEP 7-8-DRILL) (FM 7-7J)

**ITERATION:** 1 2 3 4 5 M (Circle)  
**COMMANDER/LEADER ASSESSMENT:** T P U (Circle)

**CONDITIONS:** The platoon is part of a larger force moving dismounted and encounters a danger area that cannot be bypassed. The platoon must provide its own security. Rules of engagement (ROE) have been published. Some iterations of this task should be performed in MOPP4.

**TASK STANDARDS:** The platoon prevents the enemy from surprising the main body. The platoon moves all personnel and equipment across the danger area. The platoon prevents decisive engagement by the enemy. The United States (US) forces comply with the ROE. The time required to perform this task is increased when conducting it in mission-oriented protection posture (MOPP) 4.

TASK STEPS AND PERFORMANCE MEASURES	GO	NO-GO
<ul style="list-style-type: none"> <li>* 1. The platoon leader directs the platoon to take action on encountering a danger area.                             <ul style="list-style-type: none"> <li>a. Ensured that the point man signaled "danger area" and it was relayed throughout the platoon.</li> <li>b. Halted the platoon and maintained local security.</li> <li>c. Moved forward to the point man and confirmed the danger area.</li> </ul> </li> <li>* 2. The platoon leader directs the lead squad to reconnoiter the danger area and makes an estimate based on information received.                             <ul style="list-style-type: none"> <li>a. Directed the route for the platoon, if the danger area could be bypassed.</li> <li>b. Controlled the crossing of the danger area with minimum time spent in or near the danger area.                                     <ul style="list-style-type: none"> <li>(1) Informed all squad leaders of the situation.</li> <li>(2) Designated the near- and farside rally points.</li> <li>(3) Directed the positioning of the nearside security team.</li> <li>(4) Selected a crossing point that provided cover and concealment.</li> <li>(5) Assigned the farside security team.</li> </ul> </li> </ul> </li> <li>* 3. The platoon leader selects the farside clearing method based on observable terrain. The secured area must be large enough to allow full deployment of the remainder of the platoon.</li> <li>4. The nearside security team provides security.                             <ul style="list-style-type: none"> <li>a. Observed to the flanks.</li> <li>b. Overwatched the crossing of the farside security team.</li> <li>c. Warned of enemy approach before the main body was engaged.</li> </ul> </li> <li>5. The farside team reconnoiters the farside.                             <ul style="list-style-type: none"> <li>a. Crossed the danger area once the nearside security team was in place.</li> <li>b. Reconnoiters the farside and ensured that any terrain (small hills, folds, streambeds) that might have concealed enemy positions was clear of the enemy.</li> <li>c. Established an observation post (OP) forward of the cleared area.</li> </ul> </li> </ul>		

TASK STEPS AND PERFORMANCE MEASURES	GO	NO-GO
d. Signaled to the squad leader that the area was clear; the message was relayed to the platoon leader.  6. The platoon crosses the danger area. a. Used the method designated by the platoon leader: line (all at once), wedge (file), small groups, or individually. b. Used nearside security to overwatch the platoon's crossing. c. Crossed the danger area quickly and quietly. d. If contact was made, executed Battle Drill 2, React to Contact (Army Training and Evaluation Program [ARTEP] 7-8-DRILL). e. Established local security once across the danger area. f. Completed the crossing with the nearside security team crossing the danger area and regaining its positions in the formation.  7. The platoon continues the mission. a. Accounted for all members. b. Resumed tactical movement. c. Maintained the proper formation and personnel intervals.		

TASK PERFORMANCE / EVALUATION SUMMARY BLOCK							
ITERATION	1	2	3	4	5	M	TOTAL
TOTAL TASK STEPS EVALUATED							
TOTAL TASK STEPS "GO"							
TRAINING STATUS "GO"/"NO-GO"							

"\*" indicates a leader task step.

**SUPPORTING INDIVIDUAL TASKS: NONE**

**SUPPORTING COLLECTIVE TASKS: NONE**

**OPFOR TASKS AND STANDARDS**

**TASK:** Defend a Danger Area (07-OPFOR-1135)

**CONDITION:** The enemy is crossing an open area, road or trail, minefield, stream, or wire obstacle or he is passing a friendly position or village. The danger area is observed and covered by friendly fires.

**STANDARD:** The unit detects the crossing/passing decisively engages the enemy while he is in the danger area. The unit destroys or forces the enemy to withdraw. NOTE: During training exercises, the commander/leader can select the size of the OPFOR element his unit will face based on his unit's tactical proficiency.

**TASK:** Surrender to the Capturing Unit on the Battlefield (5-OPFOR-0024)

**CONDITION:** The enemy has captured opposing forces (OPFOR) element's soldiers, documents, and equipment sensitive to the OPFOR tactical operations.

**STANDARD:** The OPFOR soldiers retain or destroy documents and equipment. The OPFOR element surrenders the documents and the equipment of no tactical use to the enemy and attempts to conceal or destroy items of tactical value. The OPFOR element attempts escape and evasion. 1. Prevents the successful capture of the documents and the equipment. 2. Destroys the documents and the equipment. 3. Removes identifying markings from the equipment. 4. Removes unit-identifying insignia. 5. Provides misleading information. 6. Plans an escape. 7. Delays movement to the nearest collection point. 8. Prevents safeguarding of the enemy prisoners of war (EPWs) in order to cause embarrassment to the United States (US).

**TASK:** Disrupt a Route Reconnaissance (5-OPFOR-0021)

**CONDITION:** The enemy is conducting a route reconnaissance. The opposing forces (OPFOR) element is positioned along the enemy's route.

**STANDARD:** The OPFOR element attempts to disrupt a squad/section conducting a route reconnaissance. 1. Prevents the unit from meeting its specified time schedule. 2. Forces the unit to deviate from its specified route. 3. Prevents the unit from reaching its assigned destination. 4. Surprises the squad/section. 5. Inflicts casualties on the unit.

**TASK:** Conduct a Raid (5-OPFOR-0004)

**CONDITION:** The opposing forces (OPFOR) element has occupied an objective rally point and has orders to conduct a raid on a combat service support (CSS) base.

**STANDARD:** The OPFOR element infiltrates the enemy's base and destroys all of the targets. 1. Surprises the enemy forces. 2. Assaults the support base and accomplishes the assigned tasks. 3. Destroys the specified equipment and supplies. 4. Avoids being decisively engaged. 5. Withdraws all personnel from the objective areas within the time prescribed. 6. Obtains all priority intelligence requirements (PIR) from the raid site. 7. Sustains only light casualties from enemy fire.

**TASK:** Conduct an Aerial Reconnaissance (5-OPFOR-0010)

**CONDITION:** The opposing forces (OPFOR) headquarters (HQ) element requires intelligence on the locations and identification of the enemy elements. Aircraft is dispatched to take photographs and make a visual inspection of the enemy rear area.

**STANDARD:** The OPFOR element gathers photograph intelligence of the enemy. 1. Photographs the assigned sectors. 2. Makes quick visual checks where the ceiling is low. 3. Locates enemy positions in the area, particularly support and storage bases, and command and control (C2) facilities. 4. Sustains no loss of aircraft. 5. Reports priority intelligence requirements (PIR) and other information requirements to the OPFOR HQ.

**TASK:** Defeat Obstacles (5-OPFOR-0009)

**CONDITION:** The opposing forces (OPFOR) element encounters an obstacle that blocks the avenue of approach as it advances upon the enemy forces.

**STANDARD:** The OPFOR element bypasses or breaches the enemy obstacle. 1. Detects the obstacle before halting its main body. 2. Defeats the obstacle. a. Bypasses the obstacle without entering the engagement areas. b. Breaches the obstacle within 45 minutes and passes its entire force through the obstacle. 3. Does not incur degradation to the point that the mission must be discontinued.

**TASK:** Conduct an Attack (5-OPFOR-0008)

**CONDITION:** The enemy is conducting tactical operations. The opposing forces (OPFOR) element receives orders to attack the enemy, the area of occupation, or the main supply route (MSR) with smoke.

**STANDARD:** The OPFOR element disrupts the enemy's movement and smoke operations. 1. Determines the delivery method of the smoke attack. 2. Locates the target. 3. Delivers the smoke attack downwind. 4. Attacks the enemy with smoke, and surge attacks when the enemy responds to the smoke.

**TASK:** Disrupt Construction of Vehicle Fighting Positions (5-OPFOR-0020)

**CONDITION:** The opposing forces (OPFOR) element has located the enemy. The priority intelligence requirements (PIR) and other intelligence obtained by OPFOR patrols indicate the enemy is constructing vehicle fighting positions within its defensive area. The OPFOR element has automatic and antiarmor weapons and light mortars.

**STANDARD:** The OPFOR element attempts to disrupt the enemy's efforts to establish vehicle fighting positions. 1. Locates the defensive area. 2. Surprises the main body. 3. Penetrates the defensive area with squad-size probes. 4. Inflicts casualties on the unit. 5. Destroys vehicles. 6. Disrupts the unit's preparations (prevents or delays beyond the unit's allotted time).

**TASK:** Disrupt an Engineer Reconnaissance (5-OPFOR-0022)

**CONDITION:** The enemy is conducting an engineer reconnaissance. The opposing forces (OPFOR) element is positioned along the enemy's route.

**STANDARD:** The OPFOR element disrupts an engineer reconnaissance. 1. Prevents the unit from meeting its specified time schedule. 2. Forces the unit to deviate from its specified route. 3. Prevents the unit from accomplishing its assigned engineer reconnaissance. 4. Surprises the unit conducting the reconnaissance.

**TASK:** Conduct Terrorist and Saboteur Attacks (5-OPFOR-0005)

**CONDITION:** The opposing forces (OPFOR) element dispatches small teams into the enemy's rear area to disrupt combat service support (CSS) operations.

**STANDARD:** The enemy sustains disrupted command and control (C2), destroyed equipment and supplies, and light casualties. 1. Locates rear support bases and C2 facilities. 2. Delays and disrupts CSS operations through probes. 3. Infiltrates CSS bases to conduct sabotage and terrorist activities. 4. Inflicts light casualties. 5. Destroys supplies and equipment.

**TASK:** Defend a Minefield (5-OPFOR-0023)

**CONDITION:** The enemy is conducting a minefield sweeping operation. The opposing forces (OPFOR) element has a minefield placed in the enemy's path. The minefield is under constant observation and fire.

**STANDARD:** The OPFOR element defends a minefield against an enemy element conducting a minefield sweeping operation. 1. Prevents the unit from detecting the obstacle. 2. Disrupts the minefield sweeping operation. 3. Prevents the unit from conducting the minefield sweeping operation, prevents the unit from moving all personnel through the breach, or delays the completion of the minefield sweeping operation for more than 45 minutes.

**TASK:** Maintain Contact (5-OPFOR-0003)

**CONDITION:** The opposing forces (OPFOR) element is engaged with enemy base-defense forces. The enemy forces are withdrawing under pressure.



**STANDARD:** The OPFOR element maintains enemy contact while the enemy withdraws. 1. Engages the enemy forces decisively. 2. Advances the OPFOR as the enemy forces withdraw. 3. Inflicts heavy casualties. 4. Captures the members of the enemy force. 5. Captures documents and equipment. 6. Safeguards the captured documents, the equipment, and the personnel.

**TASK:** Conduct an Ambush (5-OPFOR-0007)

**CONDITION:** The enemy is moving in a convoy. The opposing forces (OPFOR) element is positioned along the enemy's route.

**STANDARD:** The OPFOR element inflicts casualties on the enemy and causes vehicle and equipment damage. 1. Prepares an ambush site before the element arrives. 2. Surprises march element forces. 3. Inflicts heavy casualties within the designated kill zone. 4. Inflicts heavy damage to the vehicles and the equipment within the designated kill zone. 5. Delays the march element from reaching a specified destination for a specified period of time. 6. Withdraws on order. 7. Sustains no casualties. 8. Reports actions to superiors.

**TASK:** Disrupt a Net Control Station (NCS) (5-OPFOR-0019)

**CONDITION:** The enemy has established a NCS. The opposing forces (OPFOR) element has radio and jamming equipment.

**STANDARD:** The OPFOR element attempts to disrupt an NCS. 1. Attempts to locate the radio frequency that the unit is operating on. 2. Attempts to enter the radio net. 3. Attempts to issue "bogus" orders to a unit on the net. 4. Jams the radio frequency and forces the unit to go to an alternate frequency.

**TASK:** Disrupt Defensive Preparations (5-OPFOR-0018)

**CONDITION:** The opposing forces (OPFOR) element has located the enemy. Priority intelligence requirements (PIR) and other intelligence requirements obtained by OPFOR patrols indicate that the enemy elements are establishing defensive positions. The OPFOR element has automatic and antiarmor weapons and light mortars.

**STANDARD:** The OPFOR element disrupts and delays the enemy's defensive preparations. 1. Locates and penetrates the enemy's security system. 2. Forces the enemy to delay defensive preparations. 3. Disrupts the enemy's obstacle preparations.

**TASK:** Disrupt Enemy Movement and Operations Using Tactical Nuclear Weapons (5-OPFOR-0016)

**CONDITION:** The opposing forces (OPFOR) element has located the enemy. Priority intelligence requirements (PIR) and other intelligence requirements have been obtained by OPFOR patrols. Tactical nuclear weapons are employed against key locations in the rear area.

**STANDARD:** The OPFOR element disrupts enemy movement and operations. 1. Disrupts or delays the movement of the enemy's equipment and supplies to the forward areas. 2. Destroys enemy equipment and supplies. 3. Inflicts a high rate of nuclear casualties among the enemy forces. 4. Denies the enemy the use of specified areas. 5. Contaminates the enemy's equipment and supplies.

**TASK:** Disrupt Quartering Party Operations (5-OPFOR-0017)

**CONDITION:** The enemy is conducting quartering party operations. It has established an assembly area (AA) but has not moved in the main body.

**STANDARD:** The opposing forces (OPFOR) element attempts to disrupt quartering party operations and infiltrate the enemy's AA. 1. Locates the quartering party and the AA. 2. Surprises the main body. 3. Penetrates the AA with squad-size probes. 4. Inflicts personnel casualties and vehicle damage. 5. Disrupts the unit's preparations (prevents or delays beyond the unit's allotted time).

**TASK:** Disrupt Enemy Movement and Operations Using Persistent and Nonpersistent Chemical Weapons (5-OPFOR-0015)

**CONDITION:** The opposing forces (OPFOR) element has located the enemy. Priority intelligence requirements (PIR) and other intelligence requirements have been obtained by OPFOR patrols. The OPFOR units deliver chemical agents, by means of conventional artillery weapons or aircraft, along selected supply routes and key bases in the rear area.

**STANDARD:** The OPFOR element disrupts enemy movement and operations using persistent and nonpersistent chemical weapons. 1. Delivers chemical agents in low and densely wooded areas. 2. Delays the movement of enemy supplies and equipment to the forward areas. 3. Restricts the movement of the enemy units in the rear area. 4. Channels the movement of enemy units into predesignated ambush areas. 5. Contaminates enemy supplies and equipment. 6. Inflicts a high rate of casualties on enemy forces.

**TASK:** Disrupt Assembly Area (AA) Activities (5-OPFOR-0013)

**CONDITION:** Intelligence reports indicate that platoon- and company-size enemy units are operating in the opposing forces (OPFOR) area of operations. Enemy units can defend from AAs with direct fire, antiarmor weapons, and indirect fire. The enemy has close air support (CAS) and nuclear, biological, and chemical (NBC) capabilities.

**STANDARD:** The OPFOR element locates and disrupts the enemy's AA activities. 1. Locates the element's AA. 2. Probes the AA with squad- or team-size elements. 3. Inflicts more than 5 percent casualties on the element. 4. Disrupts the element's preparations (prevents or delays beyond the element's allotted time).

**TASK:** Disrupt Movement (5-OPFOR-0014)

**CONDITION:** The enemy is expected to move through the opposing forces (OPFOR) element's area of operations. The OPFOR element has received an operation order (OPORD) or fragmentary order (FRAGO) to disrupt enemy movement. The enemy has the capability to defend with direct fire and antiarmor weapons.

**STANDARD:** The OPFOR element delays enemy movement. 1. Delays the element. 2. Forces the element to deviate from its route. 3. Prevents the element from reaching its destination. 4. Surprises the element's main body.

**TASK:** Counter Passage of Lines (5-OPFOR-0012)

**CONDITION:** Enemy forces are in defensive positions, but they are expected to attempt passage-of-lines operations. The opposing forces (OPFOR) received orders to disrupt enemy passage-of-lines operations.

**STANDARD:** The OPFOR element delays or prevents enemy passage of lines. 1. Delays the passage. 2. Prevents the company from moving all personnel through the stationary unit. 3. Engages the main body of either the moving or the stationary unit.

**TASK:** Attack (5-OPFOR-0001)

**CONDITION:** The opposing forces (OPFOR) element has located the enemy. The priority intelligence requirements (PIR) and the other intelligence requirements have been obtained by OPFOR patrols. The OPFOR element has automatic and antiarmor weapons and light mortars.

**STANDARD:** The OPFOR element attempts to seize the terrain, the vehicles, or the equipment. 1. Develops an attack plan. 2. Surprises the enemy unit's main body. 3. Initiates the attack using a scheme of maneuver that exploits the enemy's flanks, gaps, and weaknesses. 4. Uses covered and concealed routes to approach the enemy forces' flanks, gaps, or weakly held areas. 5. Employs indirect fire to support the attack. 6. Penetrates enemy defenses. 7. Destroys the equipment and the supplies. 8. Inflicts heavy casualties. 9. Isolates the combat service support (CSS) base by blocking the reinforcements. 10. Forces the enemy units to displace. 11. Avoids being fixed in one position. 12. Withdraws before the CSS base is reinforced with tactical combat forces.

**TASK:** Conduct Air Attacks (5-OPFOR-0002)

**CONDITION:** The opposing forces (OPFOR) element in the rear area has forwarded the positions of the enemy support sites or the locations of moving elements. The OPFOR aircraft have been dispatched to attack enemy installations or convoys.

**STANDARD:** The OPFOR element attempts to delay, disrupt, or damage the enemy targets by air. 1. Locates the target (support sites or convoys). 2. Makes attack runs on the designated targets. 3. Inflicts heavy damage to the selected target. 4. Sustains no loss of aircraft. 5. Delays moving the force for more than one hour.

**TASK:** Conduct Sniper Operations (5-OPFOR-0006)

**CONDITION:** The opposing forces (OPFOR) element has assigned snipers (regular or irregular elements) in the enemy's rear area along the main supply route (MSR) and near support sites.

**STANDARD:** The OPFOR element kills or wounds targets. 1. Sets up a well-concealed location. 2. Engages vehicle drivers or personnel on foot with short bursts of semiautomatic fire. 3. Kills or wounds selected targets. 4. Prevents the position from being discovered by enemy forces. 5. Evacuates the area without being spotted. 6. Reports all specified priority intelligence requirements (PIR) and other intelligence requirements to the OPFOR headquarters (HQ).

- ELEMENTS:** Command Section  
 Company Headquarters  
 Equipment Platoon Headquarters  
 Construction Equipment Section  
 Asphalt and Concrete Section  
 Dump Truck Section  
 Maintenance Platoon Headquarters  
 Direct Support Maintenance Section  
 Direct Support Maintenance Supply Section  
 Company Maintenance Section  
 Company

**TASK:** Defend a Battle Position (07-3-4129.05-T01A)  
 (FM 7-7) (FM 7-10) (FM 7-7J)  
 (FM 7-8)

**ITERATION:** 1 2 3 4 5 M (Circle)

**COMMANDER/LEADER ASSESSMENT:** T P U (Circle)

**CONDITIONS:** The element is occupying prepared defensive positions. Intelligence reports indicate that small opposing forces (OPFOR) elements have been sighted in the operational area. The OPFOR patrols have increased in the sector. The OPFOR attacks the platoon. Some iterations of this task should be performed in MOPP4.

**TASK STANDARDS:** The elements in the main defensive positions are not surprised by the OPFOR. The platoon denies enemy penetration of the defensive positions and engages attacking units, forcing enemy withdrawal. The time required to perform this task is increased when conducting it in mission-oriented protection posture (MOPP) 4.

TASK STEPS AND PERFORMANCE MEASURES	GO	NO-GO
<ol style="list-style-type: none"> <li>1. The observation posts (OPs) detect and correctly identify the enemy.                             <ol style="list-style-type: none"> <li>a. Reported enemy activity before the main body was engaged.</li> <li>b. Reported using the size, activity, location, unit, time, and equipment (SALUTE) format.</li> </ol> </li> <li>2. Unit personnel are alerted and occupy fighting positions.                             <ol style="list-style-type: none"> <li>a. Actuated the alert plan according to the unit's standing operating procedure (SOP).</li> <li>b. Occupied the fighting positions within 1 minute of the initial warning.</li> </ol> </li> <li>3. The unit reports enemy contact.                             <ol style="list-style-type: none"> <li>a. Reported enemy contact using the SALUTE format to the company headquarters (HQ) within 1 minute of contact using the FM radio.</li> <li>b. Rendered additional situation reports (SITREPs) as the situation changed.</li> </ol> </li> <li>4. The OPs return to the unit's position.                             <ol style="list-style-type: none"> <li>a. Used covered and concealed routes back to the defensive position.</li> <li>b. Did not become decisively engaged.</li> </ol> </li> <li>5. Indirect fire and/or close air support is requested, if available and applicable.                             <ol style="list-style-type: none"> <li>a. Initiated the call-for-fire procedure within 1 minute of target acquisition.</li> <li>b. Adjusted the fire (if required) within 30 seconds of round impact.</li> </ol> </li> <li>6. The unit reacts to the enemy.</li> </ol>		

TASK STEPS AND PERFORMANCE MEASURES	GO	NO-GO
<p>a. Executed the obstacle plan according to the operation order (OPORD) or the fragmentary order (FRAGO); for example, detonated demolitions, detonated claymore mines on order, or triggered lines.</p> <p>b. Fired organic weapons as the enemy came into range or as ordered to do so.</p> <p>c. Controlled the distribution and the rate of fire to ensure that a continuous volume of effective fire was placed on the enemy.</p> <p>d. Repositioned vehicles, squads, and individuals to alternate and supplementary positions using covered and concealed routes, as needed.</p> <p>e. Initiated final protective fires (FPF), if required.</p> <p>f. Directed counterattacks of reserves to eject enemy penetrations, if required.</p> <p>g. Defended the position until the enemy was repelled or when orders to disengage were received from higher HQ.</p> <p>h. Sustained no friendly casualties due to friendly fire.</p> <p>7. The unit reacts to the indirect fire.</p> <p>a. Initiated the alert by any member yelling INCOMING and alerted subordinate elements by other available communications means.</p> <p>b. Sought protection under the overhead cover of the fighting positions. If personnel were in the open, they moved to fighting positions or out of the area.</p> <p>c. Moved vehicles out of the impact area to alternate positions, if applicable.</p> <p>* 8. Leaders reorganize the element.</p> <p>a. Reestablished the chain of command.</p> <p>b. Submitted the SITREP to the company commander.</p> <p>c. Cross-leveled the unit to fill critical positions caused by casualties.</p> <p>d. Redistributed the ammunition.</p> <p>e. Reestablished operations, key weapons, and positions immediately.</p> <p>f. Treated and evacuated casualties as necessary and reviewed all first aid common tasks.</p> <p>g. Submitted casualty reports.</p> <p>h. Updated the personnel roster.</p> <p>i. Processed enemy prisoners of war (EPWs) and captured materials.</p> <p>* 9. Leaders consolidate the element.</p> <p>a. Repositioned the operations.</p> <p>b. Reestablished communication with the elements.</p> <p>c. Repositioned the personnel.</p> <p>d. Reassigned the sectors of fire to cover all gaps.</p> <p>e. Implemented the sleep and alert plans.</p> <p>10. The unit continues the mission.</p> <p>a. Continued on orders from the company commander.</p> <p>b. Continued as soon as the tactical situation permitted.</p>		

TASK PERFORMANCE / EVALUATION SUMMARY BLOCK							
ITERATION	1	2	3	4	5	M	TOTAL
TOTAL TASK STEPS EVALUATED							
TOTAL TASK STEPS "GO"							
TRAINING STATUS "GO"/"NO-GO"							

"\*" indicates a leader task step.

**SUPPORTING INDIVIDUAL TASKS: NONE**

**SUPPORTING COLLECTIVE TASKS: NONE**

**OPFOR TASKS AND STANDARDS**

**TASK:** Surrender to the Capturing Unit on the Battlefield (5-OPFOR-0024)

**CONDITION:** The enemy has captured opposing forces (OPFOR) element's soldiers, documents, and equipment sensitive to the OPFOR tactical operations.

**STANDARD:** The OPFOR soldiers retain or destroy documents and equipment. The OPFOR element surrenders the documents and the equipment of no tactical use to the enemy and attempts to conceal or destroy items of tactical value. The OPFOR element attempts escape and evasion. 1. Prevents the successful capture of the documents and the equipment. 2. Destroys the documents and the equipment. 3. Removes identifying markings from the equipment. 4. Removes unit-identifying insignia. 5. Provides misleading information. 6. Plans an escape. 7. Delays movement to the nearest collection point. 8. Prevents safeguarding of the enemy prisoners of war (EPWs) in order to cause embarrassment to the United States (US).

**TASK:** Disrupt a Route Reconnaissance (5-OPFOR-0021)

**CONDITION:** The enemy is conducting a route reconnaissance. The opposing forces (OPFOR) element is positioned along the enemy's route.

**STANDARD:** The OPFOR element attempts to disrupt a squad/section conducting a route reconnaissance. 1. Prevents the unit from meeting its specified time schedule. 2. Forces the unit to deviate from its specified route. 3. Prevents the unit from reaching its assigned destination. 4. Surprises the squad/section. 5. Inflicts casualties on the unit.

**TASK:** Conduct a Raid (5-OPFOR-0004)

**CONDITION:** The opposing forces (OPFOR) element has occupied an objective rally point and has orders to conduct a raid on a combat service support (CSS) base.

**STANDARD:** The OPFOR element infiltrates the enemy's base and destroys all of the targets. 1. Surprises the enemy forces. 2. Assaults the support base and accomplishes the assigned tasks. 3. Destroys the specified equipment and supplies. 4. Avoids being decisively engaged. 5. Withdraws all personnel from the objective areas within the time prescribed. 6. Obtains all priority intelligence requirements (PIR) from the raid site. 7. Sustains only light casualties from enemy fire.

**TASK:** Conduct an Aerial Reconnaissance (5-OPFOR-0010)

**CONDITION:** The opposing forces (OPFOR) headquarters (HQ) element requires intelligence on the locations and identification of the enemy elements. Aircraft is dispatched to take photographs and make a visual inspection of the enemy rear area.

**STANDARD:** The OPFOR element gathers photograph intelligence of the enemy. 1. Photographs the assigned sectors. 2. Makes quick visual checks where the ceiling is low. 3. Locates enemy positions in the area, particularly support and storage bases, and command and control (C2) facilities. 4. Sustains no loss of aircraft. 5. Reports priority intelligence requirements (PIR) and other information requirements to the OPFOR HQ.

**TASK:** Defeat Obstacles (5-OPFOR-0009)

**CONDITION:** The opposing forces (OPFOR) element encounters an obstacle that blocks the avenue of approach as it advances upon the enemy forces.

**STANDARD:** The OPFOR element bypasses or breaches the enemy obstacle. 1. Detects the obstacle before halting its main body. 2. Defeats the obstacle. a. Bypasses the obstacle without entering the engagement areas. b. Breaches the obstacle within 45 minutes and passes its entire force through the obstacle. 3. Does not incur degradation to the point that the mission must be discontinued.

**TASK:** Conduct an Attack (5-OPFOR-0008)

**CONDITION:** The enemy is conducting tactical operations. The opposing forces (OPFOR) element receives orders to attack the enemy, the area of occupation, or the main supply route (MSR) with smoke.

**STANDARD:** The OPFOR element disrupts the enemy's movement and smoke operations. 1. Determines the delivery method of the smoke attack. 2. Locates the target. 3. Delivers the smoke attack downwind. 4. Attacks the enemy with smoke, and surge attacks when the enemy responds to the smoke.

**TASK:** Disrupt Construction of Vehicle Fighting Positions (5-OPFOR-0020)

**CONDITION:** The opposing forces (OPFOR) element has located the enemy. The priority intelligence requirements (PIR) and other intelligence obtained by OPFOR patrols indicate the enemy is constructing vehicle fighting positions within its defensive area. The OPFOR element has automatic and antiarmor weapons and light mortars.

**STANDARD:** The OPFOR element attempts to disrupt the enemy's efforts to establish vehicle fighting positions. 1. Locates the defensive area. 2. Surprises the main body. 3. Penetrates the defensive area with squad-size probes. 4. Inflicts casualties on the unit. 5. Destroys vehicles. 6. Disrupts the unit's preparations (prevents or delays beyond the unit's allotted time).

**TASK:** Disrupt an Engineer Reconnaissance (5-OPFOR-0022)

**CONDITION:** The enemy is conducting an engineer reconnaissance. The opposing forces (OPFOR) element is positioned along the enemy's route.

**STANDARD:** The OPFOR element disrupts an engineer reconnaissance. 1. Prevents the unit from meeting its specified time schedule. 2. Forces the unit to deviate from its specified route. 3. Prevents the unit from accomplishing its assigned engineer reconnaissance. 4. Surprises the unit conducting the reconnaissance.

**TASK:** Conduct Terrorist and Saboteur Attacks (5-OPFOR-0005)

**CONDITION:** The opposing forces (OPFOR) element dispatches small teams into the enemy's rear area to disrupt combat service support (CSS) operations.

**STANDARD:** The enemy sustains disrupted command and control (C2), destroyed equipment and supplies, and light casualties. 1. Locates rear support bases and C2 facilities. 2. Delays and disrupts CSS operations through probes. 3. Infiltrates CSS bases to conduct sabotage and terrorist activities. 4. Inflicts light casualties. 5. Destroys supplies and equipment.

**TASK:** Defend a Minefield (5-OPFOR-0023)

**CONDITION:** The enemy is conducting a minefield sweeping operation. The opposing forces (OPFOR) element has a minefield placed in the enemy's path. The minefield is under constant observation and fire.

**STANDARD:** The OPFOR element defends a minefield against an enemy element conducting a minefield sweeping operation. 1. Prevents the unit from detecting the obstacle. 2. Disrupts the minefield sweeping operation. 3. Prevents the unit from conducting the minefield sweeping operation, prevents the unit from moving all personnel through the breach, or delays the completion of the minefield sweeping operation for more than 45 minutes.

**TASK:** Maintain Contact (5-OPFOR-0003)

**CONDITION:** The opposing forces (OPFOR) element is engaged with enemy base-defense forces. The enemy forces are withdrawing under pressure.

**STANDARD:** The OPFOR element maintains enemy contact while the enemy withdraws. 1. Engages the enemy forces decisively. 2. Advances the OPFOR as the enemy forces withdraw. 3. Inflicts heavy casualties. 4. Captures the members of the enemy force. 5. Captures documents and equipment. 6. Safeguards the captured documents, the equipment, and the personnel.

**TASK:** Conduct an Ambush (5-OPFOR-0007)

**CONDITION:** The enemy is moving in a convoy. The opposing forces (OPFOR) element is positioned along the enemy's route.

**STANDARD:** The OPFOR element inflicts casualties on the enemy and causes vehicle and equipment damage. 1. Prepares an ambush site before the element arrives. 2. Surprises march element forces. 3. Inflicts heavy casualties within the designated kill zone. 4. Inflicts heavy damage to the vehicles and the equipment within the designated kill zone. 5. Delays the march element from reaching a specified destination for a specified period of time. 6. Withdraws on order. 7. Sustains no casualties. 8. Reports actions to superiors.

**TASK:** Disrupt a Net Control Station (NCS) (5-OPFOR-0019)

**CONDITION:** The enemy has established a NCS. The opposing forces (OPFOR) element has radio and jamming equipment.

**STANDARD:** The OPFOR element attempts to disrupt an NCS. 1. Attempts to locate the radio frequency that the unit is operating on. 2. Attempts to enter the radio net. 3. Attempts to issue "bogus" orders to a unit on the net. 4. Jams the radio frequency and forces the unit to go to an alternate frequency.

**TASK:** Disrupt Defensive Preparations (5-OPFOR-0018)

**CONDITION:** The opposing forces (OPFOR) element has located the enemy. Priority intelligence requirements (PIR) and other intelligence requirements obtained by OPFOR patrols indicate that the enemy elements are establishing defensive positions. The OPFOR element has automatic and antiarmor weapons and light mortars.



**STANDARD:** The OPFOR element disrupts and delays the enemy's defensive preparations. 1. Locates and penetrates the enemy's security system. 2. Forces the enemy to delay defensive preparations. 3. Disrupts the enemy's obstacle preparations.

**TASK:** Disrupt Enemy Movement and Operations Using Tactical Nuclear Weapons (5-OPFOR-0016)

**CONDITION:** The opposing forces (OPFOR) element has located the enemy. Priority intelligence requirements (PIR) and other intelligence requirements have been obtained by OPFOR patrols. Tactical nuclear weapons are employed against key locations in the rear area.

**STANDARD:** The OPFOR element disrupts enemy movement and operations. 1. Disrupts or delays the movement of the enemy's equipment and supplies to the forward areas. 2. Destroys enemy equipment and supplies. 3. Inflicts a high rate of nuclear casualties among the enemy forces. 4. Denies the enemy the use of specified areas. 5. Contaminates the enemy's equipment and supplies.

**TASK:** Disrupt Quarters Party Operations (5-OPFOR-0017)

**CONDITION:** The enemy is conducting quarters party operations. It has established an assembly area (AA) but has not moved in the main body.

**STANDARD:** The opposing forces (OPFOR) element attempts to disrupt quarters party operations and infiltrate the enemy's AA. 1. Locates the quarters party and the AA. 2. Surprises the main body. 3. Penetrates the AA with squad-size probes. 4. Inflicts personnel casualties and vehicle damage. 5. Disrupts the unit's preparations (prevents or delays beyond the unit's allotted time).

**TASK:** Disrupt Enemy Movement and Operations Using Persistent and Nonpersistent Chemical Weapons (5-OPFOR-0015)

**CONDITION:** The opposing forces (OPFOR) element has located the enemy. Priority intelligence requirements (PIR) and other intelligence requirements have been obtained by OPFOR patrols. The OPFOR units deliver chemical agents, by means of conventional artillery weapons or aircraft, along selected supply routes and key bases in the rear area.

**STANDARD:** The OPFOR element disrupts enemy movement and operations using persistent and nonpersistent chemical weapons. 1. Delivers chemical agents in low and densely wooded areas. 2. Delays the movement of enemy supplies and equipment to the forward areas. 3. Restricts the movement of the enemy units in the rear area. 4. Channels the movement of enemy units into predesignated ambush areas. 5. Contaminates enemy supplies and equipment. 6. Inflicts a high rate of casualties on enemy forces.

**TASK:** Disrupt Assembly Area (AA) Activities (5-OPFOR-0013)

**CONDITION:** Intelligence reports indicate that platoon- and company-size enemy units are operating in the opposing forces (OPFOR) area of operations. Enemy units can defend from AAs with direct fire, antiarmor weapons, and indirect fire. The enemy has close air support (CAS) and nuclear, biological, and chemical (NBC) capabilities.

**STANDARD:** The OPFOR element locates and disrupts the enemy's AA activities. 1. Locates the element's AA. 2. Probes the AA with squad- or team-size elements. 3. Inflicts more than 5 percent casualties on the element. 4. Disrupts the element's preparations (prevents or delays beyond the element's allotted time).

**TASK:** Disrupt Movement (5-OPFOR-0014)

**CONDITION:** The enemy is expected to move through the opposing forces (OPFOR) element's area of operations. The OPFOR element has received an operation order (OPORD) or fragmentary order (FRAGO) to disrupt enemy movement. The enemy has the capability to defend with direct fire and antiarmor weapons.

**STANDARD:** The OPFOR element delays enemy movement. 1. Delays the element. 2. Forces the element to deviate from its route. 3. Prevents the element from reaching its destination. 4. Surprises the element's main body.

**TASK:** Counter Passage of Lines (5-OPFOR-0012)

**CONDITION:** Enemy forces are in defensive positions, but they are expected to attempt passage-of-lines operations. The opposing forces (OPFOR) received orders to disrupt enemy passage-of-lines operations.

**STANDARD:** The OPFOR element delays or prevents enemy passage of lines. 1. Delays the passage. 2. Prevents the company from moving all personnel through the stationary unit. 3. Engages the main body of either the moving or the stationary unit.

**TASK:** Attack (5-OPFOR-0001)

**CONDITION:** The opposing forces (OPFOR) element has located the enemy. The priority intelligence requirements (PIR) and the other intelligence requirements have been obtained by OPFOR patrols. The OPFOR element has automatic and antiarmor weapons and light mortars.

**STANDARD:** The OPFOR element attempts to seize the terrain, the vehicles, or the equipment. 1. Develops an attack plan. 2. Surprises the enemy unit's main body. 3. Initiates the attack using a scheme of maneuver that exploits the enemy's flanks, gaps, and weaknesses. 4. Uses covered and concealed routes to approach the enemy forces' flanks, gaps, or weakly held areas. 5. Employs indirect fire to support the attack. 6. Penetrates enemy defenses. 7. Destroys the equipment and the supplies. 8. Inflicts heavy casualties. 9. Isolates the combat service support (CSS) base by blocking the reinforcements. 10. Forces the enemy units to displace. 11. Avoids being fixed in one position. 12. Withdraws before the CSS base is reinforced with tactical combat forces.

**TASK:** Conduct Air Attacks (5-OPFOR-0002)

**CONDITION:** The opposing forces (OPFOR) element in the rear area has forwarded the positions of the enemy support sites or the locations of moving elements. The OPFOR aircraft have been dispatched to attack enemy installations or convoys.

**STANDARD:** The OPFOR element attempts to delay, disrupt, or damage the enemy targets by air. 1. Locates the target (support sites or convoys). 2. Makes attack runs on the designated targets. 3. Inflicts heavy damage to the selected target. 4. Sustains no loss of aircraft. 5. Delays moving the force for more than one hour.

**TASK:** Conduct Sniper Operations (5-OPFOR-0006)

**CONDITION:** The opposing forces (OPFOR) element has assigned snipers (regular or irregular elements) in the enemy's rear area along the main supply route (MSR) and near support sites.

**STANDARD:** The OPFOR element kills or wounds targets. 1. Sets up a well-concealed location. 2. Engages vehicle drivers or personnel on foot with short bursts of semiautomatic fire. 3. Kills or wounds selected targets. 4. Prevents the position from being discovered by enemy forces. 5. Evacuates the area without being spotted. 6. Reports all specified priority intelligence requirements (PIR) and other intelligence requirements to the OPFOR headquarters (HQ).

- ELEMENTS:** Command Section  
 Company Headquarters  
 S1 Section  
 S2 Section  
 S3 Section  
 S4 Section  
 Communication Section  
 Treatment Team  
 Ambulance Team  
 Combat Medical Section  
 Unit Ministry Team  
 Equipment Platoon Headquarters  
 Construction Equipment Section  
 Asphalt and Concrete Section  
 Dump Truck Section  
 Maintenance Platoon Headquarters  
 Direct Support Maintenance Section  
 Direct Support Maintenance Supply Section  
 Company Maintenance Section  
 Company

**TASK:** Move Tactically (07-3-C211.05-T01A)  
 (FM 7-7) (FM 7-10) (FM 7-7J)  
 (FM 7-8)

**ITERATION:** 1 2 3 4 5 M (Circle)

**COMMANDER/LEADER ASSESSMENT:** T P U (Circle)

**CONDITIONS:** The element is required to move cross-country mounted or dismounted. The threat may consist of up to a motorized rifle company. Some iterations of this task should be performed in MOPP4.

**TASK STANDARDS:** The element arrives at its destination without being surprised by the opposing forces (OPFOR). The platoon retains its ability to move. The time required to perform this task is increased when conducting it in mission-oriented protection posture (MOPP) 4.

TASK STEPS AND PERFORMANCE MEASURES	GO	NO-GO
* 1. The platoon leader assigns areas of responsibility (AORs) during the movement. <ul style="list-style-type: none"> <li>a. Assigned all squads to an AOR.</li> <li>b. Directed squad leaders to assign individual AORs.</li> <li>c. Ensured that there was all-around coverage of the platoon, including air guard.</li> </ul> * 2. The platoon leader designates a route for the movement. <ul style="list-style-type: none"> <li>a. Ensured that there was concealment from ground, air, and space observation.</li> <li>b. Ensured that there was cover from the direct fire of known enemy positions.</li> </ul> 3. The squads use a wedge formation during the movement. <ul style="list-style-type: none"> <li>a. Formed one or two wedges, based on mission, enemy, terrain, troops, time available, and civilian considerations (METT-TC) factors.</li> <li>b. Closed the wedges during limited visibility so that visibility was maintained between individuals, teams, and squads. The rate of movement was maintained.</li> </ul>		

TASK STEPS AND PERFORMANCE MEASURES	GO	NO-GO
<p>c. Opened the wedges as obstructions to the movement and to diminish control.</p> <p>* 4. The platoon leader designates the movement technique to be used, based on METT-TC factors.</p> <ul style="list-style-type: none"> <li>a. Designated the traveling movement technique when enemy contact was not likely.</li> <li>b. Designated the traveling-overwatch movement technique when enemy contact was possible.</li> <li>c. Designated the bounding-overwatch movement technique when enemy contact was likely.</li> </ul> <p>5. The platoon performs the traveling movement technique.</p> <ul style="list-style-type: none"> <li>a. Maintained fire teams about 20 meters apart when dismounted.</li> <li>b. Moved the squads on a column axis about 20 meters apart when dismounted.</li> <li>c. Moved in a column formation, staggered laterally, with 50 to 100 meters between vehicles when mounted.</li> <li>d. Reported obstacles, enemy contact, or danger areas to the platoon leader.</li> </ul> <p>6. The platoon performs the traveling-overwatch movement technique. NOTE: (Dismounted) The lead squad uses the traveling-overwatch movement technique, and the trailing squads use the traveling movement technique.</p> <ul style="list-style-type: none"> <li>a. Increased the distance between the lead squad and the platoon's main body by 50 to 100 meters.</li> <li>b. Conducted the movement (mounted) with the lead vehicle 100 to 400 meters in front of the rest of the platoon; other vehicles were 50 to 100 meters apart.</li> <li>c. Reported obstacles, enemy contact, or danger areas to the platoon leader.</li> </ul> <p>7. The platoon performs the bounding-overwatch movement technique.</p> <ul style="list-style-type: none"> <li>a. Conducted bounds that did not exceed visual overwatch.</li> <li>b. Conducted bounds that stayed within the maximum effective range of overwatching weapons.</li> </ul> <p>8. The bounding squad moves.</p> <ul style="list-style-type: none"> <li>a. Signaled to the platoon leader that it was beginning its movement.</li> <li>b. Used a covered and concealed route, when available, for its bound.</li> <li>c. Employed a point man or buddy team as far forward as visual contact with the rest of the squad allowed.</li> <li>d. Moved as quickly as possible while maintaining operations security (OPSEC).</li> <li>e. Moved so as not to mask the fires of the overwatching element.</li> <li>f. Established an overwatch position upon completion of its bound, to overwatch the succeeding bound.</li> <li>g. Informed the platoon leader that it had finished its bound and was ready to overwatch.</li> <li>h. Alerted the platoon leader and the overwatching element of any enemy detected, obstacles encountered, or danger areas.</li> </ul> <p>9. The overwatch squad provides overwatch.</p> <ul style="list-style-type: none"> <li>a. Occupied a position that allowed observation and fire to cover the bounding squad's movement to its next overwatch position.</li> <li>b. Oriented the weapons on likely enemy positions.</li> <li>c. Maintained continuous observation of the bounding squad, its route, and any terrain that could influence the route.</li> </ul>		

TASK STEPS AND PERFORMANCE MEASURES	GO	NO-GO
<p>d. Suppressed enemy units so that the bounding element was not fixed.</p> <p>e. Alerted the bounding squad and the platoon leader of any enemy that it detected.</p> <p>f. Prepared to bound when the bounding team assumed the overwatch position.</p> <p>10. The platoon maintains security during the movement.</p> <p>a. Maintained visual contact at a normal interval of 10 meters (the interval automatically expands and contracts based on terrain and visibility).</p> <p>b. Maintained noise and light discipline.</p> <p>c. Observed sectors of fires so that no enemy could approach the platoon within 35 meters and no aircraft could attack the platoon without warning.</p> <p>*11. Leaders use control measures during the movement.</p> <p>a. Positioned themselves where they could control the movement.</p> <p>b. Positioned key weapons.</p> <p>c. Used visual signals and oral commands to control the movement.</p> <p>*12. The platoon leader controls the platoon's movements.</p> <p>a. Assessed the terrain continuously for potential danger areas.</p> <p>b. Used arm and hand signals once contact was made.</p> <p>c. Used visual and audio signals once contact was made.</p> <p>*13. The platoon leader knows the platoon's location at all times.</p> <p>a. Expressed the platoon's location as a six-digit coordinate or by using current operational graphics.</p> <p>b. Knew the location of all the platoon elements and the leading, flanking, and trailing company elements, and was accurate to plus or minus 100 meters.</p>		

TASK PERFORMANCE / EVALUATION SUMMARY BLOCK							
ITERATION	1	2	3	4	5	M	TOTAL
TOTAL TASK STEPS EVALUATED							
TOTAL TASK STEPS "GO"							
TRAINING STATUS "GO"/"NO-GO"							

"\*" indicates a leader task step.

**SUPPORTING INDIVIDUAL TASKS: NONE**

**SUPPORTING COLLECTIVE TASKS: NONE**

#### **OPFOR TASKS AND STANDARDS**

**TASK:** Disrupt a Route Reconnaissance (5-OPFOR-0021)

**CONDITION:** The enemy is conducting a route reconnaissance. The opposing forces (OPFOR) element is positioned along the enemy's route.

**STANDARD:** The OPFOR element attempts to disrupt a squad/section conducting a route reconnaissance. 1. Prevents the unit from meeting its specified time schedule. 2. Forces the unit to deviate from its specified route. 3. Prevents the unit from reaching its assigned destination. 4. Surprises the squad/section. 5. Inflicts casualties on the unit.

**TASK:** Conduct a Raid (5-OPFOR-0004)

**CONDITION:** The opposing forces (OPFOR) element has occupied an objective rally point and has orders to conduct a raid on a combat service support (CSS) base.

**STANDARD:** The OPFOR element infiltrates the enemy's base and destroys all of the targets. 1. Surprises the enemy forces. 2. Assaults the support base and accomplishes the assigned tasks. 3. Destroys the specified equipment and supplies. 4. Avoids being decisively engaged. 5. Withdraws all personnel from the objective areas within the time prescribed. 6. Obtains all priority intelligence requirements (PIR) from the raid site. 7. Sustains only light casualties from enemy fire.

**TASK:** Conduct an Aerial Reconnaissance (5-OPFOR-0010)

**CONDITION:** The opposing forces (OPFOR) headquarters (HQ) element requires intelligence on the locations and identification of the enemy elements. Aircraft is dispatched to take photographs and make a visual inspection of the enemy rear area.

**STANDARD:** The OPFOR element gathers photograph intelligence of the enemy. 1. Photographs the assigned sectors. 2. Makes quick visual checks where the ceiling is low. 3. Locates enemy positions in the area, particularly support and storage bases, and command and control (C2) facilities. 4. Sustains no loss of aircraft. 5. Reports priority intelligence requirements (PIR) and other information requirements to the OPFOR HQ.

**TASK:** Defeat Obstacles (5-OPFOR-0009)

**CONDITION:** The opposing forces (OPFOR) element encounters an obstacle that blocks the avenue of approach as it advances upon the enemy forces.

**STANDARD:** The OPFOR element bypasses or breaches the enemy obstacle. 1. Detects the obstacle before halting its main body. 2. Defeats the obstacle. a. Bypasses the obstacle without entering the engagement areas. b. Breaches the obstacle within 45 minutes and passes its entire force through the obstacle. 3. Does not incur degradation to the point that the mission must be discontinued.

**TASK:** Conduct an Attack (5-OPFOR-0008)

**CONDITION:** The enemy is conducting tactical operations. The opposing forces (OPFOR) element receives orders to attack the enemy, the area of occupation, or the main supply route (MSR) with smoke.

**STANDARD:** The OPFOR element disrupts the enemy's movement and smoke operations. 1. Determines the delivery method of the smoke attack. 2. Locates the target. 3. Delivers the smoke attack downwind. 4. Attacks the enemy with smoke, and surge attacks when the enemy responds to the smoke.

**TASK:** Disrupt Construction of Vehicle Fighting Positions (5-OPFOR-0020)

**CONDITION:** The opposing forces (OPFOR) element has located the enemy. The priority intelligence requirements (PIR) and other intelligence obtained by OPFOR patrols indicate the enemy is constructing vehicle fighting positions within its defensive area. The OPFOR element has automatic and antiarmor weapons and light mortars.

**STANDARD:** The OPFOR element attempts to disrupt the enemy's efforts to establish vehicle fighting positions. 1. Locates the defensive area. 2. Surprises the main body. 3. Penetrates the defensive area with squad-size probes. 4. Inflicts casualties on the unit. 5. Destroys vehicles. 6. Disrupts the unit's preparations (prevents or delays beyond the unit's allotted time).

**TASK:** Disrupt an Engineer Reconnaissance (5-OPFOR-0022)

**CONDITION:** The enemy is conducting an engineer reconnaissance. The opposing forces (OPFOR) element is positioned along the enemy's route.

**STANDARD:** The OPFOR element disrupts an engineer reconnaissance. 1. Prevents the unit from meeting its specified time schedule. 2. Forces the unit to deviate from its specified route. 3. Prevents the unit from accomplishing its assigned engineer reconnaissance. 4. Surprises the unit conducting the reconnaissance.

**TASK:** Conduct Terrorist and Saboteur Attacks (5-OPFOR-0005)

**CONDITION:** The opposing forces (OPFOR) element dispatches small teams into the enemy's rear area to disrupt combat service support (CSS) operations.

**STANDARD:** The enemy sustains disrupted command and control (C2), destroyed equipment and supplies, and light casualties. 1. Locates rear support bases and C2 facilities. 2. Delays and disrupts CSS operations through probes. 3. Infiltrates CSS bases to conduct sabotage and terrorist activities. 4. Inflicts light casualties. 5. Destroys supplies and equipment.

**TASK:** Defend a Minefield (5-OPFOR-0023)

**CONDITION:** The enemy is conducting a minefield sweeping operation. The opposing forces (OPFOR) element has a minefield placed in the enemy's path. The minefield is under constant observation and fire.

**STANDARD:** The OPFOR element defends a minefield against an enemy element conducting a minefield sweeping operation. 1. Prevents the unit from detecting the obstacle. 2. Disrupts the minefield sweeping operation. 3. Prevents the unit from conducting the minefield sweeping operation, prevents the unit from moving all personnel through the breach, or delays the completion of the minefield sweeping operation for more than 45 minutes.

**TASK:** Maintain Contact (5-OPFOR-0003)

**CONDITION:** The opposing forces (OPFOR) element is engaged with enemy base-defense forces. The enemy forces are withdrawing under pressure.

**STANDARD:** The OPFOR element maintains enemy contact while the enemy withdraws. 1. Engages the enemy forces decisively. 2. Advances the OPFOR as the enemy forces withdraw. 3. Inflicts heavy casualties. 4. Captures the members of the enemy force. 5. Captures documents and equipment. 6. Safeguards the captured documents, the equipment, and the personnel.

**TASK:** Conduct an Ambush (5-OPFOR-0007)

**CONDITION:** The enemy is moving in a convoy. The opposing forces (OPFOR) element is positioned along the enemy's route.

**STANDARD:** The OPFOR element inflicts casualties on the enemy and causes vehicle and equipment damage. 1. Prepares an ambush site before the element arrives. 2. Surprises march element forces. 3. Inflicts heavy casualties within the designated kill zone. 4. Inflicts heavy damage to the vehicles and the equipment within the designated kill zone. 5. Delays the march element from reaching a specified destination for a specified period of time. 6. Withdraws on order. 7. Sustains no casualties. 8. Reports actions to superiors.

**TASK:** Disrupt a Net Control Station (NCS) (5-OPFOR-0019)

**CONDITION:** The enemy has established a NCS. The opposing forces (OPFOR) element has radio and jamming equipment.

**STANDARD:** The OPFOR element attempts to disrupt an NCS. 1. Attempts to locate the radio frequency that the unit is operating on. 2. Attempts to enter the radio net. 3. Attempts to issue "bogus" orders to a unit on the net. 4. Jams the radio frequency and forces the unit to go to an alternate frequency.

**TASK:** Disrupt Defensive Preparations (5-OPFOR-0018)

**CONDITION:** The opposing forces (OPFOR) element has located the enemy. Priority intelligence requirements (PIR) and other intelligence requirements obtained by OPFOR patrols indicate that the enemy elements are establishing defensive positions. The OPFOR element has automatic and antiarmor weapons and light mortars.

**STANDARD:** The OPFOR element disrupts and delays the enemy's defensive preparations. 1. Locates and penetrates the enemy's security system. 2. Forces the enemy to delay defensive preparations. 3. Disrupts the enemy's obstacle preparations.

**TASK:** Disrupt Enemy Movement and Operations Using Tactical Nuclear Weapons (5-OPFOR-0016)

**CONDITION:** The opposing forces (OPFOR) element has located the enemy. Priority intelligence requirements (PIR) and other intelligence requirements have been obtained by OPFOR patrols. Tactical nuclear weapons are employed against key locations in the rear area.

**STANDARD:** The OPFOR element disrupts enemy movement and operations. 1. Disrupts or delays the movement of the enemy's equipment and supplies to the forward areas. 2. Destroys enemy equipment and supplies. 3. Inflicts a high rate of nuclear casualties among the enemy forces. 4. Denies the enemy the use of specified areas. 5. Contaminates the enemy's equipment and supplies.

**TASK:** Disrupt Quartering Party Operations (5-OPFOR-0017)

**CONDITION:** The enemy is conducting quartering party operations. It has established an assembly area (AA) but has not moved in the main body.

**STANDARD:** The opposing forces (OPFOR) element attempts to disrupt quartering party operations and infiltrate the enemy's AA. 1. Locates the quartering party and the AA. 2. Surprises the main body. 3. Penetrates the AA with squad-size probes. 4. Inflicts personnel casualties and vehicle damage. 5. Disrupts the unit's preparations (prevents or delays beyond the unit's allotted time).

**TASK:** Disrupt Enemy Movement and Operations Using Persistent and Nonpersistent Chemical Weapons (5-OPFOR-0015)

**CONDITION:** The opposing forces (OPFOR) element has located the enemy. Priority intelligence requirements (PIR) and other intelligence requirements have been obtained by OPFOR patrols. The OPFOR units deliver chemical agents, by means of conventional artillery weapons or aircraft, along selected supply routes and key bases in the rear area.



**STANDARD:** The OPFOR element disrupts enemy movement and operations using persistent and nonpersistent chemical weapons. 1. Delivers chemical agents in low and densely wooded areas. 2. Delays the movement of enemy supplies and equipment to the forward areas. 3. Restricts the movement of the enemy units in the rear area. 4. Channels the movement of enemy units into predesignated ambush areas. 5. Contaminates enemy supplies and equipment. 6. Inflicts a high rate of casualties on enemy forces.

**TASK:** Disrupt Assembly Area (AA) Activities (5-OPFOR-0013)

**CONDITION:** Intelligence reports indicate that platoon- and company-size enemy units are operating in the opposing forces (OPFOR) area of operations. Enemy units can defend from AAs with direct fire, antiarmor weapons, and indirect fire. The enemy has close air support (CAS) and nuclear, biological, and chemical (NBC) capabilities.

**STANDARD:** The OPFOR element locates and disrupts the enemy's AA activities. 1. Locates the element's AA. 2. Probes the AA with squad- or team-size elements. 3. Inflicts more than 5 percent casualties on the element. 4. Disrupts the element's preparations (prevents or delays beyond the element's allotted time).

**TASK:** Disrupt Movement (5-OPFOR-0014)

**CONDITION:** The enemy is expected to move through the opposing forces (OPFOR) element's area of operations. The OPFOR element has received an operation order (OPORD) or fragmentary order (FRAGO) to disrupt enemy movement. The enemy has the capability to defend with direct fire and antiarmor weapons.

**STANDARD:** The OPFOR element delays enemy movement. 1. Delays the element. 2. Forces the element to deviate from its route. 3. Prevents the element from reaching its destination. 4. Surprises the element's main body.

**TASK:** Counter Passage of Lines (5-OPFOR-0012)

**CONDITION:** Enemy forces are in defensive positions, but they are expected to attempt passage-of-lines operations. The opposing forces (OPFOR) received orders to disrupt enemy passage-of-lines operations.

**STANDARD:** The OPFOR element delays or prevents enemy passage of lines. 1. Delays the passage. 2. Prevents the company from moving all personnel through the stationary unit. 3. Engages the main body of either the moving or the stationary unit.

**TASK:** Attack (5-OPFOR-0001)

**CONDITION:** The opposing forces (OPFOR) element has located the enemy. The priority intelligence requirements (PIR) and the other intelligence requirements have been obtained by OPFOR patrols. The OPFOR element has automatic and antiarmor weapons and light mortars.

**STANDARD:** The OPFOR element attempts to seize the terrain, the vehicles, or the equipment. 1. Develops an attack plan. 2. Surprises the enemy unit's main body. 3. Initiates the attack using a scheme of maneuver that exploits the enemy's flanks, gaps, and weaknesses. 4. Uses covered and concealed routes to approach the enemy forces' flanks, gaps, or weakly held areas. 5. Employs indirect fire to support the attack. 6. Penetrates enemy defenses. 7. Destroys the equipment and the supplies. 8. Inflicts heavy casualties. 9. Isolates the combat service support (CSS) base by blocking the reinforcements. 10. Forces the enemy units to displace. 11. Avoids being fixed in one position. 12. Withdraws before the CSS base is reinforced with tactical combat forces.

**TASK:** Surrender to the Capturing Unit on the Battlefield (5-OPFOR-0024)

**CONDITION:** The enemy has captured opposing forces (OPFOR) element's soldiers, documents, and equipment sensitive to the OPFOR tactical operations.

**STANDARD:** The OPFOR soldiers retain or destroy documents and equipment. The OPFOR element surrenders the documents and the equipment of no tactical use to the enemy and attempts to conceal or destroy items of tactical value. The OPFOR element attempts escape and evasion. 1. Prevents the successful capture of the documents and the equipment. 2. Destroys the documents and the equipment. 3. Removes identifying markings from the equipment. 4. Removes unit-identifying insignia. 5. Provides misleading information. 6. Plans an escape. 7. Delays movement to the nearest collection point. 8. Prevents safeguarding of the enemy prisoners of war (EPWs) in order to cause embarrassment to the United States (US).

**TASK:** Conduct Air Attacks (5-OPFOR-0002)

**CONDITION:** The opposing forces (OPFOR) element in the rear area has forwarded the positions of the enemy support sites or the locations of moving elements. The OPFOR aircraft have been dispatched to attack enemy installations or convoys.

**STANDARD:** The OPFOR element attempts to delay, disrupt, or damage the enemy targets by air. 1. Locates the target (support sites or convoys). 2. Makes attack runs on the designated targets. 3. Inflicts heavy damage to the selected target. 4. Sustains no loss of aircraft. 5. Delays moving the force for more than one hour.

**TASK:** Conduct Sniper Operations (5-OPFOR-0006)

**CONDITION:** The opposing forces (OPFOR) element has assigned snipers (regular or irregular elements) in the enemy's rear area along the main supply route (MSR) and near support sites.

**STANDARD:** The OPFOR element kills or wounds targets. 1. Sets up a well-concealed location. 2. Engages vehicle drivers or personnel on foot with short bursts of semiautomatic fire. 3. Kills or wounds selected targets. 4. Prevents the position from being discovered by enemy forces. 5. Evacuates the area without being spotted. 6. Reports all specified priority intelligence requirements (PIR) and other intelligence requirements to the OPFOR headquarters (HQ).

- ELEMENTS:** Section  
 Command Section  
 Company Headquarters  
 S1 Section  
 S2 Section  
 S3 Section  
 S4 Section  
 Communication Section  
 Treatment Team  
 Ambulance Team  
 Combat Medical Section  
 Unit Ministry Team  
 Equipment Platoon Headquarters  
 Construction Equipment Section  
 Asphalt and Concrete Section  
 Dump Truck Section  
 Maintenance Platoon Headquarters  
 Direct Support Maintenance Section  
 Direct Support Maintenance Supply Section  
 Company Maintenance Section  
 Company

**TASK:** Conduct a Radiological, Chemical, or Biological Reconnaissance or Survey (03-2-3008.05-T01A)  
 (FM 3-19)

**ITERATION:** 1 2 3 4 5 M (Circle)

**COMMANDER/LEADER ASSESSMENT:** T P U (Circle)

**CONDITIONS:** The element is conducting operations in an area where nuclear, biological, and chemical (NBC) weapons have been initiated. The commander needs to determine the presence of (or information on) radiological, chemical, or biological hazards in the area of operational concern. Some iterations of this task should be performed in MOPP4.

**TASK STANDARDS:** The commander and operations section plan a reconnaissance or survey mission for the company's organic reconnaissance element. The plan is issued with two-thirds planning time remaining for the element. The plan must be detailed and feasible for the element to perform. If the situation and location permit, the commander supervises the preparation and execution. The time required to perform this task is increased when conducting it in mission-oriented protection posture (MOPP) 4.

TASK STEPS AND PERFORMANCE MEASURES	GO	NO-GO
* 1. The element leader receives and analyses the mission and identifies all unit tasks.		
* 2. The element leader issues a warning order as soon as possible to subordinate leaders.		
* 3. The element leader and the operations section make a tentative plan based on mission, enemy, terrain, troops, time available, and civilian considerations (METT-TC) factors.		

TASK STEPS AND PERFORMANCE MEASURES	GO	NO-GO
<p>a. Planned reconnaissance or survey techniques, locations, turn-back dose rates (radiological missions), decontamination after the reconnaissance or survey, fire support, reporting procedures, logistical support, and leader and signal information.</p> <p>b. Coordinated for intelligence information, air or indirect fire support, and medical support and coordinated its plan with units in the area of operations if necessary.</p> <p>c. Drew, stocked, or coordinated petroleum, oils, and lubricants (POL); ammunition; MOPP gear; Classes II and VII support; and maintenance/recovery/Class IX support for the platoon.</p> <p>* 4. The element leader orders units to start movement, if necessary.</p> <p>* 5. The element leader reconnoiters the operations area and makes a map reconnaissance as a minimum.</p> <p>* 6. The element leader completes the plan and issues the operation order (OPORD) with two-thirds of the total planning time remaining for the platoon.</p> <p>* 7. The element leader supervises preparations of the reconnaissance or survey if the location of operations permits. Communications, supply, and maintenance sections assist the platoons with priority maintenance and resupply support.</p> <p>8. The element conducts a tactical road march or executes traveling movement to the reconnaissance or survey site. The reconnaissance or survey element--</p> <p>a. Executed a mounted movement technique (traveling, traveling overwatch, or bounding overwatch) or reconnoitered dismounted, as the situation and or mission required.</p> <p>b. Detected and marked the contaminated area, ensuring that the marking signs were facing toward friendly areas. Detected uncontaminated areas and routes. Selected decontamination sites with a water source, cover and concealment, and the physical capacity to hold a site if required to perform reconnaissance for decontamination sites as a mission.</p> <p>c. Determined the limits of the contaminated area. Detected the types of chemical agents or specific levels and types of radiological contamination as required by the mission.</p> <p>9. The headquarters (HQ), if prescribed by the mission, assists the reconnaissance or survey units' recovery operations.</p> <p>*10. The element leader or operations officer, if prescribed by the mission, debriefs returning reconnaissance or survey units and forwards acquired information to higher HQ in NBC 4 or NBC 5 format, if required.</p> <p>*11. The radiological element leaders record, collate, and submit individual and unit radiation exposure status (RES) readings to higher HQ.</p>		

TASK PERFORMANCE / EVALUATION SUMMARY BLOCK							
ITERATION	1	2	3	4	5	M	TOTAL
TOTAL TASK STEPS EVALUATED							
TOTAL TASK STEPS "GO"							
TRAINING STATUS "GO"/"NO-GO"							

“\*” indicates a leader task step.

**SUPPORTING INDIVIDUAL TASKS: NONE****SUPPORTING COLLECTIVE TASKS: NONE****OPFOR TASKS AND STANDARDS**

**TASK:** Disrupt Assembly Area (AA) Activities (5-OPFOR-0013)

**CONDITION:** Intelligence reports indicate that platoon- and company-size enemy units are operating in the opposing forces (OPFOR) area of operations. Enemy units can defend from AAs with direct fire, antiarmor weapons, and indirect fire. The enemy has close air support (CAS) and nuclear, biological, and chemical (NBC) capabilities.

**STANDARD:** The OPFOR element locates and disrupts the enemy's AA activities. 1. Locates the element's AA. 2. Probes the AA with squad- or team-size elements. 3. Inflicts more than 5 percent casualties on the element. 4. Disrupts the element's preparations (prevents or delays beyond the element's allotted time).

**TASK:** Disrupt Defensive Preparations (5-OPFOR-0018)

**CONDITION:** The opposing forces (OPFOR) element has located the enemy. Priority intelligence requirements (PIR) and other intelligence requirements obtained by OPFOR patrols indicate that the enemy elements are establishing defensive positions. The OPFOR element has automatic and antiarmor weapons and light mortars.

**STANDARD:** The OPFOR element disrupts and delays the enemy's defensive preparations. 1. Locates and penetrates the enemy's security system. 2. Forces the enemy to delay defensive preparations. 3. Disrupts the enemy's obstacle preparations.

**TASK:** Disrupt Movement (5-OPFOR-0014)

**CONDITION:** The enemy is expected to move through the opposing forces (OPFOR) element's area of operations. The OPFOR element has received an operation order (OPORD) or fragmentary order (FRAGO) to disrupt enemy movement. The enemy has the capability to defend with direct fire and antiarmor weapons.

**STANDARD:** The OPFOR element delays enemy movement. 1. Delays the element. 2. Forces the element to deviate from its route. 3. Prevents the element from reaching its destination. 4. Surprises the element's main body.

**TASK:** Conduct Terrorist and Saboteur Attacks (5-OPFOR-0005)

**CONDITION:** The opposing forces (OPFOR) element dispatches small teams into the enemy's rear area to disrupt combat service support (CSS) operations.

**STANDARD:** The enemy sustains disrupted command and control (C2), destroyed equipment and supplies, and light casualties. 1. Locates rear support bases and C2 facilities. 2. Delays and disrupts CSS operations through probes. 3. Infiltrates CSS bases to conduct sabotage and terrorist activities. 4. Inflicts light casualties. 5. Destroys supplies and equipment.

**TASK:** Defeat Obstacles (5-OPFOR-0009)

**CONDITION:** The opposing forces (OPFOR) element encounters an obstacle that blocks the avenue of approach as it advances upon the enemy forces.

**STANDARD:** The OPFOR element bypasses or breaches the enemy obstacle. 1. Detects the obstacle before halting its main body. 2. Defeats the obstacle. a. Bypasses the obstacle without entering the engagement areas. b. Breaches the obstacle within 45 minutes and passes its entire force through the obstacle. 3. Does not incur degradation to the point that the mission must be discontinued.

**TASK:** Disrupt a Route Reconnaissance (5-OPFOR-0021)

**CONDITION:** The enemy is conducting a route reconnaissance. The opposing forces (OPFOR) element is positioned along the enemy's route.

**STANDARD:** The OPFOR element attempts to disrupt a squad/section conducting a route reconnaissance. 1. Prevents the unit from meeting its specified time schedule. 2. Forces the unit to deviate from its specified route. 3. Prevents the unit from reaching its assigned destination. 4. Surprises the squad/section. 5. Inflicts casualties on the unit.

**TASK:** Disrupt a Net Control Station (NCS) (5-OPFOR-0019)

**CONDITION:** The enemy has established a NCS. The opposing forces (OPFOR) element has radio and jamming equipment.

**STANDARD:** The OPFOR element attempts to disrupt an NCS. 1. Attempts to locate the radio frequency that the unit is operating on. 2. Attempts to enter the radio net. 3. Attempts to issue "bogus" orders to a unit on the net. 4. Jams the radio frequency and forces the unit to go to an alternate frequency.

**TASK:** Disrupt Construction of Vehicle Fighting Positions (5-OPFOR-0020)

**CONDITION:** The opposing forces (OPFOR) element has located the enemy. The priority intelligence requirements (PIR) and other intelligence obtained by OPFOR patrols indicate the enemy is constructing vehicle fighting positions within its defensive area. The OPFOR element has automatic and antiarmor weapons and light mortars.

**STANDARD:** The OPFOR element attempts to disrupt the enemy's efforts to establish vehicle fighting positions. 1. Locates the defensive area. 2. Surprises the main body. 3. Penetrates the defensive area with squad-size probes. 4. Inflicts casualties on the unit. 5. Destroys vehicles. 6. Disrupts the unit's preparations (prevents or delays beyond the unit's allotted time).

**TASK:** Conduct an Aerial Reconnaissance (5-OPFOR-0010)

**CONDITION:** The opposing forces (OPFOR) headquarters (HQ) element requires intelligence on the locations and identification of the enemy elements. Aircraft is dispatched to take photographs and make a visual inspection of the enemy rear area.

**STANDARD:** The OPFOR element gathers photograph intelligence of the enemy. 1. Photographs the assigned sectors. 2. Makes quick visual checks where the ceiling is low. 3. Locates enemy positions in the area, particularly support and storage bases, and command and control (C2) facilities. 4. Sustains no loss of aircraft. 5. Reports priority intelligence requirements (PIR) and other information requirements to the OPFOR HQ.

**TASK:** Disrupt an Engineer Reconnaissance (5-OPFOR-0022)

**CONDITION:** The enemy is conducting an engineer reconnaissance. The opposing forces (OPFOR) element is positioned along the enemy's route.

**STANDARD:** The OPFOR element disrupts an engineer reconnaissance. 1. Prevents the unit from meeting its specified time schedule. 2. Forces the unit to deviate from its specified route. 3. Prevents the unit from accomplishing its assigned engineer reconnaissance. 4. Surprises the unit conducting the reconnaissance.

**TASK:** Conduct an Attack (5-OPFOR-0008)

**CONDITION:** The enemy is conducting tactical operations. The opposing forces (OPFOR) element receives orders to attack the enemy, the area of occupation, or the main supply route (MSR) with smoke.

**STANDARD:** The OPFOR element disrupts the enemy's movement and smoke operations. 1. Determines the delivery method of the smoke attack. 2. Locates the target. 3. Delivers the smoke attack downwind. 4. Attacks the enemy with smoke, and surge attacks when the enemy responds to the smoke.

**TASK:** Disrupt Quartering Party Operations (5-OPFOR-0017)

**CONDITION:** The enemy is conducting quartering party operations. It has established an assembly area (AA) but has not moved in the main body.

**STANDARD:** The opposing forces (OPFOR) element attempts to disrupt quartering party operations and infiltrate the enemy's AA. 1. Locates the quartering party and the AA. 2. Surprises the main body. 3. Penetrates the AA with squad-size probes. 4. Inflicts personnel casualties and vehicle damage. 5. Disrupts the unit's preparations (prevents or delays beyond the unit's allotted time).

**TASK:** Disrupt Enemy Movement and Operations Using Tactical Nuclear Weapons (5-OPFOR-0016)

**CONDITION:** The opposing forces (OPFOR) element has located the enemy. Priority intelligence requirements (PIR) and other intelligence requirements have been obtained by OPFOR patrols. Tactical nuclear weapons are employed against key locations in the rear area.

**STANDARD:** The OPFOR element disrupts enemy movement and operations. 1. Disrupts or delays the movement of the enemy's equipment and supplies to the forward areas. 2. Destroys enemy equipment and supplies. 3. Inflicts a high rate of nuclear casualties among the enemy forces. 4. Denies the enemy the use of specified areas. 5. Contaminates the enemy's equipment and supplies.

**TASK:** Disrupt Enemy Movement and Operations Using Persistent and Nonpersistent Chemical Weapons (5-OPFOR-0015)

**CONDITION:** The opposing forces (OPFOR) element has located the enemy. Priority intelligence requirements (PIR) and other intelligence requirements have been obtained by OPFOR patrols. The OPFOR units deliver chemical agents, by means of conventional artillery weapons or aircraft, along selected supply routes and key bases in the rear area.

**STANDARD:** The OPFOR element disrupts enemy movement and operations using persistent and nonpersistent chemical weapons. 1. Delivers chemical agents in low and densely wooded areas. 2. Delays the movement of enemy supplies and equipment to the forward areas. 3. Restricts the movement of the enemy units in the rear area. 4. Channels the movement of enemy units into predesignated ambush areas. 5. Contaminates enemy supplies and equipment. 6. Inflicts a high rate of casualties on enemy forces.

**TASK:** Counter Passage of Lines (5-OPFOR-0012)

**CONDITION:** Enemy forces are in defensive positions, but they are expected to attempt passage-of-lines operations. The opposing forces (OPFOR) received orders to disrupt enemy passage-of-lines operations.

**STANDARD:** The OPFOR element delays or prevents enemy passage of lines. 1. Delays the passage. 2. Prevents the company from moving all personnel through the stationary unit. 3. Engages the main body of either the moving or the stationary unit.

**TASK:** Conduct Air Attacks (5-OPFOR-0002)

**CONDITION:** The opposing forces (OPFOR) element in the rear area has forwarded the positions of the enemy support sites or the locations of moving elements. The OPFOR aircraft have been dispatched to attack enemy installations or convoys.

**STANDARD:** The OPFOR element attempts to delay, disrupt, or damage the enemy targets by air. 1. Locates the target (support sites or convoys). 2. Makes attack runs on the designated targets. 3. Inflicts heavy damage to the selected target. 4. Sustains no loss of aircraft. 5. Delays moving the force for more than one hour.

**TASK:** Surrender to the Capturing Unit on the Battlefield (5-OPFOR-0024)

**CONDITION:** The enemy has captured opposing forces (OPFOR) element's soldiers, documents, and equipment sensitive to the OPFOR tactical operations.

**STANDARD:** The OPFOR soldiers retain or destroy documents and equipment. The OPFOR element surrenders the documents and the equipment of no tactical use to the enemy and attempts to conceal or destroy items of tactical value. The OPFOR element attempts escape and evasion. 1. Prevents the successful capture of the documents and the equipment. 2. Destroys the documents and the equipment. 3. Removes identifying markings from the equipment. 4. Removes unit-identifying insignia. 5. Provides misleading information. 6. Plans an escape. 7. Delays movement to the nearest collection point. 8. Prevents safeguarding of the enemy prisoners of war (EPWs) in order to cause embarrassment to the United States (US).

**TASK:** Conduct a Raid (5-OPFOR-0004)

**CONDITION:** The opposing forces (OPFOR) element has occupied an objective rally point and has orders to conduct a raid on a combat service support (CSS) base.

**STANDARD:** The OPFOR element infiltrates the enemy's base and destroys all of the targets. 1. Surprises the enemy forces. 2. Assaults the support base and accomplishes the assigned tasks. 3. Destroys the specified equipment and supplies. 4. Avoids being decisively engaged. 5. Withdraws all personnel from the objective areas within the time prescribed. 6. Obtains all priority intelligence requirements (PIR) from the raid site. 7. Sustains only light casualties from enemy fire.

**TASK:** Attack (5-OPFOR-0001)

**CONDITION:** The opposing forces (OPFOR) element has located the enemy. The priority intelligence requirements (PIR) and the other intelligence requirements have been obtained by OPFOR patrols. The OPFOR element has automatic and antiarmor weapons and light mortars.



**STANDARD:** The OPFOR element attempts to seize the terrain, the vehicles, or the equipment. 1. Develops an attack plan. 2. Surprises the enemy unit's main body. 3. Initiates the attack using a scheme of maneuver that exploits the enemy's flanks, gaps, and weaknesses. 4. Uses covered and concealed routes to approach the enemy forces' flanks, gaps, or weakly held areas. 5. Employs indirect fire to support the attack. 6. Penetrates enemy defenses. 7. Destroys the equipment and the supplies. 8. Inflicts heavy casualties. 9. Isolates the combat service support (CSS) base by blocking the reinforcements. 10. Forces the enemy units to displace. 11. Avoids being fixed in one position. 12. Withdraws before the CSS base is reinforced with tactical combat forces.

**TASK:** Conduct Sniper Operations (5-OPFOR-0006)

**CONDITION:** The opposing forces (OPFOR) element has assigned snipers (regular or irregular elements) in the enemy's rear area along the main supply route (MSR) and near support sites.

**STANDARD:** The OPFOR element kills or wounds targets. 1. Sets up a well-concealed location. 2. Engages vehicle drivers or personnel on foot with short bursts of semiautomatic fire. 3. Kills or wounds selected targets. 4. Prevents the position from being discovered by enemy forces. 5. Evacuates the area without being spotted. 6. Reports all specified priority intelligence requirements (PIR) and other intelligence requirements to the OPFOR headquarters (HQ).

**TASK:** Defend a Minefield (5-OPFOR-0023)

**CONDITION:** The enemy is conducting a minefield sweeping operation. The opposing forces (OPFOR) element has a minefield placed in the enemy's path. The minefield is under constant observation and fire.

**STANDARD:** The OPFOR element defends a minefield against an enemy element conducting a minefield sweeping operation. 1. Prevents the unit from detecting the obstacle. 2. Disrupts the minefield sweeping operation. 3. Prevents the unit from conducting the minefield sweeping operation, prevents the unit from moving all personnel through the breach, or delays the completion of the minefield sweeping operation for more than 45 minutes.

**TASK:** Conduct an Ambush (5-OPFOR-0007)

**CONDITION:** The enemy is moving in a convoy. The opposing forces (OPFOR) element is positioned along the enemy's route.

**STANDARD:** The OPFOR element inflicts casualties on the enemy and causes vehicle and equipment damage. 1. Prepares an ambush site before the element arrives. 2. Surprises march element forces. 3. Inflicts heavy casualties within the designated kill zone. 4. Inflicts heavy damage to the vehicles and the equipment within the designated kill zone. 5. Delays the march element from reaching a specified destination for a specified period of time. 6. Withdraws on order. 7. Sustains no casualties. 8. Reports actions to superiors.

**TASK:** Maintain Contact (5-OPFOR-0003)

**CONDITION:** The opposing forces (OPFOR) element is engaged with enemy base-defense forces. The enemy forces are withdrawing under pressure.

**STANDARD:** The OPFOR element maintains enemy contact while the enemy withdraws. 1. Engages the enemy forces decisively. 2. Advances the OPFOR as the enemy forces withdraw. 3. Inflicts heavy casualties. 4. Captures the members of the enemy force. 5. Captures documents and equipment. 6. Safeguards the captured documents, the equipment, and the personnel.

- ELEMENTS:** Section  
 Command Section  
 Company Headquarters  
 S1 Section  
 S2 Section  
 S3 Section  
 S4 Section  
 Communication Section  
 Treatment Team  
 Ambulance Team  
 Combat Medical Section  
 Unit Ministry Team  
 Equipment Platoon Headquarters  
 Construction Equipment Section  
 Asphalt and Concrete Section  
 Dump Truck Section  
 Maintenance Platoon Headquarters  
 Direct Support Maintenance Section  
 Direct Support Maintenance Supply Section  
 Company Maintenance Section  
 Company

**TASK:** Conduct Thorough Decontamination Operations (03-2-C312.05-T01A)  
 (FM 3-5) (FM 3-100) (FM 3-11)  
 (FM 3-3) (FM 3-4)

**ITERATION:** 1M 2M 3M 4M 5M (Circle)

**COMMANDER/LEADER ASSESSMENT:** T P U (Circle)

**CONDITIONS:** A unit is contaminated with a persistent chemical agent during combat operations. Time is available to conduct reconstitution, to include thorough decontamination. A supporting smoke/decontamination (or decontamination) platoon is tasked to conduct the thorough decontamination mission. This task is always performed in MOPP4.

**TASK STANDARDS:** The smoke/decontamination platoon sets up the detailed equipment decontamination site and removes all contamination from the equipment and vehicles. The contaminated unit sets up the detailed troop decontamination (with technical advice from the decontamination platoon) and processes all personnel. Responsible units properly close the site and report the location to higher headquarters (HQ).

TASK STEPS AND PERFORMANCE MEASURES	GO	NO-GO
* 1. The contaminated element leader determines the extent of the contamination and establishes decontamination priorities. <ul style="list-style-type: none"> <li>a. Received input from the staff and subordinate leaders.</li> <li>b. Established decontamination priorities.</li> </ul> 2. The contaminated element submits a request for decontamination to higher HQ. The request should, as a minimum, include the-- <ul style="list-style-type: none"> <li>a. Contaminated element's designation.</li> <li>b. Contaminated element's location.</li> <li>c. Contaminated element's frequency and call sign.</li> <li>d. Time the element became contaminated.</li> <li>e. Number of vehicles and equipment, by type, that were contaminated.</li> </ul>		

TASK STEPS AND PERFORMANCE MEASURES	GO	NO-GO
<p>f. Type of contamination.</p> <p>g. Earliest possible time the element could move or begin decontamination.</p> <p>h. Special requirements, such as a patient decontamination station, recovery assets, and a unit decontamination team.</p> <p>3. The contaminated element higher HQ chemical staff coordinates with supporting elements.</p> <p>a. Issued a warning order to the supporting chemical unit.</p> <p>b. Coordinated the contaminated element's movement to the linkup point and the decontamination site.</p> <p>c. Coordinated with supporting elements, such as medical, engineer, air defense, military police, smoke support.</p> <p>NOTE: The contaminated element is responsible for providing security for the decontamination site. Security support must be coordinated before arriving at the linkup point.</p> <p>4. The contaminated element, decontamination platoon, and other supporting elements arrive at the linkup point.</p> <p>* 5. The decontamination element leader briefs the site layout and procedures.</p> <p>6. The contaminated element conducts predecontamination site or staging area activities.</p> <p>a. Segregated the contaminated vehicles and equipment from the uncontaminated ones, if possible.</p> <p>b. Crews, except drivers, dismounted vehicles, ensuring that they--</p> <p>(1) Removed all equipment from the tops of the vehicles.</p> <p>(2) Did not reenter vehicles once they were exited (to prevent further contamination of the interior of the vehicles).</p> <p>c. Prepared vehicles and equipment for detailed equipment decontamination.</p> <p>(1) Removed all heavy mud and debris from vehicles using pioneer tools.</p> <p>(2) Removed and disposed of seat covers, canvas items, camouflage netting, and other materials that can absorb chemical contaminants.</p> <p>(3) Removed and disposed of nuclear, biological, and chemical (NBC) covers as contaminated waste.</p> <p>d. Moved contaminated personnel, vehicles, and equipment to the detailed troop and equipment decontamination lines.</p> <p>7. Designated personnel set up and maintain communications within the decontamination site. They coordinate with the supported element for additional communications support.</p> <p>8. The decontamination element sets up detailed equipment decontamination site stations.</p> <p>a. Station 1. Initial wash.</p> <p>b. Station 2. Decontamination solution #2 (DS2) application.</p> <p>c. Station 3. Wait or interior decontamination.</p> <p>d. Station 4. Rinse.</p> <p>e. Station 5. Check.</p> <p>9. The contaminated element sets up detailed troop decontamination site stations.</p> <p>a. Station 1. Individual gear decontamination.</p> <p>b. Station 2. Overboot and hood decontamination.</p> <p>c. Station 3. Overgarment removal.</p> <p>d. Station 4. Overboot and glove removal.</p> <p>e. Station 5. Monitor.</p>		

TASK STEPS AND PERFORMANCE MEASURES	GO	NO-GO
<p>f. Station 6. Mask removal.  g. Station 7. Mask decontamination point.  h. Station 8. Reissue point.</p> <p>NOTE: The decontamination element leader must establish a route to move vehicle operators from Station 3 of the detailed equipment decontamination site to the detailed troop decontamination site.</p> <p>*10. The decontamination element leader, in conjunction with the leader or control cell from the contaminated element, supervises the overall thorough decontamination site operation.</p> <p>11. The decontamination element processes vehicles and equipment through the detailed equipment decontamination stations.</p> <ol style="list-style-type: none"> <li>a. The contaminated element provided guides to control vehicle traffic through the site.</li> <li>b. Drivers moved the vehicles and equipment through stations.</li> <li>c. The assistant drivers who had processed through the detailed troop decontamination stations replaced the primary drivers at Station 3, once the interior decontamination was completed.</li> <li>d. The primary drivers proceeded to the detailed troop decontamination site to process through stations.</li> <li>e. Soldiers from the detailed troop decontamination site reunited with the vehicles and equipment from the detailed equipment decontamination site and moved to the reconstitution area.</li> </ol> <p>12. The contaminated element processes personnel through the detailed troop decontamination stations.</p> <p>13. The decontamination element soldiers close the detailed equipment decontamination site.</p> <ol style="list-style-type: none"> <li>a. Station 1. <ol style="list-style-type: none"> <li>(1) Decontaminated all equipment used at the station, to include the power-driven decontamination equipment [PDDE] hoses and nozzles.</li> <li>(2) Checked all equipment for contamination and decontaminated it again, if necessary.</li> <li>(3) Drained water from blivets or fabric tanks.</li> <li>(4) Loaded equipment onto vehicles.</li> <li>(5) Spread a can of supertropical bleach (STB) in each sump and covered the sumps.</li> <li>(6) Marked the sumps.</li> </ol> </li> <li>b. Station 2 (for chemical/biological only). <ol style="list-style-type: none"> <li>(1) Applied DS2 to PDDE, mops, handles, decontamination apparatus, and containers.</li> <li>(2) Discarded mop heads, brushes, and the station sign into Station 4's sump and then pulled the PDDE forward and washed the entire application point.</li> <li>(3) Loaded unused decontaminants onto vehicles.</li> <li>(4) Marked the area and moved all reusable equipment from Station 2 to Station 3.</li> </ol> </li> <li>c. Station 3. <ol style="list-style-type: none"> <li>(1) Inspected unused supplies for contamination; if uncontaminated, loaded onto vehicles.</li> <li>(2) Discarded contaminated supplies into Station 4's sump.</li> </ol> </li> <li>d. Station 4. <ol style="list-style-type: none"> <li>(1) Decontaminated all equipment used at the station, to include the PDDE hoses and nozzles.</li> </ol> </li> </ol>		

TASK STEPS AND PERFORMANCE MEASURES	GO	NO-GO
<p>(2) Checked all equipment for contamination and decontaminated it again, if necessary.</p> <p>(3) Drained water from blivets or fabric tanks.</p> <p>(4) Loaded equipment onto vehicles.</p> <p>(5) Spread a can of STB in each sump and covered the sumps (after the residue from Station 5 was placed in the sump).</p> <p>(6) Marked the sumps.</p> <p>e. Station 5.</p> <p>(1) Decontaminated all equipment used at the station.</p> <p>(2) Loaded all the reusable equipment onto vehicles.</p> <p>(3) Discarded unusable items into Station 4's sump.</p> <p>14. The decontamination element moves to the troop decontamination site for decontamination.</p> <p>15. The station operators clean up the detailed troop decontamination site.</p> <p>a. Placed all the used supplies from Station 7 into Station 7's sump.</p> <p>b. Moved all usable equipment and supplies from all stations to Station 1.</p> <p>c. Discarded unusable supplies from Stations 3, 4, and 5 into the sump at Station 1.</p> <p>d. Decontaminated all supplies and equipment collected at Station 1.</p> <p>e. Emptied and rinsed the decontaminant containers from Station 1 into the sump at that station.</p> <p>f. Marked the area.</p> <p>g. Removed the overgarments using the mission-oriented protection posture (MOPP) gear exchange technique.</p> <p>h. Disposed of the used overgarments into Station 1's sump.</p> <p>i. Moved all equipment used to fill the sump upwind of the decontamination area.</p> <p>j. Decontaminated rubber gloves and moved all equipment from Station 1 upwind of the decontamination area. Kept this equipment separate from equipment used to fill the sump.</p> <p>k. Spread a can of STB in each sump and covered the sumps.</p> <p>l. Marked the sumps.</p> <p>m. Submitted an NBC 4 report to higher HQ, defining the areas of contamination resulting from the decontamination operation.</p> <p>16. The contaminated element conducts reconstitution activities.</p> <p>a. Coordinated with supported battalions for assessment and recovery teams.</p> <p>b. Coordinated and requested maintenance support.</p> <p>c. Coordinated and requested medical support.</p> <p>d. Coordinated and established logistical support for resupply activities.</p>		

TASK PERFORMANCE / EVALUATION SUMMARY BLOCK							
ITERATION	1M	2M	3M	4M	5M		TOTAL
TOTAL TASK STEPS EVALUATED							
TOTAL TASK STEPS "GO"							
TRAINING STATUS "GO"/"NO-GO"							

"\*" indicates a leader task step.

### SUPPORTING INDIVIDUAL TASKS

Task Number	Task Title	References
031-503-1014	Identify Chemical Agents Using M8 Detector Paper	STP 21-1-SMCT
031-503-2001	Use M256 or M256A1 Chemical Agent Detector Kit	STP 21-24-SMCT
031-503-3010	Supervise Employment of Nuclear, Biological, or Chemical Markers	STP 21-24-SMCT

### SUPPORTING COLLECTIVE TASKS: NONE

### OPFOR TASKS AND STANDARDS

#### **TASK:** Disrupt Movement (5-OPFOR-0014)

**CONDITION:** The enemy is expected to move through the opposing forces (OPFOR) element's area of operations. The OPFOR element has received an operation order (OPORD) or fragmentary order (FRAGO) to disrupt enemy movement. The enemy has the capability to defend with direct fire and antiarmor weapons.

**STANDARD:** The OPFOR element delays enemy movement. 1. Delays the element. 2. Forces the element to deviate from its route. 3. Prevents the element from reaching its destination. 4. Surprises the element's main body.

#### **TASK:** Disrupt Defensive Preparations (5-OPFOR-0018)

**CONDITION:** The opposing forces (OPFOR) element has located the enemy. Priority intelligence requirements (PIR) and other intelligence requirements obtained by OPFOR patrols indicate that the enemy elements are establishing defensive positions. The OPFOR element has automatic and antiarmor weapons and light mortars.

**STANDARD:** The OPFOR element disrupts and delays the enemy's defensive preparations. 1. Locates and penetrates the enemy's security system. 2. Forces the enemy to delay defensive preparations. 3. Disrupts the enemy's obstacle preparations.

#### **TASK:** Disrupt Assembly Area (AA) Activities (5-OPFOR-0013)

**CONDITION:** Intelligence reports indicate that platoon- and company-size enemy units are operating in the opposing forces (OPFOR) area of operations. Enemy units can defend from AAs with direct fire, antiarmor weapons, and indirect fire. The enemy has close air support (CAS) and nuclear, biological, and chemical (NBC) capabilities.

**STANDARD:** The OPFOR element locates and disrupts the enemy's AA activities. 1. Locates the element's AA. 2. Probes the AA with squad- or team-size elements. 3. Inflicts more than 5 percent casualties on the element. 4. Disrupts the element's preparations (prevents or delays beyond the element's allotted time).

#### **TASK:** Defeat Obstacles (5-OPFOR-0009)

**CONDITION:** The opposing forces (OPFOR) element encounters an obstacle that blocks the avenue of approach as it advances upon the enemy forces.

**STANDARD:** The OPFOR element bypasses or breaches the enemy obstacle. 1. Detects the obstacle before halting its main body. 2. Defeats the obstacle. a. Bypasses the obstacle without entering the engagement areas. b. Breaches the obstacle within 45 minutes and passes its entire force through the obstacle. 3. Does not incur degradation to the point that the mission must be discontinued.

**TASK:** Conduct Terrorist and Saboteur Attacks (5-OPFOR-0005)

**CONDITION:** The opposing forces (OPFOR) element dispatches small teams into the enemy's rear area to disrupt combat service support (CSS) operations.

**STANDARD:** The enemy sustains disrupted command and control (C2), destroyed equipment and supplies, and light casualties. 1. Locates rear support bases and C2 facilities. 2. Delays and disrupts CSS operations through probes. 3. Infiltrates CSS bases to conduct sabotage and terrorist activities. 4. Inflicts light casualties. 5. Destroys supplies and equipment.

**TASK:** Disrupt a Route Reconnaissance (5-OPFOR-0021)

**CONDITION:** The enemy is conducting a route reconnaissance. The opposing forces (OPFOR) element is positioned along the enemy's route.

**STANDARD:** The OPFOR element attempts to disrupt a squad/section conducting a route reconnaissance. 1. Prevents the unit from meeting its specified time schedule. 2. Forces the unit to deviate from its specified route. 3. Prevents the unit from reaching its assigned destination. 4. Surprises the squad/section. 5. Inflicts casualties on the unit.

**TASK:** Disrupt a Net Control Station (NCS) (5-OPFOR-0019)

**CONDITION:** The enemy has established a NCS. The opposing forces (OPFOR) element has radio and jamming equipment.

**STANDARD:** The OPFOR element attempts to disrupt an NCS. 1. Attempts to locate the radio frequency that the unit is operating on. 2. Attempts to enter the radio net. 3. Attempts to issue "bogus" orders to a unit on the net. 4. Jams the radio frequency and forces the unit to go to an alternate frequency.

**TASK:** Disrupt Construction of Vehicle Fighting Positions (5-OPFOR-0020)

**CONDITION:** The opposing forces (OPFOR) element has located the enemy. The priority intelligence requirements (PIR) and other intelligence obtained by OPFOR patrols indicate the enemy is constructing vehicle fighting positions within its defensive area. The OPFOR element has automatic and antiarmor weapons and light mortars.

**STANDARD:** The OPFOR element attempts to disrupt the enemy's efforts to establish vehicle fighting positions. 1. Locates the defensive area. 2. Surprises the main body. 3. Penetrates the defensive area with squad-size probes. 4. Inflicts casualties on the unit. 5. Destroys vehicles. 6. Disrupts the unit's preparations (prevents or delays beyond the unit's allotted time).

**TASK:** Conduct an Aerial Reconnaissance (5-OPFOR-0010)

**CONDITION:** The opposing forces (OPFOR) headquarters (HQ) element requires intelligence on the locations and identification of the enemy elements. Aircraft is dispatched to take photographs and make a visual inspection of the enemy rear area.

**STANDARD:** The OPFOR element gathers photograph intelligence of the enemy. 1. Photographs the assigned sectors. 2. Makes quick visual checks where the ceiling is low. 3. Locates enemy positions in the area, particularly support and storage bases, and command and control (C2) facilities. 4. Sustains no loss of aircraft. 5. Reports priority intelligence requirements (PIR) and other information requirements to the OPFOR HQ.

**TASK:** Disrupt an Engineer Reconnaissance (5-OPFOR-0022)

**CONDITION:** The enemy is conducting an engineer reconnaissance. The opposing forces (OPFOR) element is positioned along the enemy's route.

**STANDARD:** The OPFOR element disrupts an engineer reconnaissance. 1. Prevents the unit from meeting its specified time schedule. 2. Forces the unit to deviate from its specified route. 3. Prevents the unit from accomplishing its assigned engineer reconnaissance. 4. Surprises the unit conducting the reconnaissance.

**TASK:** Conduct an Attack (5-OPFOR-0008)

**CONDITION:** The enemy is conducting tactical operations. The opposing forces (OPFOR) element receives orders to attack the enemy, the area of occupation, or the main supply route (MSR) with smoke.

**STANDARD:** The OPFOR element disrupts the enemy's movement and smoke operations. 1. Determines the delivery method of the smoke attack. 2. Locates the target. 3. Delivers the smoke attack downwind. 4. Attacks the enemy with smoke, and surge attacks when the enemy responds to the smoke.

**TASK:** Disrupt Quartering Party Operations (5-OPFOR-0017)

**CONDITION:** The enemy is conducting quartering party operations. It has established an assembly area (AA) but has not moved in the main body.

**STANDARD:** The opposing forces (OPFOR) element attempts to disrupt quartering party operations and infiltrate the enemy's AA. 1. Locates the quartering party and the AA. 2. Surprises the main body. 3. Penetrates the AA with squad-size probes. 4. Inflicts personnel casualties and vehicle damage. 5. Disrupts the unit's preparations (prevents or delays beyond the unit's allotted time).

**TASK:** Disrupt Enemy Movement and Operations Using Tactical Nuclear Weapons (5-OPFOR-0016)

**CONDITION:** The opposing forces (OPFOR) element has located the enemy. Priority intelligence requirements (PIR) and other intelligence requirements have been obtained by OPFOR patrols. Tactical nuclear weapons are employed against key locations in the rear area.

**STANDARD:** The OPFOR element disrupts enemy movement and operations. 1. Disrupts or delays the movement of the enemy's equipment and supplies to the forward areas. 2. Destroys enemy equipment and supplies. 3. Inflicts a high rate of nuclear casualties among the enemy forces. 4. Denies the enemy the use of specified areas. 5. Contaminates the enemy's equipment and supplies.

**TASK:** Disrupt Enemy Movement and Operations Using Persistent and Nonpersistent Chemical Weapons (5-OPFOR-0015)

**CONDITION:** The opposing forces (OPFOR) element has located the enemy. Priority intelligence requirements (PIR) and other intelligence requirements have been obtained by OPFOR patrols. The OPFOR units deliver chemical agents, by means of conventional artillery weapons or aircraft, along selected supply routes and key bases in the rear area.



**STANDARD:** The OPFOR element disrupts enemy movement and operations using persistent and nonpersistent chemical weapons. 1. Delivers chemical agents in low and densely wooded areas. 2. Delays the movement of enemy supplies and equipment to the forward areas. 3. Restricts the movement of the enemy units in the rear area. 4. Channels the movement of enemy units into predesignated ambush areas. 5. Contaminates enemy supplies and equipment. 6. Inflicts a high rate of casualties on enemy forces.

**TASK:** Counter Passage of Lines (5-OPFOR-0012)

**CONDITION:** Enemy forces are in defensive positions, but they are expected to attempt passage-of-lines operations. The opposing forces (OPFOR) received orders to disrupt enemy passage-of-lines operations.

**STANDARD:** The OPFOR element delays or prevents enemy passage of lines. 1. Delays the passage. 2. Prevents the company from moving all personnel through the stationary unit. 3. Engages the main body of either the moving or the stationary unit.

**TASK:** Conduct Air Attacks (5-OPFOR-0002)

**CONDITION:** The opposing forces (OPFOR) element in the rear area has forwarded the positions of the enemy support sites or the locations of moving elements. The OPFOR aircraft have been dispatched to attack enemy installations or convoys.

**STANDARD:** The OPFOR element attempts to delay, disrupt, or damage the enemy targets by air. 1. Locates the target (support sites or convoys). 2. Makes attack runs on the designated targets. 3. Inflicts heavy damage to the selected target. 4. Sustains no loss of aircraft. 5. Delays moving the force for more than one hour.

**TASK:** Surrender to the Capturing Unit on the Battlefield (5-OPFOR-0024)

**CONDITION:** The enemy has captured opposing forces (OPFOR) element's soldiers, documents, and equipment sensitive to the OPFOR tactical operations.

**STANDARD:** The OPFOR soldiers retain or destroy documents and equipment. The OPFOR element surrenders the documents and the equipment of no tactical use to the enemy and attempts to conceal or destroy items of tactical value. The OPFOR element attempts escape and evasion. 1. Prevents the successful capture of the documents and the equipment. 2. Destroys the documents and the equipment. 3. Removes identifying markings from the equipment. 4. Removes unit-identifying insignia. 5. Provides misleading information. 6. Plans an escape. 7. Delays movement to the nearest collection point. 8. Prevents safeguarding of the enemy prisoners of war (EPWs) in order to cause embarrassment to the United States (US).

**TASK:** Conduct a Raid (5-OPFOR-0004)

**CONDITION:** The opposing forces (OPFOR) element has occupied an objective rally point and has orders to conduct a raid on a combat service support (CSS) base.

**STANDARD:** The OPFOR element infiltrates the enemy's base and destroys all of the targets. 1. Surprises the enemy forces. 2. Assaults the support base and accomplishes the assigned tasks. 3. Destroys the specified equipment and supplies. 4. Avoids being decisively engaged. 5. Withdraws all personnel from the objective areas within the time prescribed. 6. Obtains all priority intelligence requirements (PIR) from the raid site. 7. Sustains only light casualties from enemy fire.

**TASK:** Attack (5-OPFOR-0001)

**CONDITION:** The opposing forces (OPFOR) element has located the enemy. The priority intelligence requirements (PIR) and the other intelligence requirements have been obtained by OPFOR patrols. The OPFOR element has automatic and antiarmor weapons and light mortars.

**STANDARD:** The OPFOR element attempts to seize the terrain, the vehicles, or the equipment. 1. Develops an attack plan. 2. Surprises the enemy unit's main body. 3. Initiates the attack using a scheme of maneuver that exploits the enemy's flanks, gaps, and weaknesses. 4. Uses covered and concealed routes to approach the enemy forces' flanks, gaps, or weakly held areas. 5. Employs indirect fire to support the attack. 6. Penetrates enemy defenses. 7. Destroys the equipment and the supplies. 8. Inflicts heavy casualties. 9. Isolates the combat service support (CSS) base by blocking the reinforcements. 10. Forces the enemy units to displace. 11. Avoids being fixed in one position. 12. Withdraws before the CSS base is reinforced with tactical combat forces.

**TASK:** Conduct Sniper Operations (5-OPFOR-0006)

**CONDITION:** The opposing forces (OPFOR) element has assigned snipers (regular or irregular elements) in the enemy's rear area along the main supply route (MSR) and near support sites.

**STANDARD:** The OPFOR element kills or wounds targets. 1. Sets up a well-concealed location. 2. Engages vehicle drivers or personnel on foot with short bursts of semiautomatic fire. 3. Kills or wounds selected targets. 4. Prevents the position from being discovered by enemy forces. 5. Evacuates the area without being spotted. 6. Reports all specified priority intelligence requirements (PIR) and other intelligence requirements to the OPFOR headquarters (HQ).

**TASK:** Defend a Minefield (5-OPFOR-0023)

**CONDITION:** The enemy is conducting a minefield sweeping operation. The opposing forces (OPFOR) element has a minefield placed in the enemy's path. The minefield is under constant observation and fire.

**STANDARD:** The OPFOR element defends a minefield against an enemy element conducting a minefield sweeping operation. 1. Prevents the unit from detecting the obstacle. 2. Disrupts the minefield sweeping operation. 3. Prevents the unit from conducting the minefield sweeping operation, prevents the unit from moving all personnel through the breach, or delays the completion of the minefield sweeping operation for more than 45 minutes.

**TASK:** Conduct an Ambush (5-OPFOR-0007)

**CONDITION:** The enemy is moving in a convoy. The opposing forces (OPFOR) element is positioned along the enemy's route.

**STANDARD:** The OPFOR element inflicts casualties on the enemy and causes vehicle and equipment damage. 1. Prepares an ambush site before the element arrives. 2. Surprises march element forces. 3. Inflicts heavy casualties within the designated kill zone. 4. Inflicts heavy damage to the vehicles and the equipment within the designated kill zone. 5. Delays the march element from reaching a specified destination for a specified period of time. 6. Withdraws on order. 7. Sustains no casualties. 8. Reports actions to superiors.

**TASK:** Maintain Contact (5-OPFOR-0003)

**CONDITION:** The opposing forces (OPFOR) element is engaged with enemy base-defense forces. The enemy forces are withdrawing under pressure.

**STANDARD:** The OPFOR element maintains enemy contact while the enemy withdraws. 1. Engages the enemy forces decisively. 2. Advances the OPFOR as the enemy forces withdraw. 3. Inflicts heavy casualties. 4. Captures the members of the enemy force. 5. Captures documents and equipment. 6. Safeguards the captured documents, the equipment, and the personnel.

- ELEMENTS:** Section  
 Command Section  
 Company Headquarters  
 S1 Section  
 S2 Section  
 S3 Section  
 S4 Section  
 Communication Section  
 Treatment Team  
 Ambulance Team  
 Combat Medical Section  
 Unit Ministry Team  
 Equipment Platoon Headquarters  
 Construction Equipment Section  
 Asphalt and Concrete Section  
 Dump Truck Section  
 Maintenance Platoon Headquarters  
 Direct Support Maintenance Section  
 Direct Support Maintenance Supply Section  
 Company Maintenance Section  
 Company

**TASK:** Prepare for Operations under Nuclear, Biological, and Chemical (NBC) Conditions (03-3-C201.05-T01A)  
 (FM 3-100) (FM 3-11) (FM 3-3)  
 (FM 3-4)

**ITERATION:** 1 2 3 4 5 M (Circle)  
**COMMANDER/LEADER ASSESSMENT:** T P U (Circle)

**CONDITIONS:** Higher headquarters (HQ) informs the unit that opposing forces (OPFOR) are conducting NBC warfare in the area. NBC equipment has been issued. Soldiers carry protective masks with their load-carrying equipment (LCE), having mission-oriented protection posture (MOPP) gear readily available (within the work area). Some iterations of this task should be performed in MOPP4.

**TASK STANDARDS:** The unit uses collective protection or takes measures to limit the effects of NBC attacks and/or contamination and continues the mission. The time required to perform this task is increased when conducting it in mission-oriented protection posture (MOPP) 4.

TASK STEPS AND PERFORMANCE MEASURES	GO	NO-GO
* 1. The element leader checks accountability and serviceability of NBC defense equipment. <ul style="list-style-type: none"> <li>a. Ensured that NBC detection equipment was issued to trained operators.</li> <li>b. Ensured that NBC detection equipment was employed and operating within 15 minutes.</li> <li>c. Identified equipment shortages.</li> <li>d. Took action to obtain replacement equipment.</li> </ul> 2. The element assumes MOPP levels as directed by higher HQ or as the NBC situation dictates and is prepared to operate at the time specified in the operation order (OPORD). <ul style="list-style-type: none"> <li>a. Donned masks and hoods within 15 seconds.</li> <li>b. Assumed MOPP 4 within 8 minutes.</li> </ul>		

TASK STEPS AND PERFORMANCE MEASURES	GO	NO-GO
3. Soldiers take actions to protect themselves against an NBC attack. <ul style="list-style-type: none"> <li>a. Set up and used collective-protective shelters (if available).</li> <li>b. Prepared protective shelters, such as foxholes with overhead cover.</li> </ul> * 4. The element leader adjusts the MOPP level using MOPP analysis. <ul style="list-style-type: none"> <li>a. Received and analyzed the enemy NBC threat capability. Took the following into consideration:                             <ul style="list-style-type: none"> <li>(1) Was the unit targeted or could it be targeted?</li> <li>(2) Did the enemy have the capability to deliver chemical or nuclear weapons?</li> <li>(3) When or where could the enemy most likely deliver the chemical or nuclear weapons?</li> </ul> </li> <li>b. Collected and analyzed weather data. Took the following into consideration:                             <ul style="list-style-type: none"> <li>(1) Was it day or night?</li> <li>(2) What were the current weather conditions (see chemical downwind message [CDM] or weather report)?</li> <li>(3) What were weather conditions two, four, and six hours in the future (see CDM or weather report)?</li> </ul> </li> <li>c. Analyzed the element's status and mission. Took the following into consideration:                             <ul style="list-style-type: none"> <li>(1) What was the mission?</li> <li>(2) What was the work rate?</li> <li>(3) How long did the work take?</li> <li>(4) What were the training and physical levels of the unit?</li> <li>(5) How long did it take to warn all the soldiers of an NBC attack?</li> </ul> </li> </ul>		

TASK PERFORMANCE / EVALUATION SUMMARY BLOCK							
ITERATION	1	2	3	4	5	M	TOTAL
TOTAL TASK STEPS EVALUATED							
TOTAL TASK STEPS "GO"							
TRAINING STATUS "GO"/"NO-GO"							

"\*" indicates a leader task step.

**SUPPORTING INDIVIDUAL TASKS**

Task Number	Task Title	References
031-503-3008	Implement Mission-Oriented Protective Posture	STP 21-24-SMCT

**SUPPORTING COLLECTIVE TASKS: NONE**

**OPFOR TASKS AND STANDARDS**

**TASK:** Disrupt Defensive Preparations (5-OPFOR-0018)

**CONDITION:** The opposing forces (OPFOR) element has located the enemy. Priority intelligence requirements (PIR) and other intelligence requirements obtained by OPFOR patrols indicate that the enemy elements are establishing defensive positions. The OPFOR element has automatic and antiarmor weapons and light mortars.

**STANDARD:** The OPFOR element disrupts and delays the enemy's defensive preparations. 1. Locates and penetrates the enemy's security system. 2. Forces the enemy to delay defensive preparations. 3. Disrupts the enemy's obstacle preparations.

**TASK:** Disrupt Movement (5-OPFOR-0014)

**CONDITION:** The enemy is expected to move through the opposing forces (OPFOR) element's area of operations. The OPFOR element has received an operation order (OPORD) or fragmentary order (FRAGO) to disrupt enemy movement. The enemy has the capability to defend with direct fire and antiarmor weapons.

**STANDARD:** The OPFOR element delays enemy movement. 1. Delays the element. 2. Forces the element to deviate from its route. 3. Prevents the element from reaching its destination. 4. Surprises the element's main body.

**TASK:** Disrupt Assembly Area (AA) Activities (5-OPFOR-0013)

**CONDITION:** Intelligence reports indicate that platoon- and company-size enemy units are operating in the opposing forces (OPFOR) area of operations. Enemy units can defend from AAs with direct fire, antiarmor weapons, and indirect fire. The enemy has close air support (CAS) and nuclear, biological, and chemical (NBC) capabilities.

**STANDARD:** The OPFOR element locates and disrupts the enemy's AA activities. 1. Locates the element's AA. 2. Probes the AA with squad- or team-size elements. 3. Inflicts more than 5 percent casualties on the element. 4. Disrupts the element's preparations (prevents or delays beyond the element's allotted time).

**TASK:** Defeat Obstacles (5-OPFOR-0009)

**CONDITION:** The opposing forces (OPFOR) element encounters an obstacle that blocks the avenue of approach as it advances upon the enemy forces.

**STANDARD:** The OPFOR element bypasses or breaches the enemy obstacle. 1. Detects the obstacle before halting its main body. 2. Defeats the obstacle. a. Bypasses the obstacle without entering the engagement areas. b. Breaches the obstacle within 45 minutes and passes its entire force through the obstacle. 3. Does not incur degradation to the point that the mission must be discontinued.

**TASK:** Disrupt a Route Reconnaissance (5-OPFOR-0021)

**CONDITION:** The enemy is conducting a route reconnaissance. The opposing forces (OPFOR) element is positioned along the enemy's route.

**STANDARD:** The OPFOR element attempts to disrupt a squad/section conducting a route reconnaissance. 1. Prevents the unit from meeting its specified time schedule. 2. Forces the unit to deviate from its specified route. 3. Prevents the unit from reaching its assigned destination. 4. Surprises the squad/section. 5. Inflicts casualties on the unit.

**TASK:** Conduct Terrorist and Saboteur Attacks (5-OPFOR-0005)

**CONDITION:** The opposing forces (OPFOR) element dispatches small teams into the enemy's rear area to disrupt combat service support (CSS) operations.

**STANDARD:** The enemy sustains disrupted command and control (C2), destroyed equipment and supplies, and light casualties. 1. Locates rear support bases and C2 facilities. 2. Delays and disrupts CSS operations through probes. 3. Infiltrates CSS bases to conduct sabotage and terrorist activities. 4. Inflicts light casualties. 5. Destroys supplies and equipment.

**TASK:** Disrupt a Net Control Station (NCS) (5-OPFOR-0019)

**CONDITION:** The enemy has established a NCS. The opposing forces (OPFOR) element has radio and jamming equipment.

**STANDARD:** The OPFOR element attempts to disrupt an NCS. 1. Attempts to locate the radio frequency that the unit is operating on. 2. Attempts to enter the radio net. 3. Attempts to issue "bogus" orders to a unit on the net. 4. Jams the radio frequency and forces the unit to go to an alternate frequency.

**TASK:** Disrupt Construction of Vehicle Fighting Positions (5-OPFOR-0020)

**CONDITION:** The opposing forces (OPFOR) element has located the enemy. The priority intelligence requirements (PIR) and other intelligence obtained by OPFOR patrols indicate the enemy is constructing vehicle fighting positions within its defensive area. The OPFOR element has automatic and antiarmor weapons and light mortars.

**STANDARD:** The OPFOR element attempts to disrupt the enemy's efforts to establish vehicle fighting positions. 1. Locates the defensive area. 2. Surprises the main body. 3. Penetrates the defensive area with squad-size probes. 4. Inflicts casualties on the unit. 5. Destroys vehicles. 6. Disrupts the unit's preparations (prevents or delays beyond the unit's allotted time).

**TASK:** Conduct an Aerial Reconnaissance (5-OPFOR-0010)

**CONDITION:** The opposing forces (OPFOR) headquarters (HQ) element requires intelligence on the locations and identification of the enemy elements. Aircraft is dispatched to take photographs and make a visual inspection of the enemy rear area.

**STANDARD:** The OPFOR element gathers photograph intelligence of the enemy. 1. Photographs the assigned sectors. 2. Makes quick visual checks where the ceiling is low. 3. Locates enemy positions in the area, particularly support and storage bases, and command and control (C2) facilities. 4. Sustains no loss of aircraft. 5. Reports priority intelligence requirements (PIR) and other information requirements to the OPFOR HQ.

**TASK:** Disrupt an Engineer Reconnaissance (5-OPFOR-0022)

**CONDITION:** The enemy is conducting an engineer reconnaissance. The opposing forces (OPFOR) element is positioned along the enemy's route.

**STANDARD:** The OPFOR element disrupts an engineer reconnaissance. 1. Prevents the unit from meeting its specified time schedule. 2. Forces the unit to deviate from its specified route. 3. Prevents the unit from accomplishing its assigned engineer reconnaissance. 4. Surprises the unit conducting the reconnaissance.

**TASK:** Conduct an Attack (5-OPFOR-0008)

**CONDITION:** The enemy is conducting tactical operations. The opposing forces (OPFOR) element receives orders to attack the enemy, the area of occupation, or the main supply route (MSR) with smoke.

**STANDARD:** The OPFOR element disrupts the enemy's movement and smoke operations. 1. Determines the delivery method of the smoke attack. 2. Locates the target. 3. Delivers the smoke attack downwind. 4. Attacks the enemy with smoke, and surge attacks when the enemy responds to the smoke.

**TASK:** Disrupt Quarters Party Operations (5-OPFOR-0017)

**CONDITION:** The enemy is conducting quarters party operations. It has established an assembly area (AA) but has not moved in the main body.

**STANDARD:** The opposing forces (OPFOR) element attempts to disrupt quarters party operations and infiltrate the enemy's AA. 1. Locates the quarters party and the AA. 2. Surprises the main body. 3. Penetrates the AA with squad-size probes. 4. Inflicts personnel casualties and vehicle damage. 5. Disrupts the unit's preparations (prevents or delays beyond the unit's allotted time).

**TASK:** Disrupt Enemy Movement and Operations Using Tactical Nuclear Weapons (5-OPFOR-0016)

**CONDITION:** The opposing forces (OPFOR) element has located the enemy. Priority intelligence requirements (PIR) and other intelligence requirements have been obtained by OPFOR patrols. Tactical nuclear weapons are employed against key locations in the rear area.

**STANDARD:** The OPFOR element disrupts enemy movement and operations. 1. Disrupts or delays the movement of the enemy's equipment and supplies to the forward areas. 2. Destroys enemy equipment and supplies. 3. Inflicts a high rate of nuclear casualties among the enemy forces. 4. Denies the enemy the use of specified areas. 5. Contaminates the enemy's equipment and supplies.

**TASK:** Disrupt Enemy Movement and Operations Using Persistent and Nonpersistent Chemical Weapons (5-OPFOR-0015)

**CONDITION:** The opposing forces (OPFOR) element has located the enemy. Priority intelligence requirements (PIR) and other intelligence requirements have been obtained by OPFOR patrols. The OPFOR units deliver chemical agents, by means of conventional artillery weapons or aircraft, along selected supply routes and key bases in the rear area.

**STANDARD:** The OPFOR element disrupts enemy movement and operations using persistent and nonpersistent chemical weapons. 1. Delivers chemical agents in low and densely wooded areas. 2. Delays the movement of enemy supplies and equipment to the forward areas. 3. Restricts the movement of the enemy units in the rear area. 4. Channels the movement of enemy units into predesignated ambush areas. 5. Contaminates enemy supplies and equipment. 6. Inflicts a high rate of casualties on enemy forces.

**TASK:** Counter Passage of Lines (5-OPFOR-0012)

**CONDITION:** Enemy forces are in defensive positions, but they are expected to attempt passage-of-lines operations. The opposing forces (OPFOR) received orders to disrupt enemy passage-of-lines operations.

**STANDARD:** The OPFOR element delays or prevents enemy passage of lines. 1. Delays the passage. 2. Prevents the company from moving all personnel through the stationary unit. 3. Engages the main body of either the moving or the stationary unit.

**TASK:** Conduct Air Attacks (5-OPFOR-0002)

**CONDITION:** The opposing forces (OPFOR) element in the rear area has forwarded the positions of the enemy support sites or the locations of moving elements. The OPFOR aircraft have been dispatched to attack enemy installations or convoys.

**STANDARD:** The OPFOR element attempts to delay, disrupt, or damage the enemy targets by air. 1. Locates the target (support sites or convoys). 2. Makes attack runs on the designated targets. 3. Inflicts heavy damage to the selected target. 4. Sustains no loss of aircraft. 5. Delays moving the force for more than one hour.

**TASK:** Surrender to the Capturing Unit on the Battlefield (5-OPFOR-0024)

**CONDITION:** The enemy has captured opposing forces (OPFOR) element's soldiers, documents, and equipment sensitive to the OPFOR tactical operations.

**STANDARD:** The OPFOR soldiers retain or destroy documents and equipment. The OPFOR element surrenders the documents and the equipment of no tactical use to the enemy and attempts to conceal or destroy items of tactical value. The OPFOR element attempts escape and evasion. 1. Prevents the successful capture of the documents and the equipment. 2. Destroys the documents and the equipment. 3. Removes identifying markings from the equipment. 4. Removes unit-identifying insignia. 5. Provides misleading information. 6. Plans an escape. 7. Delays movement to the nearest collection point. 8. Prevents safeguarding of the enemy prisoners of war (EPWs) in order to cause embarrassment to the United States (US).

**TASK:** Conduct a Raid (5-OPFOR-0004)

**CONDITION:** The opposing forces (OPFOR) element has occupied an objective rally point and has orders to conduct a raid on a combat service support (CSS) base.

**STANDARD:** The OPFOR element infiltrates the enemy's base and destroys all of the targets. 1. Surprises the enemy forces. 2. Assaults the support base and accomplishes the assigned tasks. 3. Destroys the specified equipment and supplies. 4. Avoids being decisively engaged. 5. Withdraws all personnel from the objective areas within the time prescribed. 6. Obtains all priority intelligence requirements (PIR) from the raid site. 7. Sustains only light casualties from enemy fire.

**TASK:** Attack (5-OPFOR-0001)

**CONDITION:** The opposing forces (OPFOR) element has located the enemy. The priority intelligence requirements (PIR) and the other intelligence requirements have been obtained by OPFOR patrols. The OPFOR element has automatic and antiarmor weapons and light mortars.

**STANDARD:** The OPFOR element attempts to seize the terrain, the vehicles, or the equipment. 1. Develops an attack plan. 2. Surprises the enemy unit's main body. 3. Initiates the attack using a scheme of maneuver that exploits the enemy's flanks, gaps, and weaknesses. 4. Uses covered and concealed routes to approach the enemy forces' flanks, gaps, or weakly held areas. 5. Employs indirect fire to support the attack. 6. Penetrates enemy defenses. 7. Destroys the equipment and the supplies. 8. Inflicts heavy casualties. 9. Isolates the combat service support (CSS) base by blocking the reinforcements. 10. Forces the enemy units to displace. 11. Avoids being fixed in one position. 12. Withdraws before the CSS base is reinforced with tactical combat forces.

**TASK:** Conduct Sniper Operations (5-OPFOR-0006)

**CONDITION:** The opposing forces (OPFOR) element has assigned snipers (regular or irregular elements) in the enemy's rear area along the main supply route (MSR) and near support sites.

**STANDARD:** The OPFOR element kills or wounds targets. 1. Sets up a well-concealed location. 2. Engages vehicle drivers or personnel on foot with short bursts of semiautomatic fire. 3. Kills or wounds selected targets. 4. Prevents the position from being discovered by enemy forces. 5. Evacuates the area without being spotted. 6. Reports all specified priority intelligence requirements (PIR) and other intelligence requirements to the OPFOR headquarters (HQ).



**TASK:** Defend a Minefield (5-OPFOR-0023)

**CONDITION:** The enemy is conducting a minefield sweeping operation. The opposing forces (OPFOR) element has a minefield placed in the enemy's path. The minefield is under constant observation and fire.

**STANDARD:** The OPFOR element defends a minefield against an enemy element conducting a minefield sweeping operation. 1. Prevents the unit from detecting the obstacle. 2. Disrupts the minefield sweeping operation. 3. Prevents the unit from conducting the minefield sweeping operation, prevents the unit from moving all personnel through the breach, or delays the completion of the minefield sweeping operation for more than 45 minutes.

**TASK:** Conduct an Ambush (5-OPFOR-0007)

**CONDITION:** The enemy is moving in a convoy. The opposing forces (OPFOR) element is positioned along the enemy's route.

**STANDARD:** The OPFOR element inflicts casualties on the enemy and causes vehicle and equipment damage. 1. Prepares an ambush site before the element arrives. 2. Surprises march element forces. 3. Inflicts heavy casualties within the designated kill zone. 4. Inflicts heavy damage to the vehicles and the equipment within the designated kill zone. 5. Delays the march element from reaching a specified destination for a specified period of time. 6. Withdraws on order. 7. Sustains no casualties. 8. Reports actions to superiors.

**TASK:** Maintain Contact (5-OPFOR-0003)

**CONDITION:** The opposing forces (OPFOR) element is engaged with enemy base-defense forces. The enemy forces are withdrawing under pressure.

**STANDARD:** The OPFOR element maintains enemy contact while the enemy withdraws. 1. Engages the enemy forces decisively. 2. Advances the OPFOR as the enemy forces withdraw. 3. Inflicts heavy casualties. 4. Captures the members of the enemy force. 5. Captures documents and equipment. 6. Safeguards the captured documents, the equipment, and the personnel.

- ELEMENTS:** Section  
 Command Section  
 Company Headquarters  
 S1 Section  
 S2 Section  
 S3 Section  
 S4 Section  
 Communication Section  
 Treatment Team  
 Ambulance Team  
 Combat Medical Section  
 Unit Ministry Team  
 Equipment Platoon Headquarters  
 Construction Equipment Section  
 Asphalt and Concrete Section  
 Dump Truck Section  
 Maintenance Platoon Headquarters  
 Direct Support Maintenance Section  
 Direct Support Maintenance Supply Section  
 Company Maintenance Section  
 Company

**TASK:** Prepare for a Chemical Attack (03-3-C202.05-T01A)  
 (FM 3-100) (FM 3-11) (FM 3-4)

**ITERATION:** 1 2 3 4 5 M (Circle)

**COMMANDER/LEADER ASSESSMENT:** T P U (Circle)

**CONDITIONS:** Opposing forces (OPFOR) are conducting chemical warfare or intelligence indicates its use is imminent. Higher headquarters (HQ) directs implementation of actions to minimize casualties and limit contamination. Some iterations of this task should be performed in MOPP4.

**TASK STANDARDS:** Unit personnel assume mission-oriented protection posture (MOPP) 4 within 8 minutes and complete preparation efforts before the attack or its effects reach their location. The unit protects its personnel, equipment, food, and water and continues its mission. The time required to perform this task is increased when conducting it in mission-oriented protection posture (MOPP) 4.

TASK STEPS AND PERFORMANCE MEASURES	GO	NO-GO
* 1. The element leader issues a warning order.  2. Element personnel start defensive preparations for a chemical attack. a. Assumed MOPP 4 within 8 minutes after notification. b. Attached M9 detector paper to their right arms, left wrists, either their right or left ankles, and the vehicles. c. Conducted MOPP field sanitation procedures. d. Emplaced chemical-agent alarms upwind of their position.  3. Element personnel prepare fighting positions or shelters. a. Used existing, natural, or man-made facilities (such as caves, ditches, culverts, and tunnels) as fighting positions and shelters. b. Dug fighting positions and bunkers with overhead cover.  NOTE: Fighting positions should have overhead cover consisting of a minimum of 18 inches of soil, if time permits.		

TASK STEPS AND PERFORMANCE MEASURES	GO	NO-GO
* 4. The noncommissioned officers (NCOs) check personnel and fighting positions. a. Ensured that personnel were at MOPP 4. b. Ensured that individual and element fighting positions were hardened with sandbags and overhead cover.		
* 5. The element leader takes additional actions consistent with the tactical situation by increasing, decreasing, or modifying the MOPP level as appropriate.		

TASK PERFORMANCE / EVALUATION SUMMARY BLOCK							
ITERATION	1	2	3	4	5	M	TOTAL
TOTAL TASK STEPS EVALUATED							
TOTAL TASK STEPS "GO"							
TRAINING STATUS "GO"/"NO-GO"							

"\*" indicates a leader task step.

**SUPPORTING INDIVIDUAL TASKS**

Task Number	Task Title	References
031-503-3008	Implement Mission-Oriented Protective Posture	STP 21-24-SMCT

**SUPPORTING COLLECTIVE TASKS: NONE**

**OPFOR TASKS AND STANDARDS**

**TASK:** Defend a Minefield (5-OPFOR-0023)

**CONDITION:** The enemy is conducting a minefield sweeping operation. The opposing forces (OPFOR) element has a minefield placed in the enemy's path. The minefield is under constant observation and fire.

**STANDARD:** The OPFOR element defends a minefield against an enemy element conducting a minefield sweeping operation. 1. Prevents the unit from detecting the obstacle. 2. Disrupts the minefield sweeping operation. 3. Prevents the unit from conducting the minefield sweeping operation, prevents the unit from moving all personnel through the breach, or delays the completion of the minefield sweeping operation for more than 45 minutes.

**TASK:** Disrupt Movement (5-OPFOR-0014)

**CONDITION:** The enemy is expected to move through the opposing forces (OPFOR) element's area of operations. The OPFOR element has received an operation order (OPORD) or fragmentary order (FRAGO) to disrupt enemy movement. The enemy has the capability to defend with direct fire and antiarmor weapons.

**STANDARD:** The OPFOR element delays enemy movement. 1. Delays the element. 2. Forces the element to deviate from its route. 3. Prevents the element from reaching its destination. 4. Surprises the element's main body.

**TASK:** Surrender to the Capturing Unit on the Battlefield (5-OPFOR-0024)

**CONDITION:** The enemy has captured opposing forces (OPFOR) element's soldiers, documents, and equipment sensitive to the OPFOR tactical operations.

**STANDARD:** The OPFOR soldiers retain or destroy documents and equipment. The OPFOR element surrenders the documents and the equipment of no tactical use to the enemy and attempts to conceal or destroy items of tactical value. The OPFOR element attempts escape and evasion. 1. Prevents the successful capture of the documents and the equipment. 2. Destroys the documents and the equipment. 3. Removes identifying markings from the equipment. 4. Removes unit-identifying insignia. 5. Provides misleading information. 6. Plans an escape. 7. Delays movement to the nearest collection point. 8. Prevents safeguarding of the enemy prisoners of war (EPWs) in order to cause embarrassment to the United States (US).

**TASK:** Disrupt Defensive Preparations (5-OPFOR-0018)

**CONDITION:** The opposing forces (OPFOR) element has located the enemy. Priority intelligence requirements (PIR) and other intelligence requirements obtained by OPFOR patrols indicate that the enemy elements are establishing defensive positions. The OPFOR element has automatic and antiarmor weapons and light mortars.

**STANDARD:** The OPFOR element disrupts and delays the enemy's defensive preparations. 1. Locates and penetrates the enemy's security system. 2. Forces the enemy to delay defensive preparations. 3. Disrupts the enemy's obstacle preparations.

**TASK:** Defeat Obstacles (5-OPFOR-0009)

**CONDITION:** The opposing forces (OPFOR) element encounters an obstacle that blocks the avenue of approach as it advances upon the enemy forces.

**STANDARD:** The OPFOR element bypasses or breaches the enemy obstacle. 1. Detects the obstacle before halting its main body. 2. Defeats the obstacle. a. Bypasses the obstacle without entering the engagement areas. b. Breaches the obstacle within 45 minutes and passes its entire force through the obstacle. 3. Does not incur degradation to the point that the mission must be discontinued.

**TASK:** Disrupt Assembly Area (AA) Activities (5-OPFOR-0013)

**CONDITION:** Intelligence reports indicate that platoon- and company-size enemy units are operating in the opposing forces (OPFOR) area of operations. Enemy units can defend from AAs with direct fire, antiarmor weapons, and indirect fire. The enemy has close air support (CAS) and nuclear, biological, and chemical (NBC) capabilities.

**STANDARD:** The OPFOR element locates and disrupts the enemy's AA activities. 1. Locates the element's AA. 2. Probes the AA with squad- or team-size elements. 3. Inflicts more than 5 percent casualties on the element. 4. Disrupts the element's preparations (prevents or delays beyond the element's allotted time).

**TASK:** Disrupt a Route Reconnaissance (5-OPFOR-0021)

**CONDITION:** The enemy is conducting a route reconnaissance. The opposing forces (OPFOR) element is positioned along the enemy's route.

**STANDARD:** The OPFOR element attempts to disrupt a squad/section conducting a route reconnaissance. 1. Prevents the unit from meeting its specified time schedule. 2. Forces the unit to deviate from its specified route. 3. Prevents the unit from reaching its assigned destination. 4. Surprises the squad/section. 5. Inflicts casualties on the unit.

**TASK:** Conduct Terrorist and Saboteur Attacks (5-OPFOR-0005)

**CONDITION:** The opposing forces (OPFOR) element dispatches small teams into the enemy's rear area to disrupt combat service support (CSS) operations.

**STANDARD:** The enemy sustains disrupted command and control (C2), destroyed equipment and supplies, and light casualties. 1. Locates rear support bases and C2 facilities. 2. Delays and disrupts CSS operations through probes. 3. Infiltrates CSS bases to conduct sabotage and terrorist activities. 4. Inflicts light casualties. 5. Destroys supplies and equipment.

**TASK:** Disrupt a Net Control Station (NCS) (5-OPFOR-0019)

**CONDITION:** The enemy has established a NCS. The opposing forces (OPFOR) element has radio and jamming equipment.

**STANDARD:** The OPFOR element attempts to disrupt an NCS. 1. Attempts to locate the radio frequency that the unit is operating on. 2. Attempts to enter the radio net. 3. Attempts to issue "bogus" orders to a unit on the net. 4. Jams the radio frequency and forces the unit to go to an alternate frequency.

**TASK:** Disrupt Construction of Vehicle Fighting Positions (5-OPFOR-0020)

**CONDITION:** The opposing forces (OPFOR) element has located the enemy. The priority intelligence requirements (PIR) and other intelligence obtained by OPFOR patrols indicate the enemy is constructing vehicle fighting positions within its defensive area. The OPFOR element has automatic and antiarmor weapons and light mortars.

**STANDARD:** The OPFOR element attempts to disrupt the enemy's efforts to establish vehicle fighting positions. 1. Locates the defensive area. 2. Surprises the main body. 3. Penetrates the defensive area with squad-size probes. 4. Inflicts casualties on the unit. 5. Destroys vehicles. 6. Disrupts the unit's preparations (prevents or delays beyond the unit's allotted time).

**TASK:** Conduct an Aerial Reconnaissance (5-OPFOR-0010)

**CONDITION:** The opposing forces (OPFOR) headquarters (HQ) element requires intelligence on the locations and identification of the enemy elements. Aircraft is dispatched to take photographs and make a visual inspection of the enemy rear area.

**STANDARD:** The OPFOR element gathers photograph intelligence of the enemy. 1. Photographs the assigned sectors. 2. Makes quick visual checks where the ceiling is low. 3. Locates enemy positions in the area, particularly support and storage bases, and command and control (C2) facilities. 4. Sustains no loss of aircraft. 5. Reports priority intelligence requirements (PIR) and other information requirements to the OPFOR HQ.

**TASK:** Disrupt an Engineer Reconnaissance (5-OPFOR-0022)

**CONDITION:** The enemy is conducting an engineer reconnaissance. The opposing forces (OPFOR) element is positioned along the enemy's route.

**STANDARD:** The OPFOR element disrupts an engineer reconnaissance. 1. Prevents the unit from meeting its specified time schedule. 2. Forces the unit to deviate from its specified route. 3. Prevents the unit from accomplishing its assigned engineer reconnaissance. 4. Surprises the unit conducting the reconnaissance.

**TASK:** Conduct an Attack (5-OPFOR-0008)

**CONDITION:** The enemy is conducting tactical operations. The opposing forces (OPFOR) element receives orders to attack the enemy, the area of occupation, or the main supply route (MSR) with smoke.

**STANDARD:** The OPFOR element disrupts the enemy's movement and smoke operations. 1. Determines the delivery method of the smoke attack. 2. Locates the target. 3. Delivers the smoke attack downwind. 4. Attacks the enemy with smoke, and surge attacks when the enemy responds to the smoke.

**TASK:** Disrupt Quartering Party Operations (5-OPFOR-0017)

**CONDITION:** The enemy is conducting quartering party operations. It has established an assembly area (AA) but has not moved in the main body.

**STANDARD:** The opposing forces (OPFOR) element attempts to disrupt quartering party operations and infiltrate the enemy's AA. 1. Locates the quartering party and the AA. 2. Surprises the main body. 3. Penetrates the AA with squad-size probes. 4. Inflicts personnel casualties and vehicle damage. 5. Disrupts the unit's preparations (prevents or delays beyond the unit's allotted time).

**TASK:** Disrupt Enemy Movement and Operations Using Tactical Nuclear Weapons (5-OPFOR-0016)

**CONDITION:** The opposing forces (OPFOR) element has located the enemy. Priority intelligence requirements (PIR) and other intelligence requirements have been obtained by OPFOR patrols. Tactical nuclear weapons are employed against key locations in the rear area.

**STANDARD:** The OPFOR element disrupts enemy movement and operations. 1. Disrupts or delays the movement of the enemy's equipment and supplies to the forward areas. 2. Destroys enemy equipment and supplies. 3. Inflicts a high rate of nuclear casualties among the enemy forces. 4. Denies the enemy the use of specified areas. 5. Contaminates the enemy's equipment and supplies.

**TASK:** Disrupt Enemy Movement and Operations Using Persistent and Nonpersistent Chemical Weapons (5-OPFOR-0015)

**CONDITION:** The opposing forces (OPFOR) element has located the enemy. Priority intelligence requirements (PIR) and other intelligence requirements have been obtained by OPFOR patrols. The OPFOR units deliver chemical agents, by means of conventional artillery weapons or aircraft, along selected supply routes and key bases in the rear area.

**STANDARD:** The OPFOR element disrupts enemy movement and operations using persistent and nonpersistent chemical weapons. 1. Delivers chemical agents in low and densely wooded areas. 2. Delays the movement of enemy supplies and equipment to the forward areas. 3. Restricts the movement of the enemy units in the rear area. 4. Channels the movement of enemy units into predesignated ambush areas. 5. Contaminates enemy supplies and equipment. 6. Inflicts a high rate of casualties on enemy forces.

**TASK:** Counter Passage of Lines (5-OPFOR-0012)

**CONDITION:** Enemy forces are in defensive positions, but they are expected to attempt passage-of-lines operations. The opposing forces (OPFOR) received orders to disrupt enemy passage-of-lines operations.

**STANDARD:** The OPFOR element delays or prevents enemy passage of lines. 1. Delays the passage. 2. Prevents the company from moving all personnel through the stationary unit. 3. Engages the main body of either the moving or the stationary unit.

**TASK:** Conduct Air Attacks (5-OPFOR-0002)

**CONDITION:** The opposing forces (OPFOR) element in the rear area has forwarded the positions of the enemy support sites or the locations of moving elements. The OPFOR aircraft have been dispatched to attack enemy installations or convoys.

**STANDARD:** The OPFOR element attempts to delay, disrupt, or damage the enemy targets by air. 1. Locates the target (support sites or convoys). 2. Makes attack runs on the designated targets. 3. Inflicts heavy damage to the selected target. 4. Sustains no loss of aircraft. 5. Delays moving the force for more than one hour.

**TASK:** Conduct a Raid (5-OPFOR-0004)

**CONDITION:** The opposing forces (OPFOR) element has occupied an objective rally point and has orders to conduct a raid on a combat service support (CSS) base.

**STANDARD:** The OPFOR element infiltrates the enemy's base and destroys all of the targets. 1. Surprises the enemy forces. 2. Assaults the support base and accomplishes the assigned tasks. 3. Destroys the specified equipment and supplies. 4. Avoids being decisively engaged. 5. Withdraws all personnel from the objective areas within the time prescribed. 6. Obtains all priority intelligence requirements (PIR) from the raid site. 7. Sustains only light casualties from enemy fire.

**TASK:** Attack (5-OPFOR-0001)

**CONDITION:** The opposing forces (OPFOR) element has located the enemy. The priority intelligence requirements (PIR) and the other intelligence requirements have been obtained by OPFOR patrols. The OPFOR element has automatic and antiarmor weapons and light mortars.

**STANDARD:** The OPFOR element attempts to seize the terrain, the vehicles, or the equipment. 1. Develops an attack plan. 2. Surprises the enemy unit's main body. 3. Initiates the attack using a scheme of maneuver that exploits the enemy's flanks, gaps, and weaknesses. 4. Uses covered and concealed routes to approach the enemy forces' flanks, gaps, or weakly held areas. 5. Employs indirect fire to support the attack. 6. Penetrates enemy defenses. 7. Destroys the equipment and the supplies. 8. Inflicts heavy casualties. 9. Isolates the combat service support (CSS) base by blocking the reinforcements. 10. Forces the enemy units to displace. 11. Avoids being fixed in one position. 12. Withdraws before the CSS base is reinforced with tactical combat forces.

**TASK:** Conduct Sniper Operations (5-OPFOR-0006)

**CONDITION:** The opposing forces (OPFOR) element has assigned snipers (regular or irregular elements) in the enemy's rear area along the main supply route (MSR) and near support sites.

**STANDARD:** The OPFOR element kills or wounds targets. 1. Sets up a well-concealed location. 2. Engages vehicle drivers or personnel on foot with short bursts of semiautomatic fire. 3. Kills or wounds selected targets. 4. Prevents the position from being discovered by enemy forces. 5. Evacuates the area without being spotted. 6. Reports all specified priority intelligence requirements (PIR) and other intelligence requirements to the OPFOR headquarters (HQ).

**TASK:** Maintain Contact (5-OPFOR-0003)

**CONDITION:** The opposing forces (OPFOR) element is engaged with enemy base-defense forces. The enemy forces are withdrawing under pressure.

**STANDARD:** The OPFOR element maintains enemy contact while the enemy withdraws. 1. Engages the enemy forces decisively. 2. Advances the OPFOR as the enemy forces withdraw. 3. Inflicts heavy casualties. 4. Captures the members of the enemy force. 5. Captures documents and equipment. 6. Safeguards the captured documents, the equipment, and the personnel.

**TASK:** Conduct an Ambush (5-OPFOR-0007)

**CONDITION:** The enemy is moving in a convoy. The opposing forces (OPFOR) element is positioned along the enemy's route.

**STANDARD:** The OPFOR element inflicts casualties on the enemy and causes vehicle and equipment damage. 1. Prepares an ambush site before the element arrives. 2. Surprises march element forces. 3. Inflicts heavy casualties within the designated kill zone. 4. Inflicts heavy damage to the vehicles and the equipment within the designated kill zone. 5. Delays the march element from reaching a specified destination for a specified period of time. 6. Withdraws on order. 7. Sustains no casualties. 8. Reports actions to superiors.



- ELEMENTS:** Section  
 Command Section  
 Company Headquarters  
 S1 Section  
 S2 Section  
 S3 Section  
 S4 Section  
 Communication Section  
 Treatment Team  
 Ambulance Team  
 Combat Medical Section  
 Unit Ministry Team  
 Equipment Platoon Headquarters  
 Construction Equipment Section  
 Asphalt and Concrete Section  
 Dump Truck Section  
 Maintenance Platoon Headquarters  
 Direct Support Maintenance Section  
 Direct Support Maintenance Supply Section  
 Company Maintenance Section  
 Company

**TASK:** Respond to a Chemical Attack (03-3-C203.05-T01A)  
 (FM 3-4) (FM 3-100) (FM 3-11)  
 (FM 3-3) (FM 3-5)

**ITERATION:** 1M 2M 3M 4M 5M (Circle)

**COMMANDER/LEADER ASSESSMENT:** T P U (Circle)

**CONDITIONS:** The unit is deployed in mission-oriented protection posture (MOPP) 2. Intelligence indicates that opposing forces (OPFOR) have initiated chemical warfare. The automatic alarm sounds or the detector paper changes color, causing the unit to react. This task is always performed in MOPP4.

**TASK STANDARDS:** The soldiers sound the alarm (vocal or nonvocal), immediately assume MOPP 4, and use available shelter to prevent further exposure to contamination. The unit reacts to the chemical alarm within 9 seconds.

TASK STEPS AND PERFORMANCE MEASURES	GO	NO-GO
* 1. Element leaders ensure that soldiers react to the sound of the chemical-agent alarm or recognize the indicators for a chemical or biological attack. <ul style="list-style-type: none"> <li>a. Gave the alarm (vocal or nonvocal).</li> <li>b. Ensured that soldiers put on their protective masks within 9 seconds.</li> <li>c. Assumed MOPP 4 as soon as possible.</li> <li>d. Sought additional shelter, if available.</li> <li>e. Administered a nerve-agent antidote (buddy aid) to other soldiers with symptoms of nerve-agent poisoning (if applicable).</li> <li>f. Administered nerve-agent antidotes to selves (if applicable).</li> <li>g. Checked soldiers to ensure that protective measures were followed.</li> </ul> 2. Soldiers take additional protective measures. <ul style="list-style-type: none"> <li>a. Protected exposed equipment and supplies.</li> <li>b. Monitored the area by testing it with detector kits.</li> <li>c. Used prevention procedures, such as marking contaminated areas.</li> </ul>		

TASK STEPS AND PERFORMANCE MEASURES	GO	NO-GO
3. Soldiers conduct immediate decontamination. <ul style="list-style-type: none"> <li>a. Conducted skin decontamination.</li> <li>b. Wiped down personal equipment with M291 or M280 decontamination kits.</li> <li>c. Conducted operator's spray-down of equipment.</li> </ul> * 4. Element leaders initiate unmasking procedures and report to higher headquarters (HQ). <ul style="list-style-type: none"> <li>a. Ensured that casualties were provided with medical care.</li> <li>b. Reported casualties.</li> <li>c. Submitted a nuclear, biological, and chemical (NBC) 1 report to higher HQ immediately.</li> <li>d. Continued the mission or requested movement to an alternate location.</li> </ul>		

TASK PERFORMANCE / EVALUATION SUMMARY BLOCK							
ITERATION	1M	2M	3M	4M	5M		TOTAL
TOTAL TASK STEPS EVALUATED							
TOTAL TASK STEPS "GO"							
TRAINING STATUS "GO"/"NO-GO"							

"\*" indicates a leader task step.

**SUPPORTING INDIVIDUAL TASKS**

Task Number	Task Title	References
081-831-1000	Evaluate a Casualty	STP 21-1-SMCT
081-831-1030	Administer Nerve Agent Antidote to Self (Self-Aid)	STP 21-1-SMCT
081-831-1031	Administer First Aid to a Nerve Agent Casualty (Buddy-Aid)	STP 21-1-SMCT

**SUPPORTING COLLECTIVE TASKS: NONE**

**OPFOR TASKS AND STANDARDS**

**TASK:** Defend a Minefield (5-OPFOR-0023)

**CONDITION:** The enemy is conducting a minefield sweeping operation. The opposing forces (OPFOR) element has a minefield placed in the enemy's path. The minefield is under constant observation and fire.

**STANDARD:** The OPFOR element defends a minefield against an enemy element conducting a minefield sweeping operation. 1. Prevents the unit from detecting the obstacle. 2. Disrupts the minefield sweeping operation. 3. Prevents the unit from conducting the minefield sweeping operation, prevents the unit from moving all personnel through the breach, or delays the completion of the minefield sweeping operation for more than 45 minutes.

**TASK:** Disrupt Movement (5-OPFOR-0014)

**CONDITION:** The enemy is expected to move through the opposing forces (OPFOR) element's area of operations. The OPFOR element has received an operation order (OPORD) or fragmentary order (FRAGO) to disrupt enemy movement. The enemy has the capability to defend with direct fire and antiarmor weapons.

**STANDARD:** The OPFOR element delays enemy movement. 1. Delays the element. 2. Forces the element to deviate from its route. 3. Prevents the element from reaching its destination. 4. Surprises the element's main body.

**TASK:** Disrupt Defensive Preparations (5-OPFOR-0018)

**CONDITION:** The opposing forces (OPFOR) element has located the enemy. Priority intelligence requirements (PIR) and other intelligence requirements obtained by OPFOR patrols indicate that the enemy elements are establishing defensive positions. The OPFOR element has automatic and antiarmor weapons and light mortars.

**STANDARD:** The OPFOR element disrupts and delays the enemy's defensive preparations. 1. Locates and penetrates the enemy's security system. 2. Forces the enemy to delay defensive preparations. 3. Disrupts the enemy's obstacle preparations.

**TASK:** Surrender to the Capturing Unit on the Battlefield (5-OPFOR-0024)

**CONDITION:** The enemy has captured opposing forces (OPFOR) element's soldiers, documents, and equipment sensitive to the OPFOR tactical operations.

**STANDARD:** The OPFOR soldiers retain or destroy documents and equipment. The OPFOR element surrenders the documents and the equipment of no tactical use to the enemy and attempts to conceal or destroy items of tactical value. The OPFOR element attempts escape and evasion. 1. Prevents the successful capture of the documents and the equipment. 2. Destroys the documents and the equipment. 3. Removes identifying markings from the equipment. 4. Removes unit-identifying insignia. 5. Provides misleading information. 6. Plans an escape. 7. Delays movement to the nearest collection point. 8. Prevents safeguarding of the enemy prisoners of war (EPWs) in order to cause embarrassment to the United States (US).

**TASK:** Defeat Obstacles (5-OPFOR-0009)

**CONDITION:** The opposing forces (OPFOR) element encounters an obstacle that blocks the avenue of approach as it advances upon the enemy forces.

**STANDARD:** The OPFOR element bypasses or breaches the enemy obstacle. 1. Detects the obstacle before halting its main body. 2. Defeats the obstacle. a. Bypasses the obstacle without entering the engagement areas. b. Breaches the obstacle within 45 minutes and passes its entire force through the obstacle. 3. Does not incur degradation to the point that the mission must be discontinued.

**TASK:** Disrupt Assembly Area (AA) Activities (5-OPFOR-0013)

**CONDITION:** Intelligence reports indicate that platoon- and company-size enemy units are operating in the opposing forces (OPFOR) area of operations. Enemy units can defend from AAs with direct fire, antiarmor weapons, and indirect fire. The enemy has close air support (CAS) and nuclear, biological, and chemical (NBC) capabilities.

**STANDARD:** The OPFOR element locates and disrupts the enemy's AA activities. 1. Locates the element's AA. 2. Probes the AA with squad- or team-size elements. 3. Inflicts more than 5 percent casualties on the element. 4. Disrupts the element's preparations (prevents or delays beyond the element's allotted time).

**TASK:** Disrupt a Route Reconnaissance (5-OPFOR-0021)

**CONDITION:** The enemy is conducting a route reconnaissance. The opposing forces (OPFOR) element is positioned along the enemy's route.

**STANDARD:** The OPFOR element attempts to disrupt a squad/section conducting a route reconnaissance. 1. Prevents the unit from meeting its specified time schedule. 2. Forces the unit to deviate from its specified route. 3. Prevents the unit from reaching its assigned destination. 4. Surprises the squad/section. 5. Inflicts casualties on the unit.

**TASK:** Conduct Terrorist and Saboteur Attacks (5-OPFOR-0005)

**CONDITION:** The opposing forces (OPFOR) element dispatches small teams into the enemy's rear area to disrupt combat service support (CSS) operations.

**STANDARD:** The enemy sustains disrupted command and control (C2), destroyed equipment and supplies, and light casualties. 1. Locates rear support bases and C2 facilities. 2. Delays and disrupts CSS operations through probes. 3. Infiltrates CSS bases to conduct sabotage and terrorist activities. 4. Inflicts light casualties. 5. Destroys supplies and equipment.

**TASK:** Disrupt a Net Control Station (NCS) (5-OPFOR-0019)

**CONDITION:** The enemy has established a NCS. The opposing forces (OPFOR) element has radio and jamming equipment.

**STANDARD:** The OPFOR element attempts to disrupt an NCS. 1. Attempts to locate the radio frequency that the unit is operating on. 2. Attempts to enter the radio net. 3. Attempts to issue "bogus" orders to a unit on the net. 4. Jams the radio frequency and forces the unit to go to an alternate frequency.

**TASK:** Disrupt Construction of Vehicle Fighting Positions (5-OPFOR-0020)

**CONDITION:** The opposing forces (OPFOR) element has located the enemy. The priority intelligence requirements (PIR) and other intelligence obtained by OPFOR patrols indicate the enemy is constructing vehicle fighting positions within its defensive area. The OPFOR element has automatic and antiarmor weapons and light mortars.

**STANDARD:** The OPFOR element attempts to disrupt the enemy's efforts to establish vehicle fighting positions. 1. Locates the defensive area. 2. Surprises the main body. 3. Penetrates the defensive area with squad-size probes. 4. Inflicts casualties on the unit. 5. Destroys vehicles. 6. Disrupts the unit's preparations (prevents or delays beyond the unit's allotted time).

**TASK:** Conduct an Aerial Reconnaissance (5-OPFOR-0010)

**CONDITION:** The opposing forces (OPFOR) headquarters (HQ) element requires intelligence on the locations and identification of the enemy elements. Aircraft is dispatched to take photographs and make a visual inspection of the enemy rear area.

**STANDARD:** The OPFOR element gathers photograph intelligence of the enemy. 1. Photographs the assigned sectors. 2. Makes quick visual checks where the ceiling is low. 3. Locates enemy positions in the area, particularly support and storage bases, and command and control (C2) facilities. 4. Sustains no loss of aircraft. 5. Reports priority intelligence requirements (PIR) and other information requirements to the OPFOR HQ.

**TASK:** Disrupt an Engineer Reconnaissance (5-OPFOR-0022)

**CONDITION:** The enemy is conducting an engineer reconnaissance. The opposing forces (OPFOR) element is positioned along the enemy's route.

**STANDARD:** The OPFOR element disrupts an engineer reconnaissance. 1. Prevents the unit from meeting its specified time schedule. 2. Forces the unit to deviate from its specified route. 3. Prevents the unit from accomplishing its assigned engineer reconnaissance. 4. Surprises the unit conducting the reconnaissance.

**TASK:** Conduct an Attack (5-OPFOR-0008)

**CONDITION:** The enemy is conducting tactical operations. The opposing forces (OPFOR) element receives orders to attack the enemy, the area of occupation, or the main supply route (MSR) with smoke.

**STANDARD:** The OPFOR element disrupts the enemy's movement and smoke operations. 1. Determines the delivery method of the smoke attack. 2. Locates the target. 3. Delivers the smoke attack downwind. 4. Attacks the enemy with smoke, and surge attacks when the enemy responds to the smoke.

**TASK:** Disrupt Quartering Party Operations (5-OPFOR-0017)

**CONDITION:** The enemy is conducting quartering party operations. It has established an assembly area (AA) but has not moved in the main body.

**STANDARD:** The opposing forces (OPFOR) element attempts to disrupt quartering party operations and infiltrate the enemy's AA. 1. Locates the quartering party and the AA. 2. Surprises the main body. 3. Penetrates the AA with squad-size probes. 4. Inflicts personnel casualties and vehicle damage. 5. Disrupts the unit's preparations (prevents or delays beyond the unit's allotted time).

**TASK:** Disrupt Enemy Movement and Operations Using Tactical Nuclear Weapons (5-OPFOR-0016)

**CONDITION:** The opposing forces (OPFOR) element has located the enemy. Priority intelligence requirements (PIR) and other intelligence requirements have been obtained by OPFOR patrols. Tactical nuclear weapons are employed against key locations in the rear area.

**STANDARD:** The OPFOR element disrupts enemy movement and operations. 1. Disrupts or delays the movement of the enemy's equipment and supplies to the forward areas. 2. Destroys enemy equipment and supplies. 3. Inflicts a high rate of nuclear casualties among the enemy forces. 4. Denies the enemy the use of specified areas. 5. Contaminates the enemy's equipment and supplies.

**TASK:** Disrupt Enemy Movement and Operations Using Persistent and Nonpersistent Chemical Weapons (5-OPFOR-0015)

**CONDITION:** The opposing forces (OPFOR) element has located the enemy. Priority intelligence requirements (PIR) and other intelligence requirements have been obtained by OPFOR patrols. The OPFOR units deliver chemical agents, by means of conventional artillery weapons or aircraft, along selected supply routes and key bases in the rear area.

**STANDARD:** The OPFOR element disrupts enemy movement and operations using persistent and nonpersistent chemical weapons. 1. Delivers chemical agents in low and densely wooded areas. 2. Delays the movement of enemy supplies and equipment to the forward areas. 3. Restricts the movement of the enemy units in the rear area. 4. Channels the movement of enemy units into predesignated ambush areas. 5. Contaminates enemy supplies and equipment. 6. Inflicts a high rate of casualties on enemy forces.

**TASK:** Counter Passage of Lines (5-OPFOR-0012)

**CONDITION:** Enemy forces are in defensive positions, but they are expected to attempt passage-of-lines operations. The opposing forces (OPFOR) received orders to disrupt enemy passage-of-lines operations.

**STANDARD:** The OPFOR element delays or prevents enemy passage of lines. 1. Delays the passage. 2. Prevents the company from moving all personnel through the stationary unit. 3. Engages the main body of either the moving or the stationary unit.

**TASK:** Conduct Air Attacks (5-OPFOR-0002)

**CONDITION:** The opposing forces (OPFOR) element in the rear area has forwarded the positions of the enemy support sites or the locations of moving elements. The OPFOR aircraft have been dispatched to attack enemy installations or convoys.

**STANDARD:** The OPFOR element attempts to delay, disrupt, or damage the enemy targets by air. 1. Locates the target (support sites or convoys). 2. Makes attack runs on the designated targets. 3. Inflicts heavy damage to the selected target. 4. Sustains no loss of aircraft. 5. Delays moving the force for more than one hour.

**TASK:** Conduct a Raid (5-OPFOR-0004)

**CONDITION:** The opposing forces (OPFOR) element has occupied an objective rally point and has orders to conduct a raid on a combat service support (CSS) base.

**STANDARD:** The OPFOR element infiltrates the enemy's base and destroys all of the targets. 1. Surprises the enemy forces. 2. Assaults the support base and accomplishes the assigned tasks. 3. Destroys the specified equipment and supplies. 4. Avoids being decisively engaged. 5. Withdraws all personnel from the objective areas within the time prescribed. 6. Obtains all priority intelligence requirements (PIR) from the raid site. 7. Sustains only light casualties from enemy fire.

**TASK:** Attack (5-OPFOR-0001)

**CONDITION:** The opposing forces (OPFOR) element has located the enemy. The priority intelligence requirements (PIR) and the other intelligence requirements have been obtained by OPFOR patrols. The OPFOR element has automatic and antiarmor weapons and light mortars.

**STANDARD:** The OPFOR element attempts to seize the terrain, the vehicles, or the equipment. 1. Develops an attack plan. 2. Surprises the enemy unit's main body. 3. Initiates the attack using a scheme of maneuver that exploits the enemy's flanks, gaps, and weaknesses. 4. Uses covered and concealed routes to approach the enemy forces' flanks, gaps, or weakly held areas. 5. Employs indirect fire to support the attack. 6. Penetrates enemy defenses. 7. Destroys the equipment and the supplies. 8. Inflicts heavy casualties. 9. Isolates the combat service support (CSS) base by blocking the reinforcements. 10. Forces the enemy units to displace. 11. Avoids being fixed in one position. 12. Withdraws before the CSS base is reinforced with tactical combat forces.

**TASK:** Conduct Sniper Operations (5-OPFOR-0006)

**CONDITION:** The opposing forces (OPFOR) element has assigned snipers (regular or irregular elements) in the enemy's rear area along the main supply route (MSR) and near support sites.

**STANDARD:** The OPFOR element kills or wounds targets. 1. Sets up a well-concealed location. 2. Engages vehicle drivers or personnel on foot with short bursts of semiautomatic fire. 3. Kills or wounds selected targets. 4. Prevents the position from being discovered by enemy forces. 5. Evacuates the area without being spotted. 6. Reports all specified priority intelligence requirements (PIR) and other intelligence requirements to the OPFOR headquarters (HQ).

**TASK:** Maintain Contact (5-OPFOR-0003)

**CONDITION:** The opposing forces (OPFOR) element is engaged with enemy base-defense forces. The enemy forces are withdrawing under pressure.

**STANDARD:** The OPFOR element maintains enemy contact while the enemy withdraws. 1. Engages the enemy forces decisively. 2. Advances the OPFOR as the enemy forces withdraw. 3. Inflicts heavy casualties. 4. Captures the members of the enemy force. 5. Captures documents and equipment. 6. Safeguards the captured documents, the equipment, and the personnel.

**TASK:** Conduct an Ambush (5-OPFOR-0007)

**CONDITION:** The enemy is moving in a convoy. The opposing forces (OPFOR) element is positioned along the enemy's route.

**STANDARD:** The OPFOR element inflicts casualties on the enemy and causes vehicle and equipment damage. 1. Prepares an ambush site before the element arrives. 2. Surprises march element forces. 3. Inflicts heavy casualties within the designated kill zone. 4. Inflicts heavy damage to the vehicles and the equipment within the designated kill zone. 5. Delays the march element from reaching a specified destination for a specified period of time. 6. Withdraws on order. 7. Sustains no casualties. 8. Reports actions to superiors.

- ELEMENTS:** Section  
 Command Section  
 Company Headquarters  
 S1 Section  
 S2 Section  
 S3 Section  
 S4 Section  
 Communication Section  
 Treatment Team  
 Ambulance Team  
 Combat Medical Section  
 Unit Ministry Team  
 Equipment Platoon Headquarters  
 Construction Equipment Section  
 Asphalt and Concrete Section  
 Dump Truck Section  
 Maintenance Platoon Headquarters  
 Direct Support Maintenance Section  
 Direct Support Maintenance Supply Section  
 Company Maintenance Section  
 Company

**TASK:** Prepare for a Friendly Nuclear Strike (03-3-C205.05-T01A)  
 (FM 3-4) (FM 3-3)

**ITERATION:** 1 2 3 4 5 M (Circle)  
**COMMANDER/LEADER ASSESSMENT:** T P U (Circle)

**CONDITIONS:** The unit receives a strike warning message from higher headquarters (HQ) directing specific actions to be implemented. Some iterations of this task should be performed in MOPP4.

**TASK STANDARDS:** The unit completes preparations within 30 minutes of a friendly nuclear-strike warning. The time required to perform this task is increased when conducting it in mission-oriented protection posture (MOPP) 4.

TASK STEPS AND PERFORMANCE MEASURES	GO	NO-GO
1. The designated radio operator acknowledges the strike warning message. <ul style="list-style-type: none"> <li>a. Authenticated the call.</li> <li>b. Acknowledged the warning by return message.</li> </ul> * 2. The element leader issues a warning order. <ul style="list-style-type: none"> <li>a. Warned subordinate and affected units.</li> <li>b. Ensured that subordinates executed actions as directed.</li> </ul> 3. Soldiers complete actions before detonation occurs. <ul style="list-style-type: none"> <li>a. Placed vehicles and equipment for the best terrain shielding (hill masses, slopes, culverts, depressions).</li> <li>b. Disconnected nonessential electronic equipment.</li> <li>c. Tied down essential antennas.</li> <li>d. Took down nonessential antennas and antenna leads.</li> <li>e. Improved shelters with consideration for blast, thermal, and radiation effects.</li> </ul> NOTE: Add sandbags to shelters, foxholes, or tents in the direction of the strike. Cover openings or position them away from the strike.		



TASK STEPS AND PERFORMANCE MEASURES	GO	NO-GO
f. Zeroed dosimeters. g. Digital units ensured that the systems were prepared according to the unit's tactical standing operating procedures (TACSOP). h. Secured loose, flammable, or explosive items and food or water containers to protect them from nuclear-weapons effects.		

TASK PERFORMANCE / EVALUATION SUMMARY BLOCK							
ITERATION	1	2	3	4	5	M	TOTAL
TOTAL TASK STEPS EVALUATED							
TOTAL TASK STEPS "GO"							
TRAINING STATUS "GO"/"NO-GO"							

"\*" indicates a leader task step.

**SUPPORTING INDIVIDUAL TASKS: NONE**

**SUPPORTING COLLECTIVE TASKS: NONE**

**OPFOR TASKS AND STANDARDS**

**TASK:** Disrupt Movement (5-OPFOR-0014)

**CONDITION:** The enemy is expected to move through the opposing forces (OPFOR) element's area of operations. The OPFOR element has received an operation order (OPORD) or fragmentary order (FRAGO) to disrupt enemy movement. The enemy has the capability to defend with direct fire and antiarmor weapons.

**STANDARD:** The OPFOR element delays enemy movement. 1. Delays the element. 2. Forces the element to deviate from its route. 3. Prevents the element from reaching its destination. 4. Surprises the element's main body.

**TASK:** Disrupt Defensive Preparations (5-OPFOR-0018)

**CONDITION:** The opposing forces (OPFOR) element has located the enemy. Priority intelligence requirements (PIR) and other intelligence requirements obtained by OPFOR patrols indicate that the enemy elements are establishing defensive positions. The OPFOR element has automatic and antiarmor weapons and light mortars.

**STANDARD:** The OPFOR element disrupts and delays the enemy's defensive preparations. 1. Locates and penetrates the enemy's security system. 2. Forces the enemy to delay defensive preparations. 3. Disrupts the enemy's obstacle preparations.

**TASK:** Defeat Obstacles (5-OPFOR-0009)

**CONDITION:** The opposing forces (OPFOR) element encounters an obstacle that blocks the avenue of approach as it advances upon the enemy forces.

**STANDARD:** The OPFOR element bypasses or breaches the enemy obstacle. 1. Detects the obstacle before halting its main body. 2. Defeats the obstacle. a. Bypasses the obstacle without entering the engagement areas. b. Breaches the obstacle within 45 minutes and passes its entire force through the obstacle. 3. Does not incur degradation to the point that the mission must be discontinued.

**TASK:** Disrupt a Route Reconnaissance (5-OPFOR-0021)

**CONDITION:** The enemy is conducting a route reconnaissance. The opposing forces (OPFOR) element is positioned along the enemy's route.

**STANDARD:** The OPFOR element attempts to disrupt a squad/section conducting a route reconnaissance. 1. Prevents the unit from meeting its specified time schedule. 2. Forces the unit to deviate from its specified route. 3. Prevents the unit from reaching its assigned destination. 4. Surprises the squad/section. 5. Inflicts casualties on the unit.

**TASK:** Conduct Terrorist and Saboteur Attacks (5-OPFOR-0005)

**CONDITION:** The opposing forces (OPFOR) element dispatches small teams into the enemy's rear area to disrupt combat service support (CSS) operations.

**STANDARD:** The enemy sustains disrupted command and control (C2), destroyed equipment and supplies, and light casualties. 1. Locates rear support bases and C2 facilities. 2. Delays and disrupts CSS operations through probes. 3. Infiltrates CSS bases to conduct sabotage and terrorist activities. 4. Inflicts light casualties. 5. Destroys supplies and equipment.

**TASK:** Disrupt a Net Control Station (NCS) (5-OPFOR-0019)

**CONDITION:** The enemy has established a NCS. The opposing forces (OPFOR) element has radio and jamming equipment.

**STANDARD:** The OPFOR element attempts to disrupt an NCS. 1. Attempts to locate the radio frequency that the unit is operating on. 2. Attempts to enter the radio net. 3. Attempts to issue "bogus" orders to a unit on the net. 4. Jams the radio frequency and forces the unit to go to an alternate frequency.

**TASK:** Disrupt Construction of Vehicle Fighting Positions (5-OPFOR-0020)

**CONDITION:** The opposing forces (OPFOR) element has located the enemy. The priority intelligence requirements (PIR) and other intelligence obtained by OPFOR patrols indicate the enemy is constructing vehicle fighting positions within its defensive area. The OPFOR element has automatic and antiarmor weapons and light mortars.

**STANDARD:** The OPFOR element attempts to disrupt the enemy's efforts to establish vehicle fighting positions. 1. Locates the defensive area. 2. Surprises the main body. 3. Penetrates the defensive area with squad-size probes. 4. Inflicts casualties on the unit. 5. Destroys vehicles. 6. Disrupts the unit's preparations (prevents or delays beyond the unit's allotted time).

**TASK:** Conduct an Aerial Reconnaissance (5-OPFOR-0010)

**CONDITION:** The opposing forces (OPFOR) headquarters (HQ) element requires intelligence on the locations and identification of the enemy elements. Aircraft is dispatched to take photographs and make a visual inspection of the enemy rear area.

**STANDARD:** The OPFOR element gathers photograph intelligence of the enemy. 1. Photographs the assigned sectors. 2. Makes quick visual checks where the ceiling is low. 3. Locates enemy positions in the area, particularly support and storage bases, and command and control (C2) facilities. 4. Sustains no loss of aircraft. 5. Reports priority intelligence requirements (PIR) and other information requirements to the OPFOR HQ.

**TASK:** Disrupt an Engineer Reconnaissance (5-OPFOR-0022)

**CONDITION:** The enemy is conducting an engineer reconnaissance. The opposing forces (OPFOR) element is positioned along the enemy's route.

**STANDARD:** The OPFOR element disrupts an engineer reconnaissance. 1. Prevents the unit from meeting its specified time schedule. 2. Forces the unit to deviate from its specified route. 3. Prevents the unit from accomplishing its assigned engineer reconnaissance. 4. Surprises the unit conducting the reconnaissance.

**TASK:** Conduct an Attack (5-OPFOR-0008)

**CONDITION:** The enemy is conducting tactical operations. The opposing forces (OPFOR) element receives orders to attack the enemy, the area of occupation, or the main supply route (MSR) with smoke.

**STANDARD:** The OPFOR element disrupts the enemy's movement and smoke operations. 1. Determines the delivery method of the smoke attack. 2. Locates the target. 3. Delivers the smoke attack downwind. 4. Attacks the enemy with smoke, and surge attacks when the enemy responds to the smoke.

**TASK:** Disrupt Quartering Party Operations (5-OPFOR-0017)

**CONDITION:** The enemy is conducting quartering party operations. It has established an assembly area (AA) but has not moved in the main body.

**STANDARD:** The opposing forces (OPFOR) element attempts to disrupt quartering party operations and infiltrate the enemy's AA. 1. Locates the quartering party and the AA. 2. Surprises the main body. 3. Penetrates the AA with squad-size probes. 4. Inflicts personnel casualties and vehicle damage. 5. Disrupts the unit's preparations (prevents or delays beyond the unit's allotted time).

**TASK:** Disrupt Enemy Movement and Operations Using Tactical Nuclear Weapons (5-OPFOR-0016)

**CONDITION:** The opposing forces (OPFOR) element has located the enemy. Priority intelligence requirements (PIR) and other intelligence requirements have been obtained by OPFOR patrols. Tactical nuclear weapons are employed against key locations in the rear area.

**STANDARD:** The OPFOR element disrupts enemy movement and operations. 1. Disrupts or delays the movement of the enemy's equipment and supplies to the forward areas. 2. Destroys enemy equipment and supplies. 3. Inflicts a high rate of nuclear casualties among the enemy forces. 4. Denies the enemy the use of specified areas. 5. Contaminates the enemy's equipment and supplies.

**TASK:** Disrupt Assembly Area (AA) Activities (5-OPFOR-0013)

**CONDITION:** Intelligence reports indicate that platoon- and company-size enemy units are operating in the opposing forces (OPFOR) area of operations. Enemy units can defend from AAs with direct fire, antiarmor weapons, and indirect fire. The enemy has close air support (CAS) and nuclear, biological, and chemical (NBC) capabilities.

**STANDARD:** The OPFOR element locates and disrupts the enemy's AA activities. 1. Locates the element's AA. 2. Probes the AA with squad- or team-size elements. 3. Inflicts more than 5 percent casualties on the element. 4. Disrupts the element's preparations (prevents or delays beyond the element's allotted time).

**TASK:** Disrupt Enemy Movement and Operations Using Persistent and Nonpersistent Chemical Weapons (5-OPFOR-0015)

**CONDITION:** The opposing forces (OPFOR) element has located the enemy. Priority intelligence requirements (PIR) and other intelligence requirements have been obtained by OPFOR patrols. The OPFOR units deliver chemical agents, by means of conventional artillery weapons or aircraft, along selected supply routes and key bases in the rear area.

**STANDARD:** The OPFOR element disrupts enemy movement and operations using persistent and nonpersistent chemical weapons. 1. Delivers chemical agents in low and densely wooded areas. 2. Delays the movement of enemy supplies and equipment to the forward areas. 3. Restricts the movement of the enemy units in the rear area. 4. Channels the movement of enemy units into predesignated ambush areas. 5. Contaminates enemy supplies and equipment. 6. Inflicts a high rate of casualties on enemy forces.

**TASK:** Counter Passage of Lines (5-OPFOR-0012)

**CONDITION:** Enemy forces are in defensive positions, but they are expected to attempt passage-of-lines operations. The opposing forces (OPFOR) received orders to disrupt enemy passage-of-lines operations.

**STANDARD:** The OPFOR element delays or prevents enemy passage of lines. 1. Delays the passage. 2. Prevents the company from moving all personnel through the stationary unit. 3. Engages the main body of either the moving or the stationary unit.

**TASK:** Conduct Air Attacks (5-OPFOR-0002)

**CONDITION:** The opposing forces (OPFOR) element in the rear area has forwarded the positions of the enemy support sites or the locations of moving elements. The OPFOR aircraft have been dispatched to attack enemy installations or convoys.

**STANDARD:** The OPFOR element attempts to delay, disrupt, or damage the enemy targets by air. 1. Locates the target (support sites or convoys). 2. Makes attack runs on the designated targets. 3. Inflicts heavy damage to the selected target. 4. Sustains no loss of aircraft. 5. Delays moving the force for more than one hour.

**TASK:** Surrender to the Capturing Unit on the Battlefield (5-OPFOR-0024)

**CONDITION:** The enemy has captured opposing forces (OPFOR) element's soldiers, documents, and equipment sensitive to the OPFOR tactical operations.

**STANDARD:** The OPFOR soldiers retain or destroy documents and equipment. The OPFOR element surrenders the documents and the equipment of no tactical use to the enemy and attempts to conceal or destroy items of tactical value. The OPFOR element attempts escape and evasion. 1. Prevents the successful capture of the documents and the equipment. 2. Destroys the documents and the equipment. 3. Removes identifying markings from the equipment. 4. Removes unit-identifying insignia. 5. Provides misleading information. 6. Plans an escape. 7. Delays movement to the nearest collection point. 8. Prevents safeguarding of the enemy prisoners of war (EPWs) in order to cause embarrassment to the United States (US).

**TASK:** Conduct a Raid (5-OPFOR-0004)

**CONDITION:** The opposing forces (OPFOR) element has occupied an objective rally point and has orders to conduct a raid on a combat service support (CSS) base.

**STANDARD:** The OPFOR element infiltrates the enemy's base and destroys all of the targets. 1. Surprises the enemy forces. 2. Assaults the support base and accomplishes the assigned tasks. 3. Destroys the specified equipment and supplies. 4. Avoids being decisively engaged. 5. Withdraws all personnel from the objective areas within the time prescribed. 6. Obtains all priority intelligence requirements (PIR) from the raid site. 7. Sustains only light casualties from enemy fire.

**TASK:** Attack (5-OPFOR-0001)

**CONDITION:** The opposing forces (OPFOR) element has located the enemy. The priority intelligence requirements (PIR) and the other intelligence requirements have been obtained by OPFOR patrols. The OPFOR element has automatic and antiarmor weapons and light mortars.

**STANDARD:** The OPFOR element attempts to seize the terrain, the vehicles, or the equipment. 1. Develops an attack plan. 2. Surprises the enemy unit's main body. 3. Initiates the attack using a scheme of maneuver that exploits the enemy's flanks, gaps, and weaknesses. 4. Uses covered and concealed routes to approach the enemy forces' flanks, gaps, or weakly held areas. 5. Employs indirect fire to support the attack. 6. Penetrates enemy defenses. 7. Destroys the equipment and the supplies. 8. Inflicts heavy casualties. 9. Isolates the combat service support (CSS) base by blocking the reinforcements. 10. Forces the enemy units to displace. 11. Avoids being fixed in one position. 12. Withdraws before the CSS base is reinforced with tactical combat forces.

**TASK:** Conduct Sniper Operations (5-OPFOR-0006)

**CONDITION:** The opposing forces (OPFOR) element has assigned snipers (regular or irregular elements) in the enemy's rear area along the main supply route (MSR) and near support sites.

**STANDARD:** The OPFOR element kills or wounds targets. 1. Sets up a well-concealed location. 2. Engages vehicle drivers or personnel on foot with short bursts of semiautomatic fire. 3. Kills or wounds selected targets. 4. Prevents the position from being discovered by enemy forces. 5. Evacuates the area without being spotted. 6. Reports all specified priority intelligence requirements (PIR) and other intelligence requirements to the OPFOR headquarters (HQ).

**TASK:** Defend a Minefield (5-OPFOR-0023)

**CONDITION:** The enemy is conducting a minefield sweeping operation. The opposing forces (OPFOR) element has a minefield placed in the enemy's path. The minefield is under constant observation and fire.

**STANDARD:** The OPFOR element defends a minefield against an enemy element conducting a minefield sweeping operation. 1. Prevents the unit from detecting the obstacle. 2. Disrupts the minefield sweeping operation. 3. Prevents the unit from conducting the minefield sweeping operation, prevents the unit from moving all personnel through the breach, or delays the completion of the minefield sweeping operation for more than 45 minutes.

**TASK:** Maintain Contact (5-OPFOR-0003)

**CONDITION:** The opposing forces (OPFOR) element is engaged with enemy base-defense forces. The enemy forces are withdrawing under pressure.

**STANDARD:** The OPFOR element maintains enemy contact while the enemy withdraws. 1. Engages the enemy forces decisively. 2. Advances the OPFOR as the enemy forces withdraw. 3. Inflicts heavy casualties. 4. Captures the members of the enemy force. 5. Captures documents and equipment. 6. Safeguards the captured documents, the equipment, and the personnel.

**TASK:** Conduct an Ambush (5-OPFOR-0007)

**CONDITION:** The enemy is moving in a convoy. The opposing forces (OPFOR) element is positioned along the enemy's route.

**STANDARD:** The OPFOR element inflicts casualties on the enemy and causes vehicle and equipment damage. 1. Prepares an ambush site before the element arrives. 2. Surprises march element forces. 3. Inflicts heavy casualties within the designated kill zone. 4. Inflicts heavy damage to the vehicles and the equipment within the designated kill zone. 5. Delays the march element from reaching a specified destination for a specified period of time. 6. Withdraws on order. 7. Sustains no casualties. 8. Reports actions to superiors.

- ELEMENTS:** Section  
 Command Section  
 Company Headquarters  
 S1 Section  
 S2 Section  
 S3 Section  
 S4 Section  
 Communication Section  
 Treatment Team  
 Ambulance Team  
 Combat Medical Section  
 Unit Ministry Team  
 Equipment Platoon Headquarters  
 Construction Equipment Section  
 Asphalt and Concrete Section  
 Dump Truck Section  
 Maintenance Platoon Headquarters  
 Direct Support Maintenance Section  
 Direct Support Maintenance Supply Section  
 Company Maintenance Section  
 Company

**TASK:** Prepare for a Nuclear Attack (03-3-C206.05-T01A)  
 (FM 3-4) (FM 3-100) (FM 3-3)

**ITERATION:** 1 2 3 4 5 M (Circle)

**COMMANDER/LEADER ASSESSMENT:** T P U (Circle)

**CONDITIONS:** The unit receives notice that a nuclear attack is probable and must initiate actions to minimize casualties and damage. Some iterations of this task should be performed in MOPP4.

**TASK STANDARDS:** The unit hardens and shields positions and equipment and conducts periodic monitoring. The time required to perform this task is increased when conducting it in mission-oriented protection posture (MOPP) 4.

TASK STEPS AND PERFORMANCE MEASURES	GO	NO-GO
* 1. The element leader issues a warning order to subordinate units, ensuring that all soldiers understand the order.  2. The unit begins defensive preparation for a nuclear attack. <ul style="list-style-type: none"> <li>a. Placed vehicles and equipment for the best terrain shielding (hill masses, slopes, culverts, depressions).</li> <li>b. Turned off and disconnected nonessential electronic equipment according to the unit's standing operating procedure (SOP).</li> <li>c. Tied down essential antennas.</li> <li>d. Took down nonessential antenna leads according to the unit's SOP or other guidance.</li> <li>e. Improved shelters with consideration for blast, thermal, and radiation effects.</li> <li>f. Zeroed dosimeters.</li> <li>g. Secured loose, flammable, or explosive items and food or water containers to protect them from nuclear-weapons effects.</li> <li>h. Took cover in hardened shelters (if available).</li> </ul>		

TASK STEPS AND PERFORMANCE MEASURES	GO	NO-GO
i. Used field-expedient shelters. 3. The unit takes additional actions consistent with the tactical situation. a. Continued periodic monitoring. b. Reported all dose-rate and dosimeter readings to higher headquarters (HQ).		

TASK PERFORMANCE / EVALUATION SUMMARY BLOCK							
ITERATION	1	2	3	4	5	M	TOTAL
TOTAL TASK STEPS EVALUATED							
TOTAL TASK STEPS "GO"							
TRAINING STATUS "GO"/"NO-GO"							

"\*" indicates a leader task step.

**SUPPORTING INDIVIDUAL TASKS: NONE**

**SUPPORTING COLLECTIVE TASKS: NONE**

**OPFOR TASKS AND STANDARDS**

**TASK:** Disrupt Movement (5-OPFOR-0014)

**CONDITION:** The enemy is expected to move through the opposing forces (OPFOR) element's area of operations. The OPFOR element has received an operation order (OPORD) or fragmentary order (FRAGO) to disrupt enemy movement. The enemy has the capability to defend with direct fire and antiarmor weapons.

**STANDARD:** The OPFOR element delays enemy movement. 1. Delays the element. 2. Forces the element to deviate from its route. 3. Prevents the element from reaching its destination. 4. Surprises the element's main body.

**TASK:** Disrupt Defensive Preparations (5-OPFOR-0018)

**CONDITION:** The opposing forces (OPFOR) element has located the enemy. Priority intelligence requirements (PIR) and other intelligence requirements obtained by OPFOR patrols indicate that the enemy elements are establishing defensive positions. The OPFOR element has automatic and antiarmor weapons and light mortars.

**STANDARD:** The OPFOR element disrupts and delays the enemy's defensive preparations. 1. Locates and penetrates the enemy's security system. 2. Forces the enemy to delay defensive preparations. 3. Disrupts the enemy's obstacle preparations.

**TASK:** Defeat Obstacles (5-OPFOR-0009)

**CONDITION:** The opposing forces (OPFOR) element encounters an obstacle that blocks the avenue of approach as it advances upon the enemy forces.



**STANDARD:** The OPFOR element bypasses or breaches the enemy obstacle. 1. Detects the obstacle before halting its main body. 2. Defeats the obstacle. a. Bypasses the obstacle without entering the engagement areas. b. Breaches the obstacle within 45 minutes and passes its entire force through the obstacle. 3. Does not incur degradation to the point that the mission must be discontinued.

**TASK:** Disrupt a Route Reconnaissance (5-OPFOR-0021)

**CONDITION:** The enemy is conducting a route reconnaissance. The opposing forces (OPFOR) element is positioned along the enemy's route.

**STANDARD:** The OPFOR element attempts to disrupt a squad/section conducting a route reconnaissance. 1. Prevents the unit from meeting its specified time schedule. 2. Forces the unit to deviate from its specified route. 3. Prevents the unit from reaching its assigned destination. 4. Surprises the squad/section. 5. Inflicts casualties on the unit.

**TASK:** Conduct Terrorist and Saboteur Attacks (5-OPFOR-0005)

**CONDITION:** The opposing forces (OPFOR) element dispatches small teams into the enemy's rear area to disrupt combat service support (CSS) operations.

**STANDARD:** The enemy sustains disrupted command and control (C2), destroyed equipment and supplies, and light casualties. 1. Locates rear support bases and C2 facilities. 2. Delays and disrupts CSS operations through probes. 3. Infiltrates CSS bases to conduct sabotage and terrorist activities. 4. Inflicts light casualties. 5. Destroys supplies and equipment.

**TASK:** Disrupt a Net Control Station (NCS) (5-OPFOR-0019)

**CONDITION:** The enemy has established a NCS. The opposing forces (OPFOR) element has radio and jamming equipment.

**STANDARD:** The OPFOR element attempts to disrupt an NCS. 1. Attempts to locate the radio frequency that the unit is operating on. 2. Attempts to enter the radio net. 3. Attempts to issue "bogus" orders to a unit on the net. 4. Jams the radio frequency and forces the unit to go to an alternate frequency.

**TASK:** Disrupt Construction of Vehicle Fighting Positions (5-OPFOR-0020)

**CONDITION:** The opposing forces (OPFOR) element has located the enemy. The priority intelligence requirements (PIR) and other intelligence obtained by OPFOR patrols indicate the enemy is constructing vehicle fighting positions within its defensive area. The OPFOR element has automatic and antiarmor weapons and light mortars.

**STANDARD:** The OPFOR element attempts to disrupt the enemy's efforts to establish vehicle fighting positions. 1. Locates the defensive area. 2. Surprises the main body. 3. Penetrates the defensive area with squad-size probes. 4. Inflicts casualties on the unit. 5. Destroys vehicles. 6. Disrupts the unit's preparations (prevents or delays beyond the unit's allotted time).

**TASK:** Conduct an Aerial Reconnaissance (5-OPFOR-0010)

**CONDITION:** The opposing forces (OPFOR) headquarters (HQ) element requires intelligence on the locations and identification of the enemy elements. Aircraft is dispatched to take photographs and make a visual inspection of the enemy rear area.

**STANDARD:** The OPFOR element gathers photograph intelligence of the enemy. 1. Photographs the assigned sectors. 2. Makes quick visual checks where the ceiling is low. 3. Locates enemy positions in the area, particularly support and storage bases, and command and control (C2) facilities. 4. Sustains no loss of aircraft. 5. Reports priority intelligence requirements (PIR) and other information requirements to the OPFOR HQ.

**TASK:** Disrupt an Engineer Reconnaissance (5-OPFOR-0022)

**CONDITION:** The enemy is conducting an engineer reconnaissance. The opposing forces (OPFOR) element is positioned along the enemy's route.

**STANDARD:** The OPFOR element disrupts an engineer reconnaissance. 1. Prevents the unit from meeting its specified time schedule. 2. Forces the unit to deviate from its specified route. 3. Prevents the unit from accomplishing its assigned engineer reconnaissance. 4. Surprises the unit conducting the reconnaissance.

**TASK:** Conduct an Attack (5-OPFOR-0008)

**CONDITION:** The enemy is conducting tactical operations. The opposing forces (OPFOR) element receives orders to attack the enemy, the area of occupation, or the main supply route (MSR) with smoke.

**STANDARD:** The OPFOR element disrupts the enemy's movement and smoke operations. 1. Determines the delivery method of the smoke attack. 2. Locates the target. 3. Delivers the smoke attack downwind. 4. Attacks the enemy with smoke, and surge attacks when the enemy responds to the smoke.

**TASK:** Disrupt Quartering Party Operations (5-OPFOR-0017)

**CONDITION:** The enemy is conducting quartering party operations. It has established an assembly area (AA) but has not moved in the main body.

**STANDARD:** The opposing forces (OPFOR) element attempts to disrupt quartering party operations and infiltrate the enemy's AA. 1. Locates the quartering party and the AA. 2. Surprises the main body. 3. Penetrates the AA with squad-size probes. 4. Inflicts personnel casualties and vehicle damage. 5. Disrupts the unit's preparations (prevents or delays beyond the unit's allotted time).

**TASK:** Disrupt Enemy Movement and Operations Using Tactical Nuclear Weapons (5-OPFOR-0016)

**CONDITION:** The opposing forces (OPFOR) element has located the enemy. Priority intelligence requirements (PIR) and other intelligence requirements have been obtained by OPFOR patrols. Tactical nuclear weapons are employed against key locations in the rear area.

**STANDARD:** The OPFOR element disrupts enemy movement and operations. 1. Disrupts or delays the movement of the enemy's equipment and supplies to the forward areas. 2. Destroys enemy equipment and supplies. 3. Inflicts a high rate of nuclear casualties among the enemy forces. 4. Denies the enemy the use of specified areas. 5. Contaminates the enemy's equipment and supplies.

**TASK:** Disrupt Assembly Area (AA) Activities (5-OPFOR-0013)

**CONDITION:** Intelligence reports indicate that platoon- and company-size enemy units are operating in the opposing forces (OPFOR) area of operations. Enemy units can defend from AAs with direct fire, antiarmor weapons, and indirect fire. The enemy has close air support (CAS) and nuclear, biological, and chemical (NBC) capabilities.

**STANDARD:** The OPFOR element locates and disrupts the enemy's AA activities. 1. Locates the element's AA. 2. Probes the AA with squad- or team-size elements. 3. Inflicts more than 5 percent casualties on the element. 4. Disrupts the element's preparations (prevents or delays beyond the element's allotted time).

**TASK:** Disrupt Enemy Movement and Operations Using Persistent and Nonpersistent Chemical Weapons (5-OPFOR-0015)

**CONDITION:** The opposing forces (OPFOR) element has located the enemy. Priority intelligence requirements (PIR) and other intelligence requirements have been obtained by OPFOR patrols. The OPFOR units deliver chemical agents, by means of conventional artillery weapons or aircraft, along selected supply routes and key bases in the rear area.

**STANDARD:** The OPFOR element disrupts enemy movement and operations using persistent and nonpersistent chemical weapons. 1. Delivers chemical agents in low and densely wooded areas. 2. Delays the movement of enemy supplies and equipment to the forward areas. 3. Restricts the movement of the enemy units in the rear area. 4. Channels the movement of enemy units into predesignated ambush areas. 5. Contaminates enemy supplies and equipment. 6. Inflicts a high rate of casualties on enemy forces.

**TASK:** Counter Passage of Lines (5-OPFOR-0012)

**CONDITION:** Enemy forces are in defensive positions, but they are expected to attempt passage-of-lines operations. The opposing forces (OPFOR) received orders to disrupt enemy passage-of-lines operations.

**STANDARD:** The OPFOR element delays or prevents enemy passage of lines. 1. Delays the passage. 2. Prevents the company from moving all personnel through the stationary unit. 3. Engages the main body of either the moving or the stationary unit.

**TASK:** Conduct Air Attacks (5-OPFOR-0002)

**CONDITION:** The opposing forces (OPFOR) element in the rear area has forwarded the positions of the enemy support sites or the locations of moving elements. The OPFOR aircraft have been dispatched to attack enemy installations or convoys.

**STANDARD:** The OPFOR element attempts to delay, disrupt, or damage the enemy targets by air. 1. Locates the target (support sites or convoys). 2. Makes attack runs on the designated targets. 3. Inflicts heavy damage to the selected target. 4. Sustains no loss of aircraft. 5. Delays moving the force for more than one hour.

**TASK:** Surrender to the Capturing Unit on the Battlefield (5-OPFOR-0024)

**CONDITION:** The enemy has captured opposing forces (OPFOR) element's soldiers, documents, and equipment sensitive to the OPFOR tactical operations.

**STANDARD:** The OPFOR soldiers retain or destroy documents and equipment. The OPFOR element surrenders the documents and the equipment of no tactical use to the enemy and attempts to conceal or destroy items of tactical value. The OPFOR element attempts escape and evasion. 1. Prevents the successful capture of the documents and the equipment. 2. Destroys the documents and the equipment. 3. Removes identifying markings from the equipment. 4. Removes unit-identifying insignia. 5. Provides misleading information. 6. Plans an escape. 7. Delays movement to the nearest collection point. 8. Prevents safeguarding of the enemy prisoners of war (EPWs) in order to cause embarrassment to the United States (US).

**TASK:** Conduct a Raid (5-OPFOR-0004)

**CONDITION:** The opposing forces (OPFOR) element has occupied an objective rally point and has orders to conduct a raid on a combat service support (CSS) base.

**STANDARD:** The OPFOR element infiltrates the enemy's base and destroys all of the targets. 1. Surprises the enemy forces. 2. Assaults the support base and accomplishes the assigned tasks. 3. Destroys the specified equipment and supplies. 4. Avoids being decisively engaged. 5. Withdraws all personnel from the objective areas within the time prescribed. 6. Obtains all priority intelligence requirements (PIR) from the raid site. 7. Sustains only light casualties from enemy fire.

**TASK:** Attack (5-OPFOR-0001)

**CONDITION:** The opposing forces (OPFOR) element has located the enemy. The priority intelligence requirements (PIR) and the other intelligence requirements have been obtained by OPFOR patrols. The OPFOR element has automatic and antiarmor weapons and light mortars.

**STANDARD:** The OPFOR element attempts to seize the terrain, the vehicles, or the equipment. 1. Develops an attack plan. 2. Surprises the enemy unit's main body. 3. Initiates the attack using a scheme of maneuver that exploits the enemy's flanks, gaps, and weaknesses. 4. Uses covered and concealed routes to approach the enemy forces' flanks, gaps, or weakly held areas. 5. Employs indirect fire to support the attack. 6. Penetrates enemy defenses. 7. Destroys the equipment and the supplies. 8. Inflicts heavy casualties. 9. Isolates the combat service support (CSS) base by blocking the reinforcements. 10. Forces the enemy units to displace. 11. Avoids being fixed in one position. 12. Withdraws before the CSS base is reinforced with tactical combat forces.

**TASK:** Conduct Sniper Operations (5-OPFOR-0006)

**CONDITION:** The opposing forces (OPFOR) element has assigned snipers (regular or irregular elements) in the enemy's rear area along the main supply route (MSR) and near support sites.

**STANDARD:** The OPFOR element kills or wounds targets. 1. Sets up a well-concealed location. 2. Engages vehicle drivers or personnel on foot with short bursts of semiautomatic fire. 3. Kills or wounds selected targets. 4. Prevents the position from being discovered by enemy forces. 5. Evacuates the area without being spotted. 6. Reports all specified priority intelligence requirements (PIR) and other intelligence requirements to the OPFOR headquarters (HQ).

**TASK:** Defend a Minefield (5-OPFOR-0023)

**CONDITION:** The enemy is conducting a minefield sweeping operation. The opposing forces (OPFOR) element has a minefield placed in the enemy's path. The minefield is under constant observation and fire.

**STANDARD:** The OPFOR element defends a minefield against an enemy element conducting a minefield sweeping operation. 1. Prevents the unit from detecting the obstacle. 2. Disrupts the minefield sweeping operation. 3. Prevents the unit from conducting the minefield sweeping operation, prevents the unit from moving all personnel through the breach, or delays the completion of the minefield sweeping operation for more than 45 minutes.

**TASK:** Maintain Contact (5-OPFOR-0003)

**CONDITION:** The opposing forces (OPFOR) element is engaged with enemy base-defense forces. The enemy forces are withdrawing under pressure.

**STANDARD:** The OPFOR element maintains enemy contact while the enemy withdraws. 1. Engages the enemy forces decisively. 2. Advances the OPFOR as the enemy forces withdraw. 3. Inflicts heavy casualties. 4. Captures the members of the enemy force. 5. Captures documents and equipment. 6. Safeguards the captured documents, the equipment, and the personnel.

**TASK:** Conduct an Ambush (5-OPFOR-0007)

**CONDITION:** The enemy is moving in a convoy. The opposing forces (OPFOR) element is positioned along the enemy's route.

**STANDARD:** The OPFOR element inflicts casualties on the enemy and causes vehicle and equipment damage. 1. Prepares an ambush site before the element arrives. 2. Surprises march element forces. 3. Inflicts heavy casualties within the designated kill zone. 4. Inflicts heavy damage to the vehicles and the equipment within the designated kill zone. 5. Delays the march element from reaching a specified destination for a specified period of time. 6. Withdraws on order. 7. Sustains no casualties. 8. Reports actions to superiors.

- ELEMENTS:** Section  
 Command Section  
 Company Headquarters  
 S1 Section  
 S2 Section  
 S3 Section  
 S4 Section  
 Communication Section  
 Treatment Team  
 Ambulance Team  
 Combat Medical Section  
 Unit Ministry Team  
 Equipment Platoon Headquarters  
 Construction Equipment Section  
 Asphalt and Concrete Section  
 Dump Truck Section  
 Maintenance Platoon Headquarters  
 Direct Support Maintenance Section  
 Direct Support Maintenance Supply Section  
 Company Maintenance Section  
 Company

**TASK:** Cross a Radiologically Contaminated Area (03-3-C208.05-T01A)  
 (FM 3-3) (FM 3-100) (FM 3-11)  
 (FM 3-4)

**ITERATION:** 1 2 3 4 5 M (Circle)

**COMMANDER/LEADER ASSESSMENT:** T P U (Circle)

**CONDITIONS:** The unit receives orders to cross a radiologically contaminated area. The approximate boundaries of the area are known or marked. Some iterations of this task should be performed in MOPP4.

**TASK STANDARDS:** The unit crosses the contaminated area by the shortest, fastest route available without incurring radiation casualties or spreading contamination. The time required to perform this task is increased when conducting it in mission-oriented protection posture (MOPP) 4.

TASK STEPS AND PERFORMANCE MEASURES	GO	NO-GO
* 1. Unit leaders prepare for the crossing. <ul style="list-style-type: none"> <li>a. Directed individuals who may be exposed to radioactive dust particles to cover their noses and mouths with handkerchiefs or clean rags, roll their sleeves down, and wear gloves.</li> <li>b. Received operational-exposure guidance (OEG) from the commander (turn back the dose/turn back the dose rate).</li> <li>c. Ensured that radiac-equipment operators checked the instruments.</li> </ul> 2. The unit prepares for the crossing. <ul style="list-style-type: none"> <li>a. Identified extra shielding requirements (for example, use sandbags on the vehicle's floor).</li> <li>b. Placed externally stored equipment inside the vehicle or covered it with available material.</li> <li>c. Started continuous monitoring.</li> </ul> 3. The unit crosses the area.		

TASK STEPS AND PERFORMANCE MEASURES	GO	NO-GO
a. Avoided stirring up dust. b. Kept out of the dust cloud by increasing the intervals and distances between the vehicles. c. Conducted movement as rapidly as possible (tracked vehicles should be buttoned up).  4. The unit performs immediate decontamination of personnel and equipment. a. Checked for casualties. b. Reported casualties (if applicable). c. Conducted necessary decontamination. d. Evacuated casualties. e. Continued the mission.		

TASK PERFORMANCE / EVALUATION SUMMARY BLOCK							
ITERATION	1	2	3	4	5	M	TOTAL
TOTAL TASK STEPS EVALUATED							
TOTAL TASK STEPS "GO"							
TRAINING STATUS "GO"/"NO-GO"							

"\*" indicates a leader task step.

**SUPPORTING INDIVIDUAL TASKS**

Task Number	Task Title	References
031-503-3006	Supervise Radiation Monitoring	STP 21-24-SMCT
031-503-4003	Control Unit Radiation Exposure	STP 21-24-SMCT

**SUPPORTING COLLECTIVE TASKS: NONE**

**OPFOR TASKS AND STANDARDS**

**TASK:** Disrupt Movement (5-OPFOR-0014)

**CONDITION:** The enemy is expected to move through the opposing forces (OPFOR) element's area of operations. The OPFOR element has received an operation order (OPORD) or fragmentary order (FRAGO) to disrupt enemy movement. The enemy has the capability to defend with direct fire and antiarmor weapons.

**STANDARD:** The OPFOR element delays enemy movement. 1. Delays the element. 2. Forces the element to deviate from its route. 3. Prevents the element from reaching its destination. 4. Surprises the element's main body.

**TASK:** Disrupt Defensive Preparations (5-OPFOR-0018)

**CONDITION:** The opposing forces (OPFOR) element has located the enemy. Priority intelligence requirements (PIR) and other intelligence requirements obtained by OPFOR patrols indicate that the enemy elements are establishing defensive positions. The OPFOR element has automatic and antiarmor weapons and light mortars.

**STANDARD:** The OPFOR element disrupts and delays the enemy's defensive preparations. 1. Locates and penetrates the enemy's security system. 2. Forces the enemy to delay defensive preparations. 3. Disrupts the enemy's obstacle preparations.

**TASK:** Defeat Obstacles (5-OPFOR-0009)

**CONDITION:** The opposing forces (OPFOR) element encounters an obstacle that blocks the avenue of approach as it advances upon the enemy forces.

**STANDARD:** The OPFOR element bypasses or breaches the enemy obstacle. 1. Detects the obstacle before halting its main body. 2. Defeats the obstacle. a. Bypasses the obstacle without entering the engagement areas. b. Breaches the obstacle within 45 minutes and passes its entire force through the obstacle. 3. Does not incur degradation to the point that the mission must be discontinued.

**TASK:** Disrupt a Route Reconnaissance (5-OPFOR-0021)

**CONDITION:** The enemy is conducting a route reconnaissance. The opposing forces (OPFOR) element is positioned along the enemy's route.

**STANDARD:** The OPFOR element attempts to disrupt a squad/section conducting a route reconnaissance. 1. Prevents the unit from meeting its specified time schedule. 2. Forces the unit to deviate from its specified route. 3. Prevents the unit from reaching its assigned destination. 4. Surprises the squad/section. 5. Inflicts casualties on the unit.

**TASK:** Conduct Terrorist and Saboteur Attacks (5-OPFOR-0005)

**CONDITION:** The opposing forces (OPFOR) element dispatches small teams into the enemy's rear area to disrupt combat service support (CSS) operations.

**STANDARD:** The enemy sustains disrupted command and control (C2), destroyed equipment and supplies, and light casualties. 1. Locates rear support bases and C2 facilities. 2. Delays and disrupts CSS operations through probes. 3. Infiltrates CSS bases to conduct sabotage and terrorist activities. 4. Inflicts light casualties. 5. Destroys supplies and equipment.

**TASK:** Disrupt a Net Control Station (NCS) (5-OPFOR-0019)

**CONDITION:** The enemy has established a NCS. The opposing forces (OPFOR) element has radio and jamming equipment.

**STANDARD:** The OPFOR element attempts to disrupt an NCS. 1. Attempts to locate the radio frequency that the unit is operating on. 2. Attempts to enter the radio net. 3. Attempts to issue "bogus" orders to a unit on the net. 4. Jams the radio frequency and forces the unit to go to an alternate frequency.

**TASK:** Disrupt Construction of Vehicle Fighting Positions (5-OPFOR-0020)

**CONDITION:** The opposing forces (OPFOR) element has located the enemy. The priority intelligence requirements (PIR) and other intelligence obtained by OPFOR patrols indicate the enemy is constructing vehicle fighting positions within its defensive area. The OPFOR element has automatic and antiarmor weapons and light mortars.

**STANDARD:** The OPFOR element attempts to disrupt the enemy's efforts to establish vehicle fighting positions. 1. Locates the defensive area. 2. Surprises the main body. 3. Penetrates the defensive area with squad-size probes. 4. Inflicts casualties on the unit. 5. Destroys vehicles. 6. Disrupts the unit's preparations (prevents or delays beyond the unit's allotted time).



**TASK:** Conduct an Aerial Reconnaissance (5-OPFOR-0010)

**CONDITION:** The opposing forces (OPFOR) headquarters (HQ) element requires intelligence on the locations and identification of the enemy elements. Aircraft is dispatched to take photographs and make a visual inspection of the enemy rear area.

**STANDARD:** The OPFOR element gathers photograph intelligence of the enemy. 1. Photographs the assigned sectors. 2. Makes quick visual checks where the ceiling is low. 3. Locates enemy positions in the area, particularly support and storage bases, and command and control (C2) facilities. 4. Sustains no loss of aircraft. 5. Reports priority intelligence requirements (PIR) and other information requirements to the OPFOR HQ.

**TASK:** Disrupt an Engineer Reconnaissance (5-OPFOR-0022)

**CONDITION:** The enemy is conducting an engineer reconnaissance. The opposing forces (OPFOR) element is positioned along the enemy's route.

**STANDARD:** The OPFOR element disrupts an engineer reconnaissance. 1. Prevents the unit from meeting its specified time schedule. 2. Forces the unit to deviate from its specified route. 3. Prevents the unit from accomplishing its assigned engineer reconnaissance. 4. Surprises the unit conducting the reconnaissance.

**TASK:** Conduct an Attack (5-OPFOR-0008)

**CONDITION:** The enemy is conducting tactical operations. The opposing forces (OPFOR) element receives orders to attack the enemy, the area of occupation, or the main supply route (MSR) with smoke.

**STANDARD:** The OPFOR element disrupts the enemy's movement and smoke operations. 1. Determines the delivery method of the smoke attack. 2. Locates the target. 3. Delivers the smoke attack downwind. 4. Attacks the enemy with smoke, and surge attacks when the enemy responds to the smoke.

**TASK:** Disrupt Quartering Party Operations (5-OPFOR-0017)

**CONDITION:** The enemy is conducting quartering party operations. It has established an assembly area (AA) but has not moved in the main body.

**STANDARD:** The opposing forces (OPFOR) element attempts to disrupt quartering party operations and infiltrate the enemy's AA. 1. Locates the quartering party and the AA. 2. Surprises the main body. 3. Penetrates the AA with squad-size probes. 4. Inflicts personnel casualties and vehicle damage. 5. Disrupts the unit's preparations (prevents or delays beyond the unit's allotted time).

**TASK:** Disrupt Enemy Movement and Operations Using Tactical Nuclear Weapons (5-OPFOR-0016)

**CONDITION:** The opposing forces (OPFOR) element has located the enemy. Priority intelligence requirements (PIR) and other intelligence requirements have been obtained by OPFOR patrols. Tactical nuclear weapons are employed against key locations in the rear area.

**STANDARD:** The OPFOR element disrupts enemy movement and operations. 1. Disrupts or delays the movement of the enemy's equipment and supplies to the forward areas. 2. Destroys enemy equipment and supplies. 3. Inflicts a high rate of nuclear casualties among the enemy forces. 4. Denies the enemy the use of specified areas. 5. Contaminates the enemy's equipment and supplies.

**TASK:** Disrupt Assembly Area (AA) Activities (5-OPFOR-0013)

**CONDITION:** Intelligence reports indicate that platoon- and company-size enemy units are operating in the opposing forces (OPFOR) area of operations. Enemy units can defend from AAs with direct fire, antiarmor weapons, and indirect fire. The enemy has close air support (CAS) and nuclear, biological, and chemical (NBC) capabilities.

**STANDARD:** The OPFOR element locates and disrupts the enemy's AA activities. 1. Locates the element's AA. 2. Probes the AA with squad- or team-size elements. 3. Inflicts more than 5 percent casualties on the element. 4. Disrupts the element's preparations (prevents or delays beyond the element's allotted time).

**TASK:** Disrupt Enemy Movement and Operations Using Persistent and Nonpersistent Chemical Weapons (5-OPFOR-0015)

**CONDITION:** The opposing forces (OPFOR) element has located the enemy. Priority intelligence requirements (PIR) and other intelligence requirements have been obtained by OPFOR patrols. The OPFOR units deliver chemical agents, by means of conventional artillery weapons or aircraft, along selected supply routes and key bases in the rear area.

**STANDARD:** The OPFOR element disrupts enemy movement and operations using persistent and nonpersistent chemical weapons. 1. Delivers chemical agents in low and densely wooded areas. 2. Delays the movement of enemy supplies and equipment to the forward areas. 3. Restricts the movement of the enemy units in the rear area. 4. Channels the movement of enemy units into predesignated ambush areas. 5. Contaminates enemy supplies and equipment. 6. Inflicts a high rate of casualties on enemy forces.

**TASK:** Counter Passage of Lines (5-OPFOR-0012)

**CONDITION:** Enemy forces are in defensive positions, but they are expected to attempt passage-of-lines operations. The opposing forces (OPFOR) received orders to disrupt enemy passage-of-lines operations.

**STANDARD:** The OPFOR element delays or prevents enemy passage of lines. 1. Delays the passage. 2. Prevents the company from moving all personnel through the stationary unit. 3. Engages the main body of either the moving or the stationary unit.

**TASK:** Conduct Air Attacks (5-OPFOR-0002)

**CONDITION:** The opposing forces (OPFOR) element in the rear area has forwarded the positions of the enemy support sites or the locations of moving elements. The OPFOR aircraft have been dispatched to attack enemy installations or convoys.

**STANDARD:** The OPFOR element attempts to delay, disrupt, or damage the enemy targets by air. 1. Locates the target (support sites or convoys). 2. Makes attack runs on the designated targets. 3. Inflicts heavy damage to the selected target. 4. Sustains no loss of aircraft. 5. Delays moving the force for more than one hour.

**TASK:** Surrender to the Capturing Unit on the Battlefield (5-OPFOR-0024)

**CONDITION:** The enemy has captured opposing forces (OPFOR) element's soldiers, documents, and equipment sensitive to the OPFOR tactical operations.

**STANDARD:** The OPFOR soldiers retain or destroy documents and equipment. The OPFOR element surrenders the documents and the equipment of no tactical use to the enemy and attempts to conceal or destroy items of tactical value. The OPFOR element attempts escape and evasion. 1. Prevents the successful capture of the documents and the equipment. 2. Destroys the documents and the equipment. 3. Removes identifying markings from the equipment. 4. Removes unit-identifying insignia. 5. Provides misleading information. 6. Plans an escape. 7. Delays movement to the nearest collection point. 8. Prevents safeguarding of the enemy prisoners of war (EPWs) in order to cause embarrassment to the United States (US).

**TASK:** Conduct a Raid (5-OPFOR-0004)

**CONDITION:** The opposing forces (OPFOR) element has occupied an objective rally point and has orders to conduct a raid on a combat service support (CSS) base.

**STANDARD:** The OPFOR element infiltrates the enemy's base and destroys all of the targets. 1. Surprises the enemy forces. 2. Assaults the support base and accomplishes the assigned tasks. 3. Destroys the specified equipment and supplies. 4. Avoids being decisively engaged. 5. Withdraws all personnel from the objective areas within the time prescribed. 6. Obtains all priority intelligence requirements (PIR) from the raid site. 7. Sustains only light casualties from enemy fire.

**TASK:** Attack (5-OPFOR-0001)

**CONDITION:** The opposing forces (OPFOR) element has located the enemy. The priority intelligence requirements (PIR) and the other intelligence requirements have been obtained by OPFOR patrols. The OPFOR element has automatic and antiarmor weapons and light mortars.

**STANDARD:** The OPFOR element attempts to seize the terrain, the vehicles, or the equipment. 1. Develops an attack plan. 2. Surprises the enemy unit's main body. 3. Initiates the attack using a scheme of maneuver that exploits the enemy's flanks, gaps, and weaknesses. 4. Uses covered and concealed routes to approach the enemy forces' flanks, gaps, or weakly held areas. 5. Employs indirect fire to support the attack. 6. Penetrates enemy defenses. 7. Destroys the equipment and the supplies. 8. Inflicts heavy casualties. 9. Isolates the combat service support (CSS) base by blocking the reinforcements. 10. Forces the enemy units to displace. 11. Avoids being fixed in one position. 12. Withdraws before the CSS base is reinforced with tactical combat forces.

**TASK:** Conduct Sniper Operations (5-OPFOR-0006)

**CONDITION:** The opposing forces (OPFOR) element has assigned snipers (regular or irregular elements) in the enemy's rear area along the main supply route (MSR) and near support sites.

**STANDARD:** The OPFOR element kills or wounds targets. 1. Sets up a well-concealed location. 2. Engages vehicle drivers or personnel on foot with short bursts of semiautomatic fire. 3. Kills or wounds selected targets. 4. Prevents the position from being discovered by enemy forces. 5. Evacuates the area without being spotted. 6. Reports all specified priority intelligence requirements (PIR) and other intelligence requirements to the OPFOR headquarters (HQ).

**TASK:** Defend a Minefield (5-OPFOR-0023)

**CONDITION:** The enemy is conducting a minefield sweeping operation. The opposing forces (OPFOR) element has a minefield placed in the enemy's path. The minefield is under constant observation and fire.

**STANDARD:** The OPFOR element defends a minefield against an enemy element conducting a minefield sweeping operation. 1. Prevents the unit from detecting the obstacle. 2. Disrupts the minefield sweeping operation. 3. Prevents the unit from conducting the minefield sweeping operation, prevents the unit from moving all personnel through the breach, or delays the completion of the minefield sweeping operation for more than 45 minutes.

**TASK:** Maintain Contact (5-OPFOR-0003)

**CONDITION:** The opposing forces (OPFOR) element is engaged with enemy base-defense forces. The enemy forces are withdrawing under pressure.

**STANDARD:** The OPFOR element maintains enemy contact while the enemy withdraws. 1. Engages the enemy forces decisively. 2. Advances the OPFOR as the enemy forces withdraw. 3. Inflicts heavy casualties. 4. Captures the members of the enemy force. 5. Captures documents and equipment. 6. Safeguards the captured documents, the equipment, and the personnel.

**TASK:** Conduct an Ambush (5-OPFOR-0007)

**CONDITION:** The enemy is moving in a convoy. The opposing forces (OPFOR) element is positioned along the enemy's route.

**STANDARD:** The OPFOR element inflicts casualties on the enemy and causes vehicle and equipment damage. 1. Prepares an ambush site before the element arrives. 2. Surprises march element forces. 3. Inflicts heavy casualties within the designated kill zone. 4. Inflicts heavy damage to the vehicles and the equipment within the designated kill zone. 5. Delays the march element from reaching a specified destination for a specified period of time. 6. Withdraws on order. 7. Sustains no casualties. 8. Reports actions to superiors.

- ELEMENTS:** Section  
 Command Section  
 Company Headquarters  
 S1 Section  
 S2 Section  
 S3 Section  
 S4 Section  
 Communication Section  
 Treatment Team  
 Ambulance Team  
 Combat Medical Section  
 Unit Ministry Team  
 Equipment Platoon Headquarters  
 Construction Equipment Section  
 Asphalt and Concrete Section  
 Dump Truck Section  
 Maintenance Platoon Headquarters  
 Direct Support Maintenance Section  
 Direct Support Maintenance Supply Section  
 Company Maintenance Section  
 Company

**TASK:** React to Smoke Operations (03-3-C209.05-T01A)  
 (FM 3-50)

**ITERATION:** 1 2 3 4 5 M (Circle)

**COMMANDER/LEADER ASSESSMENT:** T P U (Circle)

**CONDITIONS:** The unit encounters friendly or enemy smoke while conducting operations. Some iterations of this task should be performed in MOPP4.

**TASK STANDARDS:** The unit exploits the threat smoke or employs friendly smoke to conceal its own activities and continues the mission. The time required to prepare is increased when conducting this task in mission-oriented protection posture (MOPP) 4.

TASK STEPS AND PERFORMANCE MEASURES	GO	NO-GO
<ol style="list-style-type: none"> <li>1. The unit does not allow smoke to impede the performance of the mission.                             <ol style="list-style-type: none"> <li>a. Performed its mission in the presence of smoke.</li> <li>b. Used threat smoke to conceal its own movements.</li> <li>c. Moved to alternate positions to reduce the effects of the threat's use of smoke.</li> <li>d. Considered using countersmoke to conceal their own activities.</li> </ol> </li> <li>2. The unit employs organic smoke-grenade launchers, smoke pots, and smoke hand grenades.                             <ol style="list-style-type: none"> <li>a. Coordinated smoke operations with the unit commander or the supported unit.</li> <li>b. Determined the wind direction and speed.</li> <li>c. Determined where to release the smoke and where it would travel.</li> <li>d. Determined the duration of the smoke operations.</li> <li>e. Determined the effects of weather conditions on its smoke plan.</li> <li>f. Ensured that the smoke covered an area larger than the unit's position.</li> </ol> </li> </ol>		

TASK STEPS AND PERFORMANCE MEASURES	GO	NO-GO
g. Requested smoke support from other units (if organic systems would not accomplish the task).  3. The unit uses target acquisition and guidance systems. a. Determined what available target acquisition and guidance systems were effective in the smoke. b. Requested and used target acquisition and guidance systems that were effective in the smoke.  * 4. The noncommissioned officer in charge (NCOIC) requests a resupply of smoke munitions when required. a. Requested smoke grenades and smoke pots. b. Distributed smoke grenades and smoke pots.		

TASK PERFORMANCE / EVALUATION SUMMARY BLOCK							
ITERATION	1	2	3	4	5	M	TOTAL
TOTAL TASK STEPS EVALUATED							
TOTAL TASK STEPS "GO"							
TRAINING STATUS "GO"/"NO-GO"							

"\*" indicates a leader task step.

**SUPPORTING INDIVIDUAL TASKS: NONE**

**SUPPORTING COLLECTIVE TASKS: NONE**

**OPFOR TASKS AND STANDARDS**

**TASK:** Disrupt Assembly Area (AA) Activities (5-OPFOR-0013)

**CONDITION:** Intelligence reports indicate that platoon- and company-size enemy units are operating in the opposing forces (OPFOR) area of operations. Enemy units can defend from AAs with direct fire, antiarmor weapons, and indirect fire. The enemy has close air support (CAS) and nuclear, biological, and chemical (NBC) capabilities.

**STANDARD:** The OPFOR element locates and disrupts the enemy's AA activities. 1. Locates the element's AA. 2. Probes the AA with squad- or team-size elements. 3. Inflicts more than 5 percent casualties on the element. 4. Disrupts the element's preparations (prevents or delays beyond the element's allotted time).

**TASK:** Disrupt Defensive Preparations (5-OPFOR-0018)

**CONDITION:** The opposing forces (OPFOR) element has located the enemy. Priority intelligence requirements (PIR) and other intelligence requirements obtained by OPFOR patrols indicate that the enemy elements are establishing defensive positions. The OPFOR element has automatic and antiarmor weapons and light mortars.

**STANDARD:** The OPFOR element disrupts and delays the enemy's defensive preparations. 1. Locates and penetrates the enemy's security system. 2. Forces the enemy to delay defensive preparations. 3. Disrupts the enemy's obstacle preparations.

**TASK:** Disrupt Movement (5-OPFOR-0014)

**CONDITION:** The enemy is expected to move through the opposing forces (OPFOR) element's area of operations. The OPFOR element has received an operation order (OPORD) or fragmentary order (FRAGO) to disrupt enemy movement. The enemy has the capability to defend with direct fire and antiarmor weapons.

**STANDARD:** The OPFOR element delays enemy movement. 1. Delays the element. 2. Forces the element to deviate from its route. 3. Prevents the element from reaching its destination. 4. Surprises the element's main body.

**TASK:** Counter Passage of Lines (5-OPFOR-0012)

**CONDITION:** Enemy forces are in defensive positions, but they are expected to attempt passage-of-lines operations. The opposing forces (OPFOR) received orders to disrupt enemy passage-of-lines operations.

**STANDARD:** The OPFOR element delays or prevents enemy passage of lines. 1. Delays the passage. 2. Prevents the company from moving all personnel through the stationary unit. 3. Engages the main body of either the moving or the stationary unit.

**TASK:** Defeat Obstacles (5-OPFOR-0009)

**CONDITION:** The opposing forces (OPFOR) element encounters an obstacle that blocks the avenue of approach as it advances upon the enemy forces.

**STANDARD:** The OPFOR element bypasses or breaches the enemy obstacle. 1. Detects the obstacle before halting its main body. 2. Defeats the obstacle. a. Bypasses the obstacle without entering the engagement areas. b. Breaches the obstacle within 45 minutes and passes its entire force through the obstacle. 3. Does not incur degradation to the point that the mission must be discontinued.

**TASK:** Disrupt a Route Reconnaissance (5-OPFOR-0021)

**CONDITION:** The enemy is conducting a route reconnaissance. The opposing forces (OPFOR) element is positioned along the enemy's route.

**STANDARD:** The OPFOR element attempts to disrupt a squad/section conducting a route reconnaissance. 1. Prevents the unit from meeting its specified time schedule. 2. Forces the unit to deviate from its specified route. 3. Prevents the unit from reaching its assigned destination. 4. Surprises the squad/section. 5. Inflicts casualties on the unit.

**TASK:** Conduct Terrorist and Saboteur Attacks (5-OPFOR-0005)

**CONDITION:** The opposing forces (OPFOR) element dispatches small teams into the enemy's rear area to disrupt combat service support (CSS) operations.

**STANDARD:** The enemy sustains disrupted command and control (C2), destroyed equipment and supplies, and light casualties. 1. Locates rear support bases and C2 facilities. 2. Delays and disrupts CSS operations through probes. 3. Infiltrates CSS bases to conduct sabotage and terrorist activities. 4. Inflicts light casualties. 5. Destroys supplies and equipment.

**TASK:** Disrupt a Net Control Station (NCS) (5-OPFOR-0019)

**CONDITION:** The enemy has established a NCS. The opposing forces (OPFOR) element has radio and jamming equipment.

**STANDARD:** The OPFOR element attempts to disrupt an NCS. 1. Attempts to locate the radio frequency that the unit is operating on. 2. Attempts to enter the radio net. 3. Attempts to issue "bogus" orders to a unit on the net. 4. Jams the radio frequency and forces the unit to go to an alternate frequency.

**TASK:** Disrupt Construction of Vehicle Fighting Positions (5-OPFOR-0020)

**CONDITION:** The opposing forces (OPFOR) element has located the enemy. The priority intelligence requirements (PIR) and other intelligence obtained by OPFOR patrols indicate the enemy is constructing vehicle fighting positions within its defensive area. The OPFOR element has automatic and antiarmor weapons and light mortars.

**STANDARD:** The OPFOR element attempts to disrupt the enemy's efforts to establish vehicle fighting positions. 1. Locates the defensive area. 2. Surprises the main body. 3. Penetrates the defensive area with squad-size probes. 4. Inflicts casualties on the unit. 5. Destroys vehicles. 6. Disrupts the unit's preparations (prevents or delays beyond the unit's allotted time).

**TASK:** Conduct an Aerial Reconnaissance (5-OPFOR-0010)

**CONDITION:** The opposing forces (OPFOR) headquarters (HQ) element requires intelligence on the locations and identification of the enemy elements. Aircraft is dispatched to take photographs and make a visual inspection of the enemy rear area.

**STANDARD:** The OPFOR element gathers photograph intelligence of the enemy. 1. Photographs the assigned sectors. 2. Makes quick visual checks where the ceiling is low. 3. Locates enemy positions in the area, particularly support and storage bases, and command and control (C2) facilities. 4. Sustains no loss of aircraft. 5. Reports priority intelligence requirements (PIR) and other information requirements to the OPFOR HQ.

**TASK:** Disrupt an Engineer Reconnaissance (5-OPFOR-0022)

**CONDITION:** The enemy is conducting an engineer reconnaissance. The opposing forces (OPFOR) element is positioned along the enemy's route.

**STANDARD:** The OPFOR element disrupts an engineer reconnaissance. 1. Prevents the unit from meeting its specified time schedule. 2. Forces the unit to deviate from its specified route. 3. Prevents the unit from accomplishing its assigned engineer reconnaissance. 4. Surprises the unit conducting the reconnaissance.

**TASK:** Conduct an Attack (5-OPFOR-0008)

**CONDITION:** The enemy is conducting tactical operations. The opposing forces (OPFOR) element receives orders to attack the enemy, the area of occupation, or the main supply route (MSR) with smoke.

**STANDARD:** The OPFOR element disrupts the enemy's movement and smoke operations. 1. Determines the delivery method of the smoke attack. 2. Locates the target. 3. Delivers the smoke attack downwind. 4. Attacks the enemy with smoke, and surge attacks when the enemy responds to the smoke.

**TASK:** Disrupt Quartering Party Operations (5-OPFOR-0017)

**CONDITION:** The enemy is conducting quartering party operations. It has established an assembly area (AA) but has not moved in the main body.



**STANDARD:** The opposing forces (OPFOR) element attempts to disrupt quartering party operations and infiltrate the enemy's AA. 1. Locates the quartering party and the AA. 2. Surprises the main body. 3. Penetrates the AA with squad-size probes. 4. Inflicts personnel casualties and vehicle damage. 5. Disrupts the unit's preparations (prevents or delays beyond the unit's allotted time).

**TASK:** Disrupt Enemy Movement and Operations Using Tactical Nuclear Weapons (5-OPFOR-0016)

**CONDITION:** The opposing forces (OPFOR) element has located the enemy. Priority intelligence requirements (PIR) and other intelligence requirements have been obtained by OPFOR patrols. Tactical nuclear weapons are employed against key locations in the rear area.

**STANDARD:** The OPFOR element disrupts enemy movement and operations. 1. Disrupts or delays the movement of the enemy's equipment and supplies to the forward areas. 2. Destroys enemy equipment and supplies. 3. Inflicts a high rate of nuclear casualties among the enemy forces. 4. Denies the enemy the use of specified areas. 5. Contaminates the enemy's equipment and supplies.

**TASK:** Disrupt Enemy Movement and Operations Using Persistent and Nonpersistent Chemical Weapons (5-OPFOR-0015)

**CONDITION:** The opposing forces (OPFOR) element has located the enemy. Priority intelligence requirements (PIR) and other intelligence requirements have been obtained by OPFOR patrols. The OPFOR units deliver chemical agents, by means of conventional artillery weapons or aircraft, along selected supply routes and key bases in the rear area.

**STANDARD:** The OPFOR element disrupts enemy movement and operations using persistent and nonpersistent chemical weapons. 1. Delivers chemical agents in low and densely wooded areas. 2. Delays the movement of enemy supplies and equipment to the forward areas. 3. Restricts the movement of the enemy units in the rear area. 4. Channels the movement of enemy units into predesignated ambush areas. 5. Contaminates enemy supplies and equipment. 6. Inflicts a high rate of casualties on enemy forces.

**TASK:** Conduct Air Attacks (5-OPFOR-0002)

**CONDITION:** The opposing forces (OPFOR) element in the rear area has forwarded the positions of the enemy support sites or the locations of moving elements. The OPFOR aircraft have been dispatched to attack enemy installations or convoys.

**STANDARD:** The OPFOR element attempts to delay, disrupt, or damage the enemy targets by air. 1. Locates the target (support sites or convoys). 2. Makes attack runs on the designated targets. 3. Inflicts heavy damage to the selected target. 4. Sustains no loss of aircraft. 5. Delays moving the force for more than one hour.

**TASK:** Surrender to the Capturing Unit on the Battlefield (5-OPFOR-0024)

**CONDITION:** The enemy has captured opposing forces (OPFOR) element's soldiers, documents, and equipment sensitive to the OPFOR tactical operations.

**STANDARD:** The OPFOR soldiers retain or destroy documents and equipment. The OPFOR element surrenders the documents and the equipment of no tactical use to the enemy and attempts to conceal or destroy items of tactical value. The OPFOR element attempts escape and evasion. 1. Prevents the successful capture of the documents and the equipment. 2. Destroys the documents and the equipment. 3. Removes identifying markings from the equipment. 4. Removes unit-identifying insignia. 5. Provides misleading information. 6. Plans an escape. 7. Delays movement to the nearest collection point. 8. Prevents safeguarding of the enemy prisoners of war (EPWs) in order to cause embarrassment to the United States (US).

**TASK:** Conduct a Raid (5-OPFOR-0004)

**CONDITION:** The opposing forces (OPFOR) element has occupied an objective rally point and has orders to conduct a raid on a combat service support (CSS) base.

**STANDARD:** The OPFOR element infiltrates the enemy's base and destroys all of the targets. 1. Surprises the enemy forces. 2. Assaults the support base and accomplishes the assigned tasks. 3. Destroys the specified equipment and supplies. 4. Avoids being decisively engaged. 5. Withdraws all personnel from the objective areas within the time prescribed. 6. Obtains all priority intelligence requirements (PIR) from the raid site. 7. Sustains only light casualties from enemy fire.

**TASK:** Attack (5-OPFOR-0001)

**CONDITION:** The opposing forces (OPFOR) element has located the enemy. The priority intelligence requirements (PIR) and the other intelligence requirements have been obtained by OPFOR patrols. The OPFOR element has automatic and antiarmor weapons and light mortars.

**STANDARD:** The OPFOR element attempts to seize the terrain, the vehicles, or the equipment. 1. Develops an attack plan. 2. Surprises the enemy unit's main body. 3. Initiates the attack using a scheme of maneuver that exploits the enemy's flanks, gaps, and weaknesses. 4. Uses covered and concealed routes to approach the enemy forces' flanks, gaps, or weakly held areas. 5. Employs indirect fire to support the attack. 6. Penetrates enemy defenses. 7. Destroys the equipment and the supplies. 8. Inflicts heavy casualties. 9. Isolates the combat service support (CSS) base by blocking the reinforcements. 10. Forces the enemy units to displace. 11. Avoids being fixed in one position. 12. Withdraws before the CSS base is reinforced with tactical combat forces.

**TASK:** Conduct Sniper Operations (5-OPFOR-0006)

**CONDITION:** The opposing forces (OPFOR) element has assigned snipers (regular or irregular elements) in the enemy's rear area along the main supply route (MSR) and near support sites.

**STANDARD:** The OPFOR element kills or wounds targets. 1. Sets up a well-concealed location. 2. Engages vehicle drivers or personnel on foot with short bursts of semiautomatic fire. 3. Kills or wounds selected targets. 4. Prevents the position from being discovered by enemy forces. 5. Evacuates the area without being spotted. 6. Reports all specified priority intelligence requirements (PIR) and other intelligence requirements to the OPFOR headquarters (HQ).

**TASK:** Defend a Minefield (5-OPFOR-0023)

**CONDITION:** The enemy is conducting a minefield sweeping operation. The opposing forces (OPFOR) element has a minefield placed in the enemy's path. The minefield is under constant observation and fire.

**STANDARD:** The OPFOR element defends a minefield against an enemy element conducting a minefield sweeping operation. 1. Prevents the unit from detecting the obstacle. 2. Disrupts the minefield sweeping operation. 3. Prevents the unit from conducting the minefield sweeping operation, prevents the unit from moving all personnel through the breach, or delays the completion of the minefield sweeping operation for more than 45 minutes.

**TASK:** Maintain Contact (5-OPFOR-0003)

**CONDITION:** The opposing forces (OPFOR) element is engaged with enemy base-defense forces. The enemy forces are withdrawing under pressure.

**STANDARD:** The OPFOR element maintains enemy contact while the enemy withdraws. 1. Engages the enemy forces decisively. 2. Advances the OPFOR as the enemy forces withdraw. 3. Inflicts heavy casualties. 4. Captures the members of the enemy force. 5. Captures documents and equipment. 6. Safeguards the captured documents, the equipment, and the personnel.

**TASK:** Conduct an Ambush (5-OPFOR-0007)

**CONDITION:** The enemy is moving in a convoy. The opposing forces (OPFOR) element is positioned along the enemy's route.

**STANDARD:** The OPFOR element inflicts casualties on the enemy and causes vehicle and equipment damage. 1. Prepares an ambush site before the element arrives. 2. Surprises march element forces. 3. Inflicts heavy casualties within the designated kill zone. 4. Inflicts heavy damage to the vehicles and the equipment within the designated kill zone. 5. Delays the march element from reaching a specified destination for a specified period of time. 6. Withdraws on order. 7. Sustains no casualties. 8. Reports actions to superiors.

- ELEMENTS:** Section  
 Command Section  
 Company Headquarters  
 S1 Section  
 S2 Section  
 S3 Section  
 S4 Section  
 Communication Section  
 Treatment Team  
 Ambulance Team  
 Combat Medical Section  
 Unit Ministry Team  
 Equipment Platoon Headquarters  
 Construction Equipment Section  
 Asphalt and Concrete Section  
 Dump Truck Section  
 Maintenance Platoon Headquarters  
 Direct Support Maintenance Section  
 Direct Support Maintenance Supply Section  
 Company Maintenance Section  
 Company

**TASK:** Respond to the Residual Effects of a Nuclear Attack (03-3-C222.05-T01A)  
 (FM 3-4) (FM 3-100) (FM 3-11)  
 (FM 3-3)

**ITERATION:** 1 2 3 4 5 M (Circle)

**COMMANDER/LEADER ASSESSMENT:** T P U (Circle)

**CONDITIONS:** The unit is located within a predicted fallout area. The mission does not allow movement from the predicted fallout area. Some iterations of this task should be performed in MOPP4.

**TASK STANDARDS:** The unit takes actions to minimize exposure to residual radiation. The time required to perform this task is increased when conducting it in mission-oriented protection posture (MOPP) 4.

TASK STEPS AND PERFORMANCE MEASURES	GO	NO-GO
* 1. Unit leaders prepare the unit for fallout. <ul style="list-style-type: none"> <li>a. Ensured that individuals covered their noses and mouths with handkerchiefs or clean rags, rolled their sleeves down, and wore gloves.</li> <li>b. Covered equipment; munitions; petroleum, oil, and lubricants (POL); and food and water containers or placed them inside shelters or vehicles.</li> <li>c. Used shelters, closed vehicles, or available shielding to protect personnel from fallout.</li> <li>d. Ensured that continuous monitoring was maintained using available nuclear, biological, and chemical (NBC) detection and identification equipment.</li> </ul> 2. Designated personnel monitor fallout. <ul style="list-style-type: none"> <li>a. Maintained total-dose information using available total-dose instruments.</li> <li>b. Ensured that exposure was minimized while the commander determined if relocation to a clean area was necessary or possible.</li> <li>c. Calculated the optimum time of exit.</li> </ul>		

TASK STEPS AND PERFORMANCE MEASURES	GO	NO-GO
d. Sent NBC 4 reports to higher headquarters (HQ) using secure means when possible. * 3. The unit leader develops a contingency plan. a. Used guidance from higher HQ based on the mission and previous radiation exposure. b. Planned for rotation of individuals to minimize exposure.		

TASK PERFORMANCE / EVALUATION SUMMARY BLOCK							
ITERATION	1	2	3	4	5	M	TOTAL
TOTAL TASK STEPS EVALUATED							
TOTAL TASK STEPS "GO"							
TRAINING STATUS "GO"/"NO-GO"							

"\*" indicates a leader task step.

**SUPPORTING INDIVIDUAL TASKS**

Task Number	Task Title	References
031-503-3006	Supervise Radiation Monitoring	STP 21-24-SMCT
031-503-4003	Control Unit Radiation Exposure	STP 21-24-SMCT

**SUPPORTING COLLECTIVE TASKS: NONE**

**OPFOR TASKS AND STANDARDS**

**TASK:** Disrupt Defensive Preparations (5-OPFOR-0018)

**CONDITION:** The opposing forces (OPFOR) element has located the enemy. Priority intelligence requirements (PIR) and other intelligence requirements obtained by OPFOR patrols indicate that the enemy elements are establishing defensive positions. The OPFOR element has automatic and antiarmor weapons and light mortars.

**STANDARD:** The OPFOR element disrupts and delays the enemy's defensive preparations. 1. Locates and penetrates the enemy's security system. 2. Forces the enemy to delay defensive preparations. 3. Disrupts the enemy's obstacle preparations.

**TASK:** Disrupt Movement (5-OPFOR-0014)

**CONDITION:** The enemy is expected to move through the opposing forces (OPFOR) element's area of operations. The OPFOR element has received an operation order (OPORD) or fragmentary order (FRAGO) to disrupt enemy movement. The enemy has the capability to defend with direct fire and antiarmor weapons.

**STANDARD:** The OPFOR element delays enemy movement. 1. Delays the element. 2. Forces the element to deviate from its route. 3. Prevents the element from reaching its destination. 4. Surprises the element's main body.

**TASK:** Disrupt Assembly Area (AA) Activities (5-OPFOR-0013)

**CONDITION:** Intelligence reports indicate that platoon- and company-size enemy units are operating in the opposing forces (OPFOR) area of operations. Enemy units can defend from AAs with direct fire, antiarmor weapons, and indirect fire. The enemy has close air support (CAS) and nuclear, biological, and chemical (NBC) capabilities.

**STANDARD:** The OPFOR element locates and disrupts the enemy's AA activities. 1. Locates the element's AA. 2. Probes the AA with squad- or team-size elements. 3. Inflicts more than 5 percent casualties on the element. 4. Disrupts the element's preparations (prevents or delays beyond the element's allotted time).

**TASK:** Defeat Obstacles (5-OPFOR-0009)

**CONDITION:** The opposing forces (OPFOR) element encounters an obstacle that blocks the avenue of approach as it advances upon the enemy forces.

**STANDARD:** The OPFOR element bypasses or breaches the enemy obstacle. 1. Detects the obstacle before halting its main body. 2. Defeats the obstacle. a. Bypasses the obstacle without entering the engagement areas. b. Breaches the obstacle within 45 minutes and passes its entire force through the obstacle. 3. Does not incur degradation to the point that the mission must be discontinued.

**TASK:** Disrupt a Route Reconnaissance (5-OPFOR-0021)

**CONDITION:** The enemy is conducting a route reconnaissance. The opposing forces (OPFOR) element is positioned along the enemy's route.

**STANDARD:** The OPFOR element attempts to disrupt a squad/section conducting a route reconnaissance. 1. Prevents the unit from meeting its specified time schedule. 2. Forces the unit to deviate from its specified route. 3. Prevents the unit from reaching its assigned destination. 4. Surprises the squad/section. 5. Inflicts casualties on the unit.

**TASK:** Conduct Terrorist and Saboteur Attacks (5-OPFOR-0005)

**CONDITION:** The opposing forces (OPFOR) element dispatches small teams into the enemy's rear area to disrupt combat service support (CSS) operations.

**STANDARD:** The enemy sustains disrupted command and control (C2), destroyed equipment and supplies, and light casualties. 1. Locates rear support bases and C2 facilities. 2. Delays and disrupts CSS operations through probes. 3. Infiltrates CSS bases to conduct sabotage and terrorist activities. 4. Inflicts light casualties. 5. Destroys supplies and equipment.

**TASK:** Disrupt a Net Control Station (NCS) (5-OPFOR-0019)

**CONDITION:** The enemy has established a NCS. The opposing forces (OPFOR) element has radio and jamming equipment.

**STANDARD:** The OPFOR element attempts to disrupt an NCS. 1. Attempts to locate the radio frequency that the unit is operating on. 2. Attempts to enter the radio net. 3. Attempts to issue "bogus" orders to a unit on the net. 4. Jams the radio frequency and forces the unit to go to an alternate frequency.

**TASK:** Disrupt Construction of Vehicle Fighting Positions (5-OPFOR-0020)

**CONDITION:** The opposing forces (OPFOR) element has located the enemy. The priority intelligence requirements (PIR) and other intelligence obtained by OPFOR patrols indicate the enemy is constructing vehicle fighting positions within its defensive area. The OPFOR element has automatic and antiarmor weapons and light mortars.

**STANDARD:** The OPFOR element attempts to disrupt the enemy's efforts to establish vehicle fighting positions. 1. Locates the defensive area. 2. Surprises the main body. 3. Penetrates the defensive area with squad-size probes. 4. Inflicts casualties on the unit. 5. Destroys vehicles. 6. Disrupts the unit's preparations (prevents or delays beyond the unit's allotted time).

**TASK:** Conduct an Aerial Reconnaissance (5-OPFOR-0010)

**CONDITION:** The opposing forces (OPFOR) headquarters (HQ) element requires intelligence on the locations and identification of the enemy elements. Aircraft is dispatched to take photographs and make a visual inspection of the enemy rear area.

**STANDARD:** The OPFOR element gathers photograph intelligence of the enemy. 1. Photographs the assigned sectors. 2. Makes quick visual checks where the ceiling is low. 3. Locates enemy positions in the area, particularly support and storage bases, and command and control (C2) facilities. 4. Sustains no loss of aircraft. 5. Reports priority intelligence requirements (PIR) and other information requirements to the OPFOR HQ.

**TASK:** Disrupt an Engineer Reconnaissance (5-OPFOR-0022)

**CONDITION:** The enemy is conducting an engineer reconnaissance. The opposing forces (OPFOR) element is positioned along the enemy's route.

**STANDARD:** The OPFOR element disrupts an engineer reconnaissance. 1. Prevents the unit from meeting its specified time schedule. 2. Forces the unit to deviate from its specified route. 3. Prevents the unit from accomplishing its assigned engineer reconnaissance. 4. Surprises the unit conducting the reconnaissance.

**TASK:** Conduct an Attack (5-OPFOR-0008)

**CONDITION:** The enemy is conducting tactical operations. The opposing forces (OPFOR) element receives orders to attack the enemy, the area of occupation, or the main supply route (MSR) with smoke.

**STANDARD:** The OPFOR element disrupts the enemy's movement and smoke operations. 1. Determines the delivery method of the smoke attack. 2. Locates the target. 3. Delivers the smoke attack downwind. 4. Attacks the enemy with smoke, and surge attacks when the enemy responds to the smoke.

**TASK:** Disrupt Quartering Party Operations (5-OPFOR-0017)

**CONDITION:** The enemy is conducting quartering party operations. It has established an assembly area (AA) but has not moved in the main body.

**STANDARD:** The opposing forces (OPFOR) element attempts to disrupt quartering party operations and infiltrate the enemy's AA. 1. Locates the quartering party and the AA. 2. Surprises the main body. 3. Penetrates the AA with squad-size probes. 4. Inflicts personnel casualties and vehicle damage. 5. Disrupts the unit's preparations (prevents or delays beyond the unit's allotted time).

**TASK:** Disrupt Enemy Movement and Operations Using Tactical Nuclear Weapons (5-OPFOR-0016)

**CONDITION:** The opposing forces (OPFOR) element has located the enemy. Priority intelligence requirements (PIR) and other intelligence requirements have been obtained by OPFOR patrols. Tactical nuclear weapons are employed against key locations in the rear area.

**STANDARD:** The OPFOR element disrupts enemy movement and operations. 1. Disrupts or delays the movement of the enemy's equipment and supplies to the forward areas. 2. Destroys enemy equipment and supplies. 3. Inflicts a high rate of nuclear casualties among the enemy forces. 4. Denies the enemy the use of specified areas. 5. Contaminates the enemy's equipment and supplies.

**TASK:** Disrupt Enemy Movement and Operations Using Persistent and Nonpersistent Chemical Weapons (5-OPFOR-0015)

**CONDITION:** The opposing forces (OPFOR) element has located the enemy. Priority intelligence requirements (PIR) and other intelligence requirements have been obtained by OPFOR patrols. The OPFOR units deliver chemical agents, by means of conventional artillery weapons or aircraft, along selected supply routes and key bases in the rear area.

**STANDARD:** The OPFOR element disrupts enemy movement and operations using persistent and nonpersistent chemical weapons. 1. Delivers chemical agents in low and densely wooded areas. 2. Delays the movement of enemy supplies and equipment to the forward areas. 3. Restricts the movement of the enemy units in the rear area. 4. Channels the movement of enemy units into predesignated ambush areas. 5. Contaminates enemy supplies and equipment. 6. Inflicts a high rate of casualties on enemy forces.

**TASK:** Counter Passage of Lines (5-OPFOR-0012)

**CONDITION:** Enemy forces are in defensive positions, but they are expected to attempt passage-of-lines operations. The opposing forces (OPFOR) received orders to disrupt enemy passage-of-lines operations.

**STANDARD:** The OPFOR element delays or prevents enemy passage of lines. 1. Delays the passage. 2. Prevents the company from moving all personnel through the stationary unit. 3. Engages the main body of either the moving or the stationary unit.

**TASK:** Surrender to the Capturing Unit on the Battlefield (5-OPFOR-0024)

**CONDITION:** The enemy has captured opposing forces (OPFOR) element's soldiers, documents, and equipment sensitive to the OPFOR tactical operations.

**STANDARD:** The OPFOR soldiers retain or destroy documents and equipment. The OPFOR element surrenders the documents and the equipment of no tactical use to the enemy and attempts to conceal or destroy items of tactical value. The OPFOR element attempts escape and evasion. 1. Prevents the successful capture of the documents and the equipment. 2. Destroys the documents and the equipment. 3. Removes identifying markings from the equipment. 4. Removes unit-identifying insignia. 5. Provides misleading information. 6. Plans an escape. 7. Delays movement to the nearest collection point. 8. Prevents safeguarding of the enemy prisoners of war (EPWs) in order to cause embarrassment to the United States (US).

**TASK:** Conduct Air Attacks (5-OPFOR-0002)

**CONDITION:** The opposing forces (OPFOR) element in the rear area has forwarded the positions of the enemy support sites or the locations of moving elements. The OPFOR aircraft have been dispatched to attack enemy installations or convoys.



**STANDARD:** The OPFOR element attempts to delay, disrupt, or damage the enemy targets by air. 1. Locates the target (support sites or convoys). 2. Makes attack runs on the designated targets. 3. Inflicts heavy damage to the selected target. 4. Sustains no loss of aircraft. 5. Delays moving the force for more than one hour.

**TASK:** Conduct a Raid (5-OPFOR-0004)

**CONDITION:** The opposing forces (OPFOR) element has occupied an objective rally point and has orders to conduct a raid on a combat service support (CSS) base.

**STANDARD:** The OPFOR element infiltrates the enemy's base and destroys all of the targets. 1. Surprises the enemy forces. 2. Assaults the support base and accomplishes the assigned tasks. 3. Destroys the specified equipment and supplies. 4. Avoids being decisively engaged. 5. Withdraws all personnel from the objective areas within the time prescribed. 6. Obtains all priority intelligence requirements (PIR) from the raid site. 7. Sustains only light casualties from enemy fire.

**TASK:** Attack (5-OPFOR-0001)

**CONDITION:** The opposing forces (OPFOR) element has located the enemy. The priority intelligence requirements (PIR) and the other intelligence requirements have been obtained by OPFOR patrols. The OPFOR element has automatic and antiarmor weapons and light mortars.

**STANDARD:** The OPFOR element attempts to seize the terrain, the vehicles, or the equipment. 1. Develops an attack plan. 2. Surprises the enemy unit's main body. 3. Initiates the attack using a scheme of maneuver that exploits the enemy's flanks, gaps, and weaknesses. 4. Uses covered and concealed routes to approach the enemy forces' flanks, gaps, or weakly held areas. 5. Employs indirect fire to support the attack. 6. Penetrates enemy defenses. 7. Destroys the equipment and the supplies. 8. Inflicts heavy casualties. 9. Isolates the combat service support (CSS) base by blocking the reinforcements. 10. Forces the enemy units to displace. 11. Avoids being fixed in one position. 12. Withdraws before the CSS base is reinforced with tactical combat forces.

**TASK:** Defend a Minefield (5-OPFOR-0023)

**CONDITION:** The enemy is conducting a minefield sweeping operation. The opposing forces (OPFOR) element has a minefield placed in the enemy's path. The minefield is under constant observation and fire.

**STANDARD:** The OPFOR element defends a minefield against an enemy element conducting a minefield sweeping operation. 1. Prevents the unit from detecting the obstacle. 2. Disrupts the minefield sweeping operation. 3. Prevents the unit from conducting the minefield sweeping operation, prevents the unit from moving all personnel through the breach, or delays the completion of the minefield sweeping operation for more than 45 minutes.

**TASK:** Maintain Contact (5-OPFOR-0003)

**CONDITION:** The opposing forces (OPFOR) element is engaged with enemy base-defense forces. The enemy forces are withdrawing under pressure.

**STANDARD:** The OPFOR element maintains enemy contact while the enemy withdraws. 1. Engages the enemy forces decisively. 2. Advances the OPFOR as the enemy forces withdraw. 3. Inflicts heavy casualties. 4. Captures the members of the enemy force. 5. Captures documents and equipment. 6. Safeguards the captured documents, the equipment, and the personnel.

**TASK:** Conduct an Ambush (5-OPFOR-0007)

**CONDITION:** The enemy is moving in a convoy. The opposing forces (OPFOR) element is positioned along the enemy's route.

**STANDARD:** The OPFOR element inflicts casualties on the enemy and causes vehicle and equipment damage. 1. Prepares an ambush site before the element arrives. 2. Surprises march element forces. 3. Inflicts heavy casualties within the designated kill zone. 4. Inflicts heavy damage to the vehicles and the equipment within the designated kill zone. 5. Delays the march element from reaching a specified destination for a specified period of time. 6. Withdraws on order. 7. Sustains no casualties. 8. Reports actions to superiors.

- ELEMENTS:** Section  
 Command Section  
 Company Headquarters  
 S1 Section  
 S2 Section  
 S3 Section  
 S4 Section  
 Communication Section  
 Treatment Team  
 Ambulance Team  
 Combat Medical Section  
 Unit Ministry Team  
 Equipment Platoon Headquarters  
 Construction Equipment Section  
 Asphalt and Concrete Section  
 Dump Truck Section  
 Maintenance Platoon Headquarters  
 Direct Support Maintenance Section  
 Direct Support Maintenance Supply Section  
 Company Maintenance Section  
 Company

**TASK:** Respond to the Initial Effects of a Nuclear Attack (03-3-C223.05-T01A)  
 (FM 3-4) (FM 3-100) (FM 3-11)  
 (FM 3-3)

**ITERATION:** 1 2 3 4 5 (Circle)  
**COMMANDER/LEADER ASSESSMENT:** T P U (Circle)

**CONDITIONS:** Soldiers observe a brilliant flash of light and/or a mushroom-shaped cloud. This task should not be trained in MOPP4.

**TASK STANDARDS:** The unit takes action to minimize exposure to the initial effects of a nuclear detonation in its area and continues its mission.

TASK STEPS AND PERFORMANCE MEASURES	GO	NO-GO
1. Soldiers take immediate protective actions in response to a nuclear attack. <ul style="list-style-type: none"> <li>a. Without warning, soldiers--                             <ul style="list-style-type: none"> <li>(1) Closed their eyes immediately.</li> <li>(2) Dropped to the ground in a prone position, with their head toward the blast, if possible (if in the hatch of an armored vehicle, immediately dropped down inside the vehicle).</li> <li>(3) Kept their heads and their faces down and helmets on.</li> <li>(4) Remained in a prone position until the blast wave passed and all debris stopped falling.</li> </ul> </li> <li>b. With warning, soldiers--                             <ul style="list-style-type: none"> <li>(1) Identified the best available shelter, such as fighting positions or inside shelters.</li> <li>(2) Moved to the shelter.</li> <li>(3) Took actions to protect themselves from the blast and radiation.</li> <li>(4) Kept clothing loosely fitted and their headgear on at all times.</li> <li>(5) Protected their eyes and minimized exposed skin areas.</li> </ul> </li> </ul>		

TASK STEPS AND PERFORMANCE MEASURES	GO	NO-GO
<p>* 2. Leaders reorganize the unit.</p> <ul style="list-style-type: none"> <li>a. Reestablished the chain of command.</li> <li>b. Reestablished communications.</li> <li>c. Submitted a nuclear, biological, and chemical (NBC) 1 report to the higher headquarters (HQ).</li> <li>d. Treated casualties.</li> <li>e. Reported casualties.</li> <li>f. Evacuated casualties.</li> <li>g. Evaluated facilities for protection from residual radiation.</li> <li>h. Implemented continuous monitoring.</li> <li>i. Submitted a damage assessment to higher HQ.</li> <li>j. Initiated an area damage control plan as required.</li> <li>k. Extinguished all fires.</li> </ul> <p>* 3. Leaders ensure that weapon systems are operational.</p> <p>4. Soldiers right overturned vehicles.</p> <ul style="list-style-type: none"> <li>a. Checked for loss of coolant, fuel, and battery fluids.</li> <li>b. Performed operator's maintenance to restore moderately damaged vehicles to combat use.</li> </ul> <p>5. Soldiers improve cover, if applicable.</p> <ul style="list-style-type: none"> <li>a. Chose dense covering material.</li> <li>b. Covered in depth.</li> <li>c. Provided strong support.</li> <li>d. Covered as much of the opening as practical.</li> </ul>		

TASK PERFORMANCE / EVALUATION SUMMARY BLOCK							
ITERATION	1	2	3	4	5		TOTAL
TOTAL TASK STEPS EVALUATED							
TOTAL TASK STEPS "GO"							
TRAINING STATUS "GO"/"NO-GO"							

“\*” indicates a leader task step.

**SUPPORTING INDIVIDUAL TASKS**

Task Number	Task Title	References
031-503-1018	React to a Nuclear Hazard	STP 21-1-SMCT
031-503-3005	Prepare and Submit NBC 1 Reports	STP 21-24-SMCT
031-503-3006	Supervise Radiation Monitoring	STP 21-24-SMCT
031-503-4003	Control Unit Radiation Exposure	STP 21-24-SMCT
081-831-1005	Prevent Shock	STP 21-1-SMCT
081-831-1007	Give First Aid for Burns	STP 21-1-SMCT
081-831-1016	Put on a Field or Pressure Dressing	STP 21-1-SMCT
081-831-1017	Put on a Tourniquet	STP 21-1-SMCT
081-831-1025	Apply a Dressing to an Open Abdominal Wound	STP 21-1-SMCT
081-831-1033	Apply a Dressing to an Open Head Wound	STP 21-1-SMCT
081-831-1034	Splint a Suspected Fracture	STP 21-1-SMCT

**SUPPORTING COLLECTIVE TASKS: NONE****OPFOR TASKS AND STANDARDS**

**TASK:** Disrupt Defensive Preparations (5-OPFOR-0018)

**CONDITION:** The opposing forces (OPFOR) element has located the enemy. Priority intelligence requirements (PIR) and other intelligence requirements obtained by OPFOR patrols indicate that the enemy elements are establishing defensive positions. The OPFOR element has automatic and antiarmor weapons and light mortars.

**STANDARD:** The OPFOR element disrupts and delays the enemy's defensive preparations. 1. Locates and penetrates the enemy's security system. 2. Forces the enemy to delay defensive preparations. 3. Disrupts the enemy's obstacle preparations.

**TASK:** Disrupt Movement (5-OPFOR-0014)

**CONDITION:** The enemy is expected to move through the opposing forces (OPFOR) element's area of operations. The OPFOR element has received an operation order (OPORD) or fragmentary order (FRAGO) to disrupt enemy movement. The enemy has the capability to defend with direct fire and antiarmor weapons.

**STANDARD:** The OPFOR element delays enemy movement. 1. Delays the element. 2. Forces the element to deviate from its route. 3. Prevents the element from reaching its destination. 4. Surprises the element's main body.

**TASK:** Defeat Obstacles (5-OPFOR-0009)

**CONDITION:** The opposing forces (OPFOR) element encounters an obstacle that blocks the avenue of approach as it advances upon the enemy forces.

**STANDARD:** The OPFOR element bypasses or breaches the enemy obstacle. 1. Detects the obstacle before halting its main body. 2. Defeats the obstacle. a. Bypasses the obstacle without entering the engagement areas. b. Breaches the obstacle within 45 minutes and passes its entire force through the obstacle. 3. Does not incur degradation to the point that the mission must be discontinued.

**TASK:** Disrupt a Route Reconnaissance (5-OPFOR-0021)

**CONDITION:** The enemy is conducting a route reconnaissance. The opposing forces (OPFOR) element is positioned along the enemy's route.

**STANDARD:** The OPFOR element attempts to disrupt a squad/section conducting a route reconnaissance. 1. Prevents the unit from meeting its specified time schedule. 2. Forces the unit to deviate from its specified route. 3. Prevents the unit from reaching its assigned destination. 4. Surprises the squad/section. 5. Inflicts casualties on the unit.

**TASK:** Conduct Terrorist and Saboteur Attacks (5-OPFOR-0005)

**CONDITION:** The opposing forces (OPFOR) element dispatches small teams into the enemy's rear area to disrupt combat service support (CSS) operations.

**STANDARD:** The enemy sustains disrupted command and control (C2), destroyed equipment and supplies, and light casualties. 1. Locates rear support bases and C2 facilities. 2. Delays and disrupts CSS operations through probes. 3. Infiltrates CSS bases to conduct sabotage and terrorist activities. 4. Inflicts light casualties. 5. Destroys supplies and equipment.

**TASK:** Disrupt a Net Control Station (NCS) (5-OPFOR-0019)

**CONDITION:** The enemy has established a NCS. The opposing forces (OPFOR) element has radio and jamming equipment.

**STANDARD:** The OPFOR element attempts to disrupt an NCS. 1. Attempts to locate the radio frequency that the unit is operating on. 2. Attempts to enter the radio net. 3. Attempts to issue "bogus" orders to a unit on the net. 4. Jams the radio frequency and forces the unit to go to an alternate frequency.

**TASK:** Disrupt Construction of Vehicle Fighting Positions (5-OPFOR-0020)

**CONDITION:** The opposing forces (OPFOR) element has located the enemy. The priority intelligence requirements (PIR) and other intelligence obtained by OPFOR patrols indicate the enemy is constructing vehicle fighting positions within its defensive area. The OPFOR element has automatic and antiarmor weapons and light mortars.

**STANDARD:** The OPFOR element attempts to disrupt the enemy's efforts to establish vehicle fighting positions. 1. Locates the defensive area. 2. Surprises the main body. 3. Penetrates the defensive area with squad-size probes. 4. Inflicts casualties on the unit. 5. Destroys vehicles. 6. Disrupts the unit's preparations (prevents or delays beyond the unit's allotted time).

**TASK:** Conduct an Aerial Reconnaissance (5-OPFOR-0010)

**CONDITION:** The opposing forces (OPFOR) headquarters (HQ) element requires intelligence on the locations and identification of the enemy elements. Aircraft is dispatched to take photographs and make a visual inspection of the enemy rear area.

**STANDARD:** The OPFOR element gathers photograph intelligence of the enemy. 1. Photographs the assigned sectors. 2. Makes quick visual checks where the ceiling is low. 3. Locates enemy positions in the area, particularly support and storage bases, and command and control (C2) facilities. 4. Sustains no loss of aircraft. 5. Reports priority intelligence requirements (PIR) and other information requirements to the OPFOR HQ.

**TASK:** Disrupt an Engineer Reconnaissance (5-OPFOR-0022)

**CONDITION:** The enemy is conducting an engineer reconnaissance. The opposing forces (OPFOR) element is positioned along the enemy's route.

**STANDARD:** The OPFOR element disrupts an engineer reconnaissance. 1. Prevents the unit from meeting its specified time schedule. 2. Forces the unit to deviate from its specified route. 3. Prevents the unit from accomplishing its assigned engineer reconnaissance. 4. Surprises the unit conducting the reconnaissance.

**TASK:** Conduct an Attack (5-OPFOR-0008)

**CONDITION:** The enemy is conducting tactical operations. The opposing forces (OPFOR) element receives orders to attack the enemy, the area of occupation, or the main supply route (MSR) with smoke.

**STANDARD:** The OPFOR element disrupts the enemy's movement and smoke operations. 1. Determines the delivery method of the smoke attack. 2. Locates the target. 3. Delivers the smoke attack downwind. 4. Attacks the enemy with smoke, and surge attacks when the enemy responds to the smoke.

**TASK:** Disrupt Quarters Party Operations (5-OPFOR-0017)

**CONDITION:** The enemy is conducting quarters party operations. It has established an assembly area (AA) but has not moved in the main body.

**STANDARD:** The opposing forces (OPFOR) element attempts to disrupt quarters party operations and infiltrate the enemy's AA. 1. Locates the quarters party and the AA. 2. Surprises the main body. 3. Penetrates the AA with squad-size probes. 4. Inflicts personnel casualties and vehicle damage. 5. Disrupts the unit's preparations (prevents or delays beyond the unit's allotted time).

**TASK:** Disrupt Enemy Movement and Operations Using Tactical Nuclear Weapons (5-OPFOR-0016)

**CONDITION:** The opposing forces (OPFOR) element has located the enemy. Priority intelligence requirements (PIR) and other intelligence requirements have been obtained by OPFOR patrols. Tactical nuclear weapons are employed against key locations in the rear area.

**STANDARD:** The OPFOR element disrupts enemy movement and operations. 1. Disrupts or delays the movement of the enemy's equipment and supplies to the forward areas. 2. Destroys enemy equipment and supplies. 3. Inflicts a high rate of nuclear casualties among the enemy forces. 4. Denies the enemy the use of specified areas. 5. Contaminates the enemy's equipment and supplies.

**TASK:** Disrupt Assembly Area (AA) Activities (5-OPFOR-0013)

**CONDITION:** Intelligence reports indicate that platoon- and company-size enemy units are operating in the opposing forces (OPFOR) area of operations. Enemy units can defend from AAs with direct fire, antiarmor weapons, and indirect fire. The enemy has close air support (CAS) and nuclear, biological, and chemical (NBC) capabilities.

**STANDARD:** The OPFOR element locates and disrupts the enemy's AA activities. 1. Locates the element's AA. 2. Probes the AA with squad- or team-size elements. 3. Inflicts more than 5 percent casualties on the element. 4. Disrupts the element's preparations (prevents or delays beyond the element's allotted time).

**TASK:** Disrupt Enemy Movement and Operations Using Persistent and Nonpersistent Chemical Weapons (5-OPFOR-0015)

**CONDITION:** The opposing forces (OPFOR) element has located the enemy. Priority intelligence requirements (PIR) and other intelligence requirements have been obtained by OPFOR patrols. The OPFOR units deliver chemical agents, by means of conventional artillery weapons or aircraft, along selected supply routes and key bases in the rear area.

**STANDARD:** The OPFOR element disrupts enemy movement and operations using persistent and nonpersistent chemical weapons. 1. Delivers chemical agents in low and densely wooded areas. 2. Delays the movement of enemy supplies and equipment to the forward areas. 3. Restricts the movement of the enemy units in the rear area. 4. Channels the movement of enemy units into predesignated ambush areas. 5. Contaminates enemy supplies and equipment. 6. Inflicts a high rate of casualties on enemy forces.

**TASK:** Counter Passage of Lines (5-OPFOR-0012)

**CONDITION:** Enemy forces are in defensive positions, but they are expected to attempt passage-of-lines operations. The opposing forces (OPFOR) received orders to disrupt enemy passage-of-lines operations.

**STANDARD:** The OPFOR element delays or prevents enemy passage of lines. 1. Delays the passage. 2. Prevents the company from moving all personnel through the stationary unit. 3. Engages the main body of either the moving or the stationary unit.

**TASK:** Conduct Air Attacks (5-OPFOR-0002)

**CONDITION:** The opposing forces (OPFOR) element in the rear area has forwarded the positions of the enemy support sites or the locations of moving elements. The OPFOR aircraft have been dispatched to attack enemy installations or convoys.

**STANDARD:** The OPFOR element attempts to delay, disrupt, or damage the enemy targets by air. 1. Locates the target (support sites or convoys). 2. Makes attack runs on the designated targets. 3. Inflicts heavy damage to the selected target. 4. Sustains no loss of aircraft. 5. Delays moving the force for more than one hour.

**TASK:** Surrender to the Capturing Unit on the Battlefield (5-OPFOR-0024)

**CONDITION:** The enemy has captured opposing forces (OPFOR) element's soldiers, documents, and equipment sensitive to the OPFOR tactical operations.

**STANDARD:** The OPFOR soldiers retain or destroy documents and equipment. The OPFOR element surrenders the documents and the equipment of no tactical use to the enemy and attempts to conceal or destroy items of tactical value. The OPFOR element attempts escape and evasion. 1. Prevents the successful capture of the documents and the equipment. 2. Destroys the documents and the equipment. 3. Removes identifying markings from the equipment. 4. Removes unit-identifying insignia. 5. Provides misleading information. 6. Plans an escape. 7. Delays movement to the nearest collection point. 8. Prevents safeguarding of the enemy prisoners of war (EPWs) in order to cause embarrassment to the United States (US).

**TASK:** Conduct a Raid (5-OPFOR-0004)

**CONDITION:** The opposing forces (OPFOR) element has occupied an objective rally point and has orders to conduct a raid on a combat service support (CSS) base.

**STANDARD:** The OPFOR element infiltrates the enemy's base and destroys all of the targets. 1. Surprises the enemy forces. 2. Assaults the support base and accomplishes the assigned tasks. 3. Destroys the specified equipment and supplies. 4. Avoids being decisively engaged. 5. Withdraws all personnel from the objective areas within the time prescribed. 6. Obtains all priority intelligence requirements (PIR) from the raid site. 7. Sustains only light casualties from enemy fire.

**TASK:** Attack (5-OPFOR-0001)

**CONDITION:** The opposing forces (OPFOR) element has located the enemy. The priority intelligence requirements (PIR) and the other intelligence requirements have been obtained by OPFOR patrols. The OPFOR element has automatic and antiarmor weapons and light mortars.



**STANDARD:** The OPFOR element attempts to seize the terrain, the vehicles, or the equipment. 1. Develops an attack plan. 2. Surprises the enemy unit's main body. 3. Initiates the attack using a scheme of maneuver that exploits the enemy's flanks, gaps, and weaknesses. 4. Uses covered and concealed routes to approach the enemy forces' flanks, gaps, or weakly held areas. 5. Employs indirect fire to support the attack. 6. Penetrates enemy defenses. 7. Destroys the equipment and the supplies. 8. Inflicts heavy casualties. 9. Isolates the combat service support (CSS) base by blocking the reinforcements. 10. Forces the enemy units to displace. 11. Avoids being fixed in one position. 12. Withdraws before the CSS base is reinforced with tactical combat forces.

**TASK:** Defend a Minefield (5-OPFOR-0023)

**CONDITION:** The enemy is conducting a minefield sweeping operation. The opposing forces (OPFOR) element has a minefield placed in the enemy's path. The minefield is under constant observation and fire.

**STANDARD:** The OPFOR element defends a minefield against an enemy element conducting a minefield sweeping operation. 1. Prevents the unit from detecting the obstacle. 2. Disrupts the minefield sweeping operation. 3. Prevents the unit from conducting the minefield sweeping operation, prevents the unit from moving all personnel through the breach, or delays the completion of the minefield sweeping operation for more than 45 minutes.

**TASK:** Maintain Contact (5-OPFOR-0003)

**CONDITION:** The opposing forces (OPFOR) element is engaged with enemy base-defense forces. The enemy forces are withdrawing under pressure.

**STANDARD:** The OPFOR element maintains enemy contact while the enemy withdraws. 1. Engages the enemy forces decisively. 2. Advances the OPFOR as the enemy forces withdraw. 3. Inflicts heavy casualties. 4. Captures the members of the enemy force. 5. Captures documents and equipment. 6. Safeguards the captured documents, the equipment, and the personnel.

**TASK:** Conduct an Ambush (5-OPFOR-0007)

**CONDITION:** The enemy is moving in a convoy. The opposing forces (OPFOR) element is positioned along the enemy's route.

**STANDARD:** The OPFOR element inflicts casualties on the enemy and causes vehicle and equipment damage. 1. Prepares an ambush site before the element arrives. 2. Surprises march element forces. 3. Inflicts heavy casualties within the designated kill zone. 4. Inflicts heavy damage to the vehicles and the equipment within the designated kill zone. 5. Delays the march element from reaching a specified destination for a specified period of time. 6. Withdraws on order. 7. Sustains no casualties. 8. Reports actions to superiors.

- ELEMENTS:** Section  
 Command Section  
 Company Headquarters  
 S1 Section  
 S2 Section  
 S3 Section  
 S4 Section  
 Communication Section  
 Treatment Team  
 Ambulance Team  
 Combat Medical Section  
 Unit Ministry Team  
 Equipment Platoon Headquarters  
 Construction Equipment Section  
 Asphalt and Concrete Section  
 Dump Truck Section  
 Maintenance Platoon Headquarters  
 Direct Support Maintenance Section  
 Direct Support Maintenance Supply Section  
 Company Maintenance Section  
 Company

**TASK:** Conduct Operational Decontamination (03-3-C224.05-T01A)  
 (FM 3-5) (FM 3-100) (FM 3-11)

**ITERATION:** 1M 2M 3M 4M 5M (Circle)

**COMMANDER/LEADER ASSESSMENT:** T P U (Circle)

**CONDITIONS:** The unit is operating in a contaminated environment and/or is contaminated. Performance degradation from mission-oriented protection posture (MOPP) 4 is increasing, and protective gear is in danger of penetration by contamination. Time and the tactical situation permit the unit to conduct operational decontamination. Replacement protective gear is available for each soldier. For a nonsupported decontamination, unit decontamination equipment and supplies are available and operational. For a supported decontamination, a decontamination unit is available, operational, and tasked to provide decontamination support. This task is always performed in MOPP4.

**TASK STANDARDS:** The unit decontaminates its individual gear and conducts MOPP gear exchange (using the buddy system) without sustaining additional casualties from nuclear, biological, and chemical (NBC) contamination. The unit limits the contamination transfer hazard by removing gross chemical contamination on equipment and minimizes contamination on soldiers according to Field Manual (FM) 3-5. The unit reduces radiological contamination to negligible risk levels according to FM 3-5 and reduces chemical and biological contamination to accelerate the weathering process and eventually provide temporary relief from MOPP 4.

TASK STEPS AND PERFORMANCE MEASURES	GO	NO-GO
* 1. The contaminated element leader determines the extent of contamination and establishes decontamination priorities. <ul style="list-style-type: none"> <li>a. Received input from his staff and subordinate leaders.</li> <li>b. Established decontamination priorities.</li> </ul> 2. The contaminated unit submits a request for decontamination to higher headquarters (HQ). The request should include, as a minimum, the-- <ul style="list-style-type: none"> <li>a. Contaminated element's designation.</li> </ul>		

TASK STEPS AND PERFORMANCE MEASURES	GO	NO-GO
<ul style="list-style-type: none"> <li>b. Contaminated element's location.</li> <li>c. Contaminated element's frequency and call sign.</li> <li>d. Time that the element became contaminated.</li> <li>e. Number of vehicles and equipment, by type, that were contaminated.</li> <li>f. Type of contamination.</li> <li>g. Special requirements (such as a patient decontamination station, recovery assets, and a unit decontamination team).</li> </ul> <p>* 3. The contaminated unit coordinates with higher HQ.</p> <ul style="list-style-type: none"> <li>a. Obtained permission to conduct decontamination and obtain necessary support.</li> <li>b. Selected a linkup point to meet supporting elements (a company supply section, a company or battalion power-driven decontamination equipment [PDDE] crew, or a decontamination squad or platoon).</li> <li>c. Coordinated with supporting elements.</li> <li>d. Requested replacement MOPP gear.</li> <li>e. Coordinated with supporting units to determine if they would also conduct a MOPP gear exchange.</li> </ul> <p>* 4. The contaminated unit leader and NBC specialist select a site to conduct the operation, ensuring that the site selected provides--</p> <ul style="list-style-type: none"> <li>a. Adequate overhead concealment.</li> <li>b. Good drainage.</li> <li>c. Easy access and exit (but off the main routes).</li> <li>d. Proximity to a water source large enough to support vehicle wash down.</li> <li>e. An area large enough to accommodate units involved in the operational decontamination (100 square meters for both the vehicle wash-down site and the MOPP gear exchange site).</li> </ul> <p>5. The contaminated unit coordinates for operational decontamination support (a company or battalion PDDE crew or a decontamination unit).</p> <ul style="list-style-type: none"> <li>a. Requested operational decontamination support.</li> <li>b. Notified higher HQ of the area for the operational decontamination.</li> <li>c. Established communications with the decontamination unit.</li> <li>d. Ensured that the decontamination unit knew the locations of the linkup and the selected decontamination sites.</li> </ul> <p>6. The contaminated unit and supporting units move to the decontamination site.</p> <ul style="list-style-type: none"> <li>a. Met at the linkup point as coordinated.</li> <li>b. The contaminated unit provided security at both the linkup point and the decontamination site.</li> </ul> <p>7. The elements prepare for operational decontamination.</p> <ul style="list-style-type: none"> <li>a. Set up the decontamination site. <ul style="list-style-type: none"> <li>(1) The supporting decontamination element crew set up the vehicle wash-down site.</li> <li>(2) The contaminated unit set up the MOPP gear exchange site not less than 50 meters upwind of the vehicle wash-down site.</li> <li>(3) The remainder of the element prepared its equipment for decontamination.</li> </ul> </li> <li>b. Conducted preparatory actions in the predecontamination area. <ul style="list-style-type: none"> <li>(1) Vehicle crews (except for the operators) dismounted unless they had an operational overpressure system and an uncontaminated interior.</li> <li>(2) Dismounted crews removed mud and camouflage from the vehicles.</li> </ul> </li> </ul>		
<p>NOTE: The contaminated element provides personnel to do this when the crews do not dismount.</p>		

TASK STEPS AND PERFORMANCE MEASURES	GO	NO-GO
<p>(3) Separated vehicles and dismounted crews.</p> <p>(a) Ensured that vehicle operators were briefed (included the use of overhead cover and concealment and the proper intervals).</p> <p>(b) Ensured that vehicles were buttoned up; for example, all doors, hatches, and other openings were closed or covered.</p> <p>(4) Moved vehicles (with operators) to the vehicle wash-down site.</p> <p>(5) Moved dismounted crews and all other soldiers in the contaminated unit to the MOPP gear exchange site.</p> <p>* 8. The noncommissioned officer in charge (NCOIC) of the decontamination unit supervises the operation of the vehicle wash-down site, ensuring that vehicle operators--</p> <p>a. Maintained the proper interval between vehicles while processing through the wash-down station.</p> <p>b. Washed vehicles properly.</p> <p>(1) Started at the top and worked down.</p> <p>(2) Sprayed hot, soapy water for 2 to 3 minutes per vehicle.</p> <p>(3) Monitored water consumption.</p> <p>c. Moved to the assembly area (AA) after the vehicle's wash down.</p> <p>d. Moved to the MOPP gear exchange site and conducted MOPP gear exchange.</p> <p>9. The contaminated unit conducts MOPP gear exchange.</p> <p>a. Prepared the equipment decontamination station (with supertropical bleach [STB] dry mix).</p> <p>b. Briefed MOPP gear exchange participants on procedures to be followed.</p> <p>c. Placed the decontaminated individual equipment on a clean surface (such as plastic, a poncho, or similar material).</p> <p>d. Exchanged the MOPP gear using the buddy system.</p> <p>e. Moved soldiers to the AA after completing the MOPP gear exchange.</p> <p>NOTES:</p> <p>1. Ensure that the supporting units have the opportunity to use the MOPP gear exchange site before proceeding.</p> <p>2. The supporting decontamination unit cleans and marks the site and reports the area of contamination (using an NBC 4 report) to higher HQ.</p> <p>*10. Unit leaders account for all personnel and equipment after completing the operational decontamination.</p> <p>*11. The contaminated unit leader reports to higher HQ.</p> <p>a. Reported the completion and location of the vehicle wash-down and MOPP gear exchange decontamination sites.</p> <p>b. Requested permission to perform unmasking procedures if, through testing, no hazards were detected.</p> <p>c. Determined the adequacy of decontamination and adjusted the MOPP level as required (after obtaining approval from higher HQ).</p> <p>12. The contaminated unit continues the mission.</p>		

TASK PERFORMANCE / EVALUATION SUMMARY BLOCK							
ITERATION	1M	2M	3M	4M	5M		TOTAL
TOTAL TASK STEPS EVALUATED							
TOTAL TASK STEPS "GO"							
TRAINING STATUS "GO"/"NO-GO"							

"\*\*" indicates a leader task step.

#### SUPPORTING INDIVIDUAL TASKS

Task Number	Task Title	References
031-503-1023	Protect Yourself From NBC Injury/Contamination When Changing Mission-Oriented Protective Posture (MOPP) Gear	STP 21-1-SMCT
031-503-3006	Supervise Radiation Monitoring	STP 21-24-SMCT

#### SUPPORTING COLLECTIVE TASKS: NONE

#### OPFOR TASKS AND STANDARDS

**TASK:** Disrupt Defensive Preparations (5-OPFOR-0018)

**CONDITION:** The opposing forces (OPFOR) element has located the enemy. Priority intelligence requirements (PIR) and other intelligence requirements obtained by OPFOR patrols indicate that the enemy elements are establishing defensive positions. The OPFOR element has automatic and antiarmor weapons and light mortars.

**STANDARD:** The OPFOR element disrupts and delays the enemy's defensive preparations. 1. Locates and penetrates the enemy's security system. 2. Forces the enemy to delay defensive preparations. 3. Disrupts the enemy's obstacle preparations.

**TASK:** Disrupt Movement (5-OPFOR-0014)

**CONDITION:** The enemy is expected to move through the opposing forces (OPFOR) element's area of operations. The OPFOR element has received an operation order (OPORD) or fragmentary order (FRAGO) to disrupt enemy movement. The enemy has the capability to defend with direct fire and antiarmor weapons.

**STANDARD:** The OPFOR element delays enemy movement. 1. Delays the element. 2. Forces the element to deviate from its route. 3. Prevents the element from reaching its destination. 4. Surprises the element's main body.

**TASK:** Defeat Obstacles (5-OPFOR-0009)

**CONDITION:** The opposing forces (OPFOR) element encounters an obstacle that blocks the avenue of approach as it advances upon the enemy forces.

**STANDARD:** The OPFOR element bypasses or breaches the enemy obstacle. 1. Detects the obstacle before halting its main body. 2. Defeats the obstacle. a. Bypasses the obstacle without entering the engagement areas. b. Breaches the obstacle within 45 minutes and passes its entire force through the obstacle. 3. Does not incur degradation to the point that the mission must be discontinued.

**TASK:** Disrupt a Route Reconnaissance (5-OPFOR-0021)

**CONDITION:** The enemy is conducting a route reconnaissance. The opposing forces (OPFOR) element is positioned along the enemy's route.

**STANDARD:** The OPFOR element attempts to disrupt a squad/section conducting a route reconnaissance. 1. Prevents the unit from meeting its specified time schedule. 2. Forces the unit to deviate from its specified route. 3. Prevents the unit from reaching its assigned destination. 4. Surprises the squad/section. 5. Inflicts casualties on the unit.

**TASK:** Conduct Terrorist and Saboteur Attacks (5-OPFOR-0005)

**CONDITION:** The opposing forces (OPFOR) element dispatches small teams into the enemy's rear area to disrupt combat service support (CSS) operations.

**STANDARD:** The enemy sustains disrupted command and control (C2), destroyed equipment and supplies, and light casualties. 1. Locates rear support bases and C2 facilities. 2. Delays and disrupts CSS operations through probes. 3. Infiltrates CSS bases to conduct sabotage and terrorist activities. 4. Inflicts light casualties. 5. Destroys supplies and equipment.

**TASK:** Disrupt a Net Control Station (NCS) (5-OPFOR-0019)

**CONDITION:** The enemy has established a NCS. The opposing forces (OPFOR) element has radio and jamming equipment.

**STANDARD:** The OPFOR element attempts to disrupt an NCS. 1. Attempts to locate the radio frequency that the unit is operating on. 2. Attempts to enter the radio net. 3. Attempts to issue "bogus" orders to a unit on the net. 4. Jams the radio frequency and forces the unit to go to an alternate frequency.

**TASK:** Disrupt Construction of Vehicle Fighting Positions (5-OPFOR-0020)

**CONDITION:** The opposing forces (OPFOR) element has located the enemy. The priority intelligence requirements (PIR) and other intelligence obtained by OPFOR patrols indicate the enemy is constructing vehicle fighting positions within its defensive area. The OPFOR element has automatic and antiarmor weapons and light mortars.

**STANDARD:** The OPFOR element attempts to disrupt the enemy's efforts to establish vehicle fighting positions. 1. Locates the defensive area. 2. Surprises the main body. 3. Penetrates the defensive area with squad-size probes. 4. Inflicts casualties on the unit. 5. Destroys vehicles. 6. Disrupts the unit's preparations (prevents or delays beyond the unit's allotted time).

**TASK:** Conduct an Aerial Reconnaissance (5-OPFOR-0010)

**CONDITION:** The opposing forces (OPFOR) headquarters (HQ) element requires intelligence on the locations and identification of the enemy elements. Aircraft is dispatched to take photographs and make a visual inspection of the enemy rear area.

**STANDARD:** The OPFOR element gathers photograph intelligence of the enemy. 1. Photographs the assigned sectors. 2. Makes quick visual checks where the ceiling is low. 3. Locates enemy positions in the area, particularly support and storage bases, and command and control (C2) facilities. 4. Sustains no loss of aircraft. 5. Reports priority intelligence requirements (PIR) and other information requirements to the OPFOR HQ.

**TASK:** Disrupt an Engineer Reconnaissance (5-OPFOR-0022)

**CONDITION:** The enemy is conducting an engineer reconnaissance. The opposing forces (OPFOR) element is positioned along the enemy's route.

**STANDARD:** The OPFOR element disrupts an engineer reconnaissance. 1. Prevents the unit from meeting its specified time schedule. 2. Forces the unit to deviate from its specified route. 3. Prevents the unit from accomplishing its assigned engineer reconnaissance. 4. Surprises the unit conducting the reconnaissance.

**TASK:** Conduct an Attack (5-OPFOR-0008)

**CONDITION:** The enemy is conducting tactical operations. The opposing forces (OPFOR) element receives orders to attack the enemy, the area of occupation, or the main supply route (MSR) with smoke.

**STANDARD:** The OPFOR element disrupts the enemy's movement and smoke operations. 1. Determines the delivery method of the smoke attack. 2. Locates the target. 3. Delivers the smoke attack downwind. 4. Attacks the enemy with smoke, and surge attacks when the enemy responds to the smoke.

**TASK:** Disrupt Quartering Party Operations (5-OPFOR-0017)

**CONDITION:** The enemy is conducting quartering party operations. It has established an assembly area (AA) but has not moved in the main body.

**STANDARD:** The opposing forces (OPFOR) element attempts to disrupt quartering party operations and infiltrate the enemy's AA. 1. Locates the quartering party and the AA. 2. Surprises the main body. 3. Penetrates the AA with squad-size probes. 4. Inflicts personnel casualties and vehicle damage. 5. Disrupts the unit's preparations (prevents or delays beyond the unit's allotted time).

**TASK:** Disrupt Enemy Movement and Operations Using Tactical Nuclear Weapons (5-OPFOR-0016)

**CONDITION:** The opposing forces (OPFOR) element has located the enemy. Priority intelligence requirements (PIR) and other intelligence requirements have been obtained by OPFOR patrols. Tactical nuclear weapons are employed against key locations in the rear area.

**STANDARD:** The OPFOR element disrupts enemy movement and operations. 1. Disrupts or delays the movement of the enemy's equipment and supplies to the forward areas. 2. Destroys enemy equipment and supplies. 3. Inflicts a high rate of nuclear casualties among the enemy forces. 4. Denies the enemy the use of specified areas. 5. Contaminates the enemy's equipment and supplies.

**TASK:** Disrupt Assembly Area (AA) Activities (5-OPFOR-0013)

**CONDITION:** Intelligence reports indicate that platoon- and company-size enemy units are operating in the opposing forces (OPFOR) area of operations. Enemy units can defend from AAs with direct fire, antiarmor weapons, and indirect fire. The enemy has close air support (CAS) and nuclear, biological, and chemical (NBC) capabilities.

**STANDARD:** The OPFOR element locates and disrupts the enemy's AA activities. 1. Locates the element's AA. 2. Probes the AA with squad- or team-size elements. 3. Inflicts more than 5 percent casualties on the element. 4. Disrupts the element's preparations (prevents or delays beyond the element's allotted time).

**TASK:** Disrupt Enemy Movement and Operations Using Persistent and Nonpersistent Chemical Weapons (5-OPFOR-0015)

**CONDITION:** The opposing forces (OPFOR) element has located the enemy. Priority intelligence requirements (PIR) and other intelligence requirements have been obtained by OPFOR patrols. The OPFOR units deliver chemical agents, by means of conventional artillery weapons or aircraft, along selected supply routes and key bases in the rear area.

**STANDARD:** The OPFOR element disrupts enemy movement and operations using persistent and nonpersistent chemical weapons. 1. Delivers chemical agents in low and densely wooded areas. 2. Delays the movement of enemy supplies and equipment to the forward areas. 3. Restricts the movement of the enemy units in the rear area. 4. Channels the movement of enemy units into predesignated ambush areas. 5. Contaminates enemy supplies and equipment. 6. Inflicts a high rate of casualties on enemy forces.

**TASK:** Counter Passage of Lines (5-OPFOR-0012)

**CONDITION:** Enemy forces are in defensive positions, but they are expected to attempt passage-of-lines operations. The opposing forces (OPFOR) received orders to disrupt enemy passage-of-lines operations.

**STANDARD:** The OPFOR element delays or prevents enemy passage of lines. 1. Delays the passage. 2. Prevents the company from moving all personnel through the stationary unit. 3. Engages the main body of either the moving or the stationary unit.

**TASK:** Conduct Air Attacks (5-OPFOR-0002)

**CONDITION:** The opposing forces (OPFOR) element in the rear area has forwarded the positions of the enemy support sites or the locations of moving elements. The OPFOR aircraft have been dispatched to attack enemy installations or convoys.

**STANDARD:** The OPFOR element attempts to delay, disrupt, or damage the enemy targets by air. 1. Locates the target (support sites or convoys). 2. Makes attack runs on the designated targets. 3. Inflicts heavy damage to the selected target. 4. Sustains no loss of aircraft. 5. Delays moving the force for more than one hour.

**TASK:** Surrender to the Capturing Unit on the Battlefield (5-OPFOR-0024)

**CONDITION:** The enemy has captured opposing forces (OPFOR) element's soldiers, documents, and equipment sensitive to the OPFOR tactical operations.

**STANDARD:** The OPFOR soldiers retain or destroy documents and equipment. The OPFOR element surrenders the documents and the equipment of no tactical use to the enemy and attempts to conceal or destroy items of tactical value. The OPFOR element attempts escape and evasion. 1. Prevents the successful capture of the documents and the equipment. 2. Destroys the documents and the equipment. 3. Removes identifying markings from the equipment. 4. Removes unit-identifying insignia. 5. Provides misleading information. 6. Plans an escape. 7. Delays movement to the nearest collection point. 8. Prevents safeguarding of the enemy prisoners of war (EPWs) in order to cause embarrassment to the United States (US).

**TASK:** Conduct a Raid (5-OPFOR-0004)



**CONDITION:** The opposing forces (OPFOR) element has occupied an objective rally point and has orders to conduct a raid on a combat service support (CSS) base.

**STANDARD:** The OPFOR element infiltrates the enemy's base and destroys all of the targets. 1. Surprises the enemy forces. 2. Assaults the support base and accomplishes the assigned tasks. 3. Destroys the specified equipment and supplies. 4. Avoids being decisively engaged. 5. Withdraws all personnel from the objective areas within the time prescribed. 6. Obtains all priority intelligence requirements (PIR) from the raid site. 7. Sustains only light casualties from enemy fire.

**TASK:** Attack (5-OPFOR-0001)

**CONDITION:** The opposing forces (OPFOR) element has located the enemy. The priority intelligence requirements (PIR) and the other intelligence requirements have been obtained by OPFOR patrols. The OPFOR element has automatic and antiarmor weapons and light mortars.

**STANDARD:** The OPFOR element attempts to seize the terrain, the vehicles, or the equipment. 1. Develops an attack plan. 2. Surprises the enemy unit's main body. 3. Initiates the attack using a scheme of maneuver that exploits the enemy's flanks, gaps, and weaknesses. 4. Uses covered and concealed routes to approach the enemy forces' flanks, gaps, or weakly held areas. 5. Employs indirect fire to support the attack. 6. Penetrates enemy defenses. 7. Destroys the equipment and the supplies. 8. Inflicts heavy casualties. 9. Isolates the combat service support (CSS) base by blocking the reinforcements. 10. Forces the enemy units to displace. 11. Avoids being fixed in one position. 12. Withdraws before the CSS base is reinforced with tactical combat forces.

**TASK:** Defend a Minefield (5-OPFOR-0023)

**CONDITION:** The enemy is conducting a minefield sweeping operation. The opposing forces (OPFOR) element has a minefield placed in the enemy's path. The minefield is under constant observation and fire.

**STANDARD:** The OPFOR element defends a minefield against an enemy element conducting a minefield sweeping operation. 1. Prevents the unit from detecting the obstacle. 2. Disrupts the minefield sweeping operation. 3. Prevents the unit from conducting the minefield sweeping operation, prevents the unit from moving all personnel through the breach, or delays the completion of the minefield sweeping operation for more than 45 minutes.

**TASK:** Maintain Contact (5-OPFOR-0003)

**CONDITION:** The opposing forces (OPFOR) element is engaged with enemy base-defense forces. The enemy forces are withdrawing under pressure.

**STANDARD:** The OPFOR element maintains enemy contact while the enemy withdraws. 1. Engages the enemy forces decisively. 2. Advances the OPFOR as the enemy forces withdraw. 3. Inflicts heavy casualties. 4. Captures the members of the enemy force. 5. Captures documents and equipment. 6. Safeguards the captured documents, the equipment, and the personnel.

**TASK:** Conduct an Ambush (5-OPFOR-0007)

**CONDITION:** The enemy is moving in a convoy. The opposing forces (OPFOR) element is positioned along the enemy's route.

**STANDARD:** The OPFOR element inflicts casualties on the enemy and causes vehicle and equipment damage. 1. Prepares an ambush site before the element arrives. 2. Surprises march element forces. 3. Inflicts heavy casualties within the designated kill zone. 4. Inflicts heavy damage to the vehicles and the equipment within the designated kill zone. 5. Delays the march element from reaching a specified destination for a specified period of time. 6. Withdraws on order. 7. Sustains no casualties. 8. Reports actions to superiors.

- ELEMENTS:** Section  
 Command Section  
 Company Headquarters  
 S1 Section  
 S2 Section  
 S3 Section  
 S4 Section  
 Communication Section  
 Treatment Team  
 Ambulance Team  
 Combat Medical Section  
 Unit Ministry Team  
 Equipment Platoon Headquarters  
 Construction Equipment Section  
 Asphalt and Concrete Section  
 Dump Truck Section  
 Maintenance Platoon Headquarters  
 Direct Support Maintenance Section  
 Direct Support Maintenance Supply Section  
 Company Maintenance Section  
 Company

**TASK:** Cross a Chemically Contaminated Area (03-3-C226.05-T01A)  
 (FM 3-3)

**ITERATION:** 1M 2M 3M 4M 5M (Circle)

**COMMANDER/LEADER ASSESSMENT:** T P U (Circle)

**CONDITIONS:** The unit is en route to a new location on a designated route. The unit cannot move off that route and still complete its assigned mission. The unit discovers contamination on the route and is directed to cross the contaminated area. This task is always performed in MOPP4.

**TASK STANDARDS:** The unit crosses the contaminated area without suffering chemical-agent casualties.

TASK STEPS AND PERFORMANCE MEASURES	GO	NO-GO
* 1. The element leader selects a route across the contaminated area. <ul style="list-style-type: none"> <li>a. Used a nuclear, biological, and chemical (NBC) 5 (chemical) report and/or reconnaissance reports to select a route.</li> <li>b. Selected a route that minimized exposure consistent with the mission.</li> <li>c. Obtained a route clearance and approval.</li> </ul> 2. The element prepares to cross the area. <ul style="list-style-type: none"> <li>a. Assumed MOPP 4 for crossing the area.</li> <li>b. Ensured that all drivers, vehicle commanders, and leaders knew the march route or had strip maps.</li> <li>c. Ensured that all vehicles were buttoned up (mounted movement).</li> <li>d. Placed externally stored equipment inside the vehicle or covered it with available material.</li> <li>e. Attached M9 detector paper to soldiers and vehicles to provide warning of contamination.</li> </ul> 3. The element crosses the area.		

<b>TASK STEPS AND PERFORMANCE MEASURES</b>	<b>GO</b>	<b>NO-GO</b>
a. Avoided low ground, overhanging branches, and brush to the extent allowed by the tactical situation. b. Conducted dismounted movement, if necessary, as rapidly as possible. c. Crossed the area as quickly and as carefully as possible.  4. The element exits the contaminated area. a. Checked for casualties. b. Reported casualties, if applicable. c. Conducted necessary decontamination. d. Continued the mission.		

<b>TASK PERFORMANCE / EVALUATION SUMMARY BLOCK</b>							
<b>ITERATION</b>	<b>1M</b>	<b>2M</b>	<b>3M</b>	<b>4M</b>	<b>5M</b>		<b>TOTAL</b>
TOTAL TASK STEPS EVALUATED							
TOTAL TASK STEPS "GO"							
TRAINING STATUS "GO"/"NO-GO"							

"\*" indicates a leader task step.

#### **SUPPORTING INDIVIDUAL TASKS**

<b>Task Number</b>	<b>Task Title</b>	<b>References</b>
031-503-1014	Identify Chemical Agents Using M8 Detector Paper	STP 21-1-SMCT
031-503-2004	Prepare and Submit NBC 4 Reports	STP 21-24-SMCT
031-503-3004	Supervise the Crossing of a Contaminated Area	STP 21-24-SMCT
071-329-1005	Determine a Location on the Ground by Terrain Association	STP 21-1-SMCT
121-030-3534	Report Casualties	STP 21-24-SMCT

#### **SUPPORTING COLLECTIVE TASKS: NONE**

#### **OPFOR TASKS AND STANDARDS**

**TASK:** Conduct an Ambush (5-OPFOR-0007)

**CONDITION:** The enemy is moving in a convoy. The opposing forces (OPFOR) element is positioned along the enemy's route.

**STANDARD:** The OPFOR element inflicts casualties on the enemy and causes vehicle and equipment damage. 1. Prepares an ambush site before the element arrives. 2. Surprises march element forces. 3. Inflicts heavy casualties within the designated kill zone. 4. Inflicts heavy damage to the vehicles and the equipment within the designated kill zone. 5. Delays the march element from reaching a specified destination for a specified period of time. 6. Withdraws on order. 7. Sustains no casualties. 8. Reports actions to superiors.

**TASK:** Conduct an Aerial Reconnaissance (5-OPFOR-0010)

**CONDITION:** The opposing forces (OPFOR) headquarters (HQ) element requires intelligence on the locations and identification of the enemy elements. Aircraft is dispatched to take photographs and make a visual inspection of the enemy rear area.

**STANDARD:** The OPFOR element gathers photograph intelligence of the enemy. 1. Photographs the assigned sectors. 2. Makes quick visual checks where the ceiling is low. 3. Locates enemy positions in the area, particularly support and storage bases, and command and control (C2) facilities. 4. Sustains no loss of aircraft. 5. Reports priority intelligence requirements (PIR) and other information requirements to the OPFOR HQ.

**TASK:** Conduct Terrorist and Saboteur Attacks (5-OPFOR-0005)

**CONDITION:** The opposing forces (OPFOR) element dispatches small teams into the enemy's rear area to disrupt combat service support (CSS) operations.

**STANDARD:** The enemy sustains disrupted command and control (C2), destroyed equipment and supplies, and light casualties. 1. Locates rear support bases and C2 facilities. 2. Delays and disrupts CSS operations through probes. 3. Infiltrates CSS bases to conduct sabotage and terrorist activities. 4. Inflicts light casualties. 5. Destroys supplies and equipment.

**TASK:** Disrupt Defensive Preparations (5-OPFOR-0018)

**CONDITION:** The opposing forces (OPFOR) element has located the enemy. Priority intelligence requirements (PIR) and other intelligence requirements obtained by OPFOR patrols indicate that the enemy elements are establishing defensive positions. The OPFOR element has automatic and antiarmor weapons and light mortars.

**STANDARD:** The OPFOR element disrupts and delays the enemy's defensive preparations. 1. Locates and penetrates the enemy's security system. 2. Forces the enemy to delay defensive preparations. 3. Disrupts the enemy's obstacle preparations.

**TASK:** Disrupt Movement (5-OPFOR-0014)

**CONDITION:** The enemy is expected to move through the opposing forces (OPFOR) element's area of operations. The OPFOR element has received an operation order (OPORD) or fragmentary order (FRAGO) to disrupt enemy movement. The enemy has the capability to defend with direct fire and antiarmor weapons.

**STANDARD:** The OPFOR element delays enemy movement. 1. Delays the element. 2. Forces the element to deviate from its route. 3. Prevents the element from reaching its destination. 4. Surprises the element's main body.

**TASK:** Defeat Obstacles (5-OPFOR-0009)

**CONDITION:** The opposing forces (OPFOR) element encounters an obstacle that blocks the avenue of approach as it advances upon the enemy forces.

**STANDARD:** The OPFOR element bypasses or breaches the enemy obstacle. 1. Detects the obstacle before halting its main body. 2. Defeats the obstacle. a. Bypasses the obstacle without entering the engagement areas. b. Breaches the obstacle within 45 minutes and passes its entire force through the obstacle. 3. Does not incur degradation to the point that the mission must be discontinued.

**TASK:** Disrupt a Route Reconnaissance (5-OPFOR-0021)

**CONDITION:** The enemy is conducting a route reconnaissance. The opposing forces (OPFOR) element is positioned along the enemy's route.

**STANDARD:** The OPFOR element attempts to disrupt a squad/section conducting a route reconnaissance. 1. Prevents the unit from meeting its specified time schedule. 2. Forces the unit to deviate from its specified route. 3. Prevents the unit from reaching its assigned destination. 4. Surprises the squad/section. 5. Inflicts casualties on the unit.

**TASK:** Disrupt a Net Control Station (NCS) (5-OPFOR-0019)

**CONDITION:** The enemy has established a NCS. The opposing forces (OPFOR) element has radio and jamming equipment.

**STANDARD:** The OPFOR element attempts to disrupt an NCS. 1. Attempts to locate the radio frequency that the unit is operating on. 2. Attempts to enter the radio net. 3. Attempts to issue "bogus" orders to a unit on the net. 4. Jams the radio frequency and forces the unit to go to an alternate frequency.

**TASK:** Disrupt Construction of Vehicle Fighting Positions (5-OPFOR-0020)

**CONDITION:** The opposing forces (OPFOR) element has located the enemy. The priority intelligence requirements (PIR) and other intelligence obtained by OPFOR patrols indicate the enemy is constructing vehicle fighting positions within its defensive area. The OPFOR element has automatic and antiarmor weapons and light mortars.

**STANDARD:** The OPFOR element attempts to disrupt the enemy's efforts to establish vehicle fighting positions. 1. Locates the defensive area. 2. Surprises the main body. 3. Penetrates the defensive area with squad-size probes. 4. Inflicts casualties on the unit. 5. Destroys vehicles. 6. Disrupts the unit's preparations (prevents or delays beyond the unit's allotted time).

**TASK:** Disrupt an Engineer Reconnaissance (5-OPFOR-0022)

**CONDITION:** The enemy is conducting an engineer reconnaissance. The opposing forces (OPFOR) element is positioned along the enemy's route.

**STANDARD:** The OPFOR element disrupts an engineer reconnaissance. 1. Prevents the unit from meeting its specified time schedule. 2. Forces the unit to deviate from its specified route. 3. Prevents the unit from accomplishing its assigned engineer reconnaissance. 4. Surprises the unit conducting the reconnaissance.

**TASK:** Conduct an Attack (5-OPFOR-0008)

**CONDITION:** The enemy is conducting tactical operations. The opposing forces (OPFOR) element receives orders to attack the enemy, the area of occupation, or the main supply route (MSR) with smoke.

**STANDARD:** The OPFOR element disrupts the enemy's movement and smoke operations. 1. Determines the delivery method of the smoke attack. 2. Locates the target. 3. Delivers the smoke attack downwind. 4. Attacks the enemy with smoke, and surge attacks when the enemy responds to the smoke.

**TASK:** Disrupt Quartering Party Operations (5-OPFOR-0017)

**CONDITION:** The enemy is conducting quartering party operations. It has established an assembly area (AA) but has not moved in the main body.

**STANDARD:** The opposing forces (OPFOR) element attempts to disrupt quartering party operations and infiltrate the enemy's AA. 1. Locates the quartering party and the AA. 2. Surprises the main body. 3. Penetrates the AA with squad-size probes. 4. Inflicts personnel casualties and vehicle damage. 5. Disrupts the unit's preparations (prevents or delays beyond the unit's allotted time).

**TASK:** Disrupt Enemy Movement and Operations Using Tactical Nuclear Weapons (5-OPFOR-0016)

**CONDITION:** The opposing forces (OPFOR) element has located the enemy. Priority intelligence requirements (PIR) and other intelligence requirements have been obtained by OPFOR patrols. Tactical nuclear weapons are employed against key locations in the rear area.

**STANDARD:** The OPFOR element disrupts enemy movement and operations. 1. Disrupts or delays the movement of the enemy's equipment and supplies to the forward areas. 2. Destroys enemy equipment and supplies. 3. Inflicts a high rate of nuclear casualties among the enemy forces. 4. Denies the enemy the use of specified areas. 5. Contaminates the enemy's equipment and supplies.

**TASK:** Disrupt Assembly Area (AA) Activities (5-OPFOR-0013)

**CONDITION:** Intelligence reports indicate that platoon- and company-size enemy units are operating in the opposing forces (OPFOR) area of operations. Enemy units can defend from AAs with direct fire, antiarmor weapons, and indirect fire. The enemy has close air support (CAS) and nuclear, biological, and chemical (NBC) capabilities.

**STANDARD:** The OPFOR element locates and disrupts the enemy's AA activities. 1. Locates the element's AA. 2. Probes the AA with squad- or team-size elements. 3. Inflicts more than 5 percent casualties on the element. 4. Disrupts the element's preparations (prevents or delays beyond the element's allotted time).

**TASK:** Disrupt Enemy Movement and Operations Using Persistent and Nonpersistent Chemical Weapons (5-OPFOR-0015)

**CONDITION:** The opposing forces (OPFOR) element has located the enemy. Priority intelligence requirements (PIR) and other intelligence requirements have been obtained by OPFOR patrols. The OPFOR units deliver chemical agents, by means of conventional artillery weapons or aircraft, along selected supply routes and key bases in the rear area.

**STANDARD:** The OPFOR element disrupts enemy movement and operations using persistent and nonpersistent chemical weapons. 1. Delivers chemical agents in low and densely wooded areas. 2. Delays the movement of enemy supplies and equipment to the forward areas. 3. Restricts the movement of the enemy units in the rear area. 4. Channels the movement of enemy units into predesignated ambush areas. 5. Contaminates enemy supplies and equipment. 6. Inflicts a high rate of casualties on enemy forces.

**TASK:** Counter Passage of Lines (5-OPFOR-0012)

**CONDITION:** Enemy forces are in defensive positions, but they are expected to attempt passage-of-lines operations. The opposing forces (OPFOR) received orders to disrupt enemy passage-of-lines operations.

**STANDARD:** The OPFOR element delays or prevents enemy passage of lines. 1. Delays the passage. 2. Prevents the company from moving all personnel through the stationary unit. 3. Engages the main body of either the moving or the stationary unit.

**TASK:** Conduct Air Attacks (5-OPFOR-0002)

**CONDITION:** The opposing forces (OPFOR) element in the rear area has forwarded the positions of the enemy support sites or the locations of moving elements. The OPFOR aircraft have been dispatched to attack enemy installations or convoys.

**STANDARD:** The OPFOR element attempts to delay, disrupt, or damage the enemy targets by air. 1. Locates the target (support sites or convoys). 2. Makes attack runs on the designated targets. 3. Inflicts heavy damage to the selected target. 4. Sustains no loss of aircraft. 5. Delays moving the force for more than one hour.

**TASK:** Surrender to the Capturing Unit on the Battlefield (5-OPFOR-0024)

**CONDITION:** The enemy has captured opposing forces (OPFOR) element's soldiers, documents, and equipment sensitive to the OPFOR tactical operations.

**STANDARD:** The OPFOR soldiers retain or destroy documents and equipment. The OPFOR element surrenders the documents and the equipment of no tactical use to the enemy and attempts to conceal or destroy items of tactical value. The OPFOR element attempts escape and evasion. 1. Prevents the successful capture of the documents and the equipment. 2. Destroys the documents and the equipment. 3. Removes identifying markings from the equipment. 4. Removes unit-identifying insignia. 5. Provides misleading information. 6. Plans an escape. 7. Delays movement to the nearest collection point. 8. Prevents safeguarding of the enemy prisoners of war (EPWs) in order to cause embarrassment to the United States (US).

**TASK:** Conduct a Raid (5-OPFOR-0004)

**CONDITION:** The opposing forces (OPFOR) element has occupied an objective rally point and has orders to conduct a raid on a combat service support (CSS) base.

**STANDARD:** The OPFOR element infiltrates the enemy's base and destroys all of the targets. 1. Surprises the enemy forces. 2. Assaults the support base and accomplishes the assigned tasks. 3. Destroys the specified equipment and supplies. 4. Avoids being decisively engaged. 5. Withdraws all personnel from the objective areas within the time prescribed. 6. Obtains all priority intelligence requirements (PIR) from the raid site. 7. Sustains only light casualties from enemy fire.

**TASK:** Attack (5-OPFOR-0001)

**CONDITION:** The opposing forces (OPFOR) element has located the enemy. The priority intelligence requirements (PIR) and the other intelligence requirements have been obtained by OPFOR patrols. The OPFOR element has automatic and antiarmor weapons and light mortars.

**STANDARD:** The OPFOR element attempts to seize the terrain, the vehicles, or the equipment. 1. Develops an attack plan. 2. Surprises the enemy unit's main body. 3. Initiates the attack using a scheme of maneuver that exploits the enemy's flanks, gaps, and weaknesses. 4. Uses covered and concealed routes to approach the enemy forces' flanks, gaps, or weakly held areas. 5. Employs indirect fire to support the attack. 6. Penetrates enemy defenses. 7. Destroys the equipment and the supplies. 8. Inflicts heavy casualties. 9. Isolates the combat service support (CSS) base by blocking the reinforcements. 10. Forces the enemy units to displace. 11. Avoids being fixed in one position. 12. Withdraws before the CSS base is reinforced with tactical combat forces.

**TASK:** Defend a Minefield (5-OPFOR-0023)

**CONDITION:** The enemy is conducting a minefield sweeping operation. The opposing forces (OPFOR) element has a minefield placed in the enemy's path. The minefield is under constant observation and fire.

**STANDARD:** The OPFOR element defends a minefield against an enemy element conducting a minefield sweeping operation. 1. Prevents the unit from detecting the obstacle. 2. Disrupts the minefield sweeping operation. 3. Prevents the unit from conducting the minefield sweeping operation, prevents the unit from moving all personnel through the breach, or delays the completion of the minefield sweeping operation for more than 45 minutes.

**TASK:** Maintain Contact (5-OPFOR-0003)

**CONDITION:** The opposing forces (OPFOR) element is engaged with enemy base-defense forces. The enemy forces are withdrawing under pressure.

**STANDARD:** The OPFOR element maintains enemy contact while the enemy withdraws. 1. Engages the enemy forces decisively. 2. Advances the OPFOR as the enemy forces withdraw. 3. Inflicts heavy casualties. 4. Captures the members of the enemy force. 5. Captures documents and equipment. 6. Safeguards the captured documents, the equipment, and the personnel.



- ELEMENTS:** Company Headquarters  
 Communication Section  
 Treatment Team  
 Ambulance Team  
 Combat Medical Section  
 Equipment Platoon Headquarters  
 Construction Equipment Section  
 Asphalt and Concrete Section  
 Dump Truck Section  
 Maintenance Platoon Headquarters  
 Direct Support Maintenance Section  
 Direct Support Maintenance Supply Section  
 Company Maintenance Section

**TASK:** Camouflage Vehicles and Equipment (05-2-0301)  
 (FM 20-3)

**ITERATION:** 1 2 3 4 5 M (Circle)

**COMMANDER/LEADER ASSESSMENT:** T P U (Circle)

**CONDITIONS:** The unit is tactically deployed. The enemy has air and ground surveillance capability, to include infrared sensors. Camouflage resources are available. Digital units have performed functionality checks, and systems are operational. Some iterations of this task should be performed in MOPP4.

**TASK STANDARDS:** Vehicles, equipment, and individual fighting positions cannot be detected by ground forces within small-arms range. The element's location or identity cannot be determined through aerial photographs or ground surveillance radar (GSR). Digital units send and receive reports using frequency-modulated (FM) or digital means. The time required to perform this task is increased when conducting it in mission-oriented protection posture (MOPP) 4.

TASK STEPS AND PERFORMANCE MEASURES	GO	NO-GO
<p>* 1. The element leader selects concealed vehicle positions and traffic routes.</p> <ul style="list-style-type: none"> <li>a. Ensured that the vehicle operators used concealed routes whenever possible, following and paralleling hedges, woods, fences, cultivated fields, and other natural terrain features.</li> <li>b. Ensured that the vehicle's track signature continued past the parked location to another logical spot.</li> </ul> <p>2. Operators maneuver vehicles along concealed routes.</p> <ul style="list-style-type: none"> <li>a. Used existing tracks.</li> <li>b. Avoided movement near terrain features (such as hilltops and road intersections) that may have been used as a reference point by the enemy's ground or aerial fires.</li> <li>c. Obliterated vehicle tracks where they turned, concealing vehicle positions.</li> </ul> <p>3. The element conceals vehicles and equipment.</p> <ul style="list-style-type: none"> <li>a. Positioned vehicles and equipment under natural cover or in shadows.</li> <li>b. Positioned vehicles and equipment so that their shapes blended with the surroundings.</li> <li>c. Used natural materials to distort and combine with the shapes or shadows of vehicles and equipment.</li> <li>d. Blended natural materials with the surrounding area.</li> <li>e. Replaced cut vegetation when it withered or changed color.</li> <li>f. Used nets to create shadows.</li> </ul>		

TASK STEPS AND PERFORMANCE MEASURES	GO	NO-GO
g. Used camouflage-screening systems to enhance natural materials. h. Kept heat sources (generators, engines, and mess areas) under screening systems, even when using natural concealment. i. Covered shiny objects such as windshields, headlights, cab windows, and wet vehicle bodies. j. Dug in (if in desert or open terrain) when the situation permitted. k. Concealed vehicle track signatures in snow-covered terrain. l. Disguised vehicles and equipment to change their appearance or to resemble something of lesser or greater threat to the enemy.  * 4. Leaders enforce camouflage discipline. a. Ensured that the element's activities did not change the area's appearance or reveal the presence of military equipment. b. Enforced measures to maintain blackout conditions at night. c. Ensured that measures were taken to eliminate or reduce noise by muffling or masking it with the terrain, defilade positions, or shields. d. Ensured the prompt and complete police of debris or spoil from the area.  * 5. Leaders know when opposing forces (OPFOR) surveillance is overhead. a. Received satellite transmission (SATRAN) information from higher headquarters (HQ). b. Disseminated pertinent SATRAN information to subordinates. c. Incorporated SATRAN information into the tactical plan.		

TASK PERFORMANCE / EVALUATION SUMMARY BLOCK							
ITERATION	1	2	3	4	5	M	TOTAL
TOTAL TASK STEPS EVALUATED							
TOTAL TASK STEPS "GO"							
TRAINING STATUS "GO"/"NO-GO"							

"\*" indicates a leader task step.

**SUPPORTING INDIVIDUAL TASKS**

Task Number	Task Title	References
071-326-5705	Establish an Observation Post	STP 21-24-SMCT
071-328-5301	Inspect Personnel/Equipment	STP 21-24-SMCT
071-331-0815	Practice Noise, Light, and Litter Discipline	STP 21-1-SMCT
071-430-0006	Conduct a Defense by a Platoon	STP 21-24-SMCT

**SUPPORTING COLLECTIVE TASKS: NONE**

**OPFOR TASKS AND STANDARDS**

**TASK:** Conduct Sniper Operations (5-OPFOR-0006)

**CONDITION:** The opposing forces (OPFOR) element has assigned snipers (regular or irregular elements) in the enemy's rear area along the main supply route (MSR) and near support sites.

**STANDARD:** The OPFOR element kills or wounds targets. 1. Sets up a well-concealed location. 2. Engages vehicle drivers or personnel on foot with short bursts of semiautomatic fire. 3. Kills or wounds selected targets. 4. Prevents the position from being discovered by enemy forces. 5. Evacuates the area without being spotted. 6. Reports all specified priority intelligence requirements (PIR) and other intelligence requirements to the OPFOR headquarters (HQ).

**TASK:** Disrupt Defensive Preparations (5-OPFOR-0018)

**CONDITION:** The opposing forces (OPFOR) element has located the enemy. Priority intelligence requirements (PIR) and other intelligence requirements obtained by OPFOR patrols indicate that the enemy elements are establishing defensive positions. The OPFOR element has automatic and antiarmor weapons and light mortars.

**STANDARD:** The OPFOR element disrupts and delays the enemy's defensive preparations. 1. Locates and penetrates the enemy's security system. 2. Forces the enemy to delay defensive preparations. 3. Disrupts the enemy's obstacle preparations.

**TASK:** Disrupt Movement (5-OPFOR-0014)

**CONDITION:** The enemy is expected to move through the opposing forces (OPFOR) element's area of operations. The OPFOR element has received an operation order (OPORD) or fragmentary order (FRAGO) to disrupt enemy movement. The enemy has the capability to defend with direct fire and antiarmor weapons.

**STANDARD:** The OPFOR element delays enemy movement. 1. Delays the element. 2. Forces the element to deviate from its route. 3. Prevents the element from reaching its destination. 4. Surprises the element's main body.

**TASK:** Defeat Obstacles (5-OPFOR-0009)

**CONDITION:** The opposing forces (OPFOR) element encounters an obstacle that blocks the avenue of approach as it advances upon the enemy forces.

**STANDARD:** The OPFOR element bypasses or breaches the enemy obstacle. 1. Detects the obstacle before halting its main body. 2. Defeats the obstacle. a. Bypasses the obstacle without entering the engagement areas. b. Breaches the obstacle within 45 minutes and passes its entire force through the obstacle. 3. Does not incur degradation to the point that the mission must be discontinued.

**TASK:** Conduct an Attack (5-OPFOR-0008)

**CONDITION:** The enemy is conducting tactical operations. The opposing forces (OPFOR) element receives orders to attack the enemy, the area of occupation, or the main supply route (MSR) with smoke.

**STANDARD:** The OPFOR element disrupts the enemy's movement and smoke operations. 1. Determines the delivery method of the smoke attack. 2. Locates the target. 3. Delivers the smoke attack downwind. 4. Attacks the enemy with smoke, and surge attacks when the enemy responds to the smoke.

**TASK:** Disrupt a Route Reconnaissance (5-OPFOR-0021)

**CONDITION:** The enemy is conducting a route reconnaissance. The opposing forces (OPFOR) element is positioned along the enemy's route.

**STANDARD:** The OPFOR element attempts to disrupt a squad/section conducting a route reconnaissance. 1. Prevents the unit from meeting its specified time schedule. 2. Forces the unit to deviate from its specified route. 3. Prevents the unit from reaching its assigned destination. 4. Surprises the squad/section. 5. Inflicts casualties on the unit.

**TASK:** Conduct Terrorist and Saboteur Attacks (5-OPFOR-0005)

**CONDITION:** The opposing forces (OPFOR) element dispatches small teams into the enemy's rear area to disrupt combat service support (CSS) operations.

**STANDARD:** The enemy sustains disrupted command and control (C2), destroyed equipment and supplies, and light casualties. 1. Locates rear support bases and C2 facilities. 2. Delays and disrupts CSS operations through probes. 3. Infiltrates CSS bases to conduct sabotage and terrorist activities. 4. Inflicts light casualties. 5. Destroys supplies and equipment.

**TASK:** Disrupt a Net Control Station (NCS) (5-OPFOR-0019)

**CONDITION:** The enemy has established a NCS. The opposing forces (OPFOR) element has radio and jamming equipment.

**STANDARD:** The OPFOR element attempts to disrupt an NCS. 1. Attempts to locate the radio frequency that the unit is operating on. 2. Attempts to enter the radio net. 3. Attempts to issue "bogus" orders to a unit on the net. 4. Jams the radio frequency and forces the unit to go to an alternate frequency.

**TASK:** Disrupt Construction of Vehicle Fighting Positions (5-OPFOR-0020)

**CONDITION:** The opposing forces (OPFOR) element has located the enemy. The priority intelligence requirements (PIR) and other intelligence obtained by OPFOR patrols indicate the enemy is constructing vehicle fighting positions within its defensive area. The OPFOR element has automatic and antiarmor weapons and light mortars.

**STANDARD:** The OPFOR element attempts to disrupt the enemy's efforts to establish vehicle fighting positions. 1. Locates the defensive area. 2. Surprises the main body. 3. Penetrates the defensive area with squad-size probes. 4. Inflicts casualties on the unit. 5. Destroys vehicles. 6. Disrupts the unit's preparations (prevents or delays beyond the unit's allotted time).

**TASK:** Conduct an Ambush (5-OPFOR-0007)

**CONDITION:** The enemy is moving in a convoy. The opposing forces (OPFOR) element is positioned along the enemy's route.

**STANDARD:** The OPFOR element inflicts casualties on the enemy and causes vehicle and equipment damage. 1. Prepares an ambush site before the element arrives. 2. Surprises march element forces. 3. Inflicts heavy casualties within the designated kill zone. 4. Inflicts heavy damage to the vehicles and the equipment within the designated kill zone. 5. Delays the march element from reaching a specified destination for a specified period of time. 6. Withdraws on order. 7. Sustains no casualties. 8. Reports actions to superiors.

**TASK:** Conduct an Aerial Reconnaissance (5-OPFOR-0010)

**CONDITION:** The opposing forces (OPFOR) headquarters (HQ) element requires intelligence on the locations and identification of the enemy elements. Aircraft is dispatched to take photographs and make a visual inspection of the enemy rear area.

**STANDARD:** The OPFOR element gathers photograph intelligence of the enemy. 1. Photographs the assigned sectors. 2. Makes quick visual checks where the ceiling is low. 3. Locates enemy positions in the area, particularly support and storage bases, and command and control (C2) facilities. 4. Sustains no loss of aircraft. 5. Reports priority intelligence requirements (PIR) and other information requirements to the OPFOR HQ.

**TASK:** Disrupt Quartering Party Operations (5-OPFOR-0017)

**CONDITION:** The enemy is conducting quartering party operations. It has established an assembly area (AA) but has not moved in the main body.

**STANDARD:** The opposing forces (OPFOR) element attempts to disrupt quartering party operations and infiltrate the enemy's AA. 1. Locates the quartering party and the AA. 2. Surprises the main body. 3. Penetrates the AA with squad-size probes. 4. Inflicts personnel casualties and vehicle damage. 5. Disrupts the unit's preparations (prevents or delays beyond the unit's allotted time).

**TASK:** Disrupt Enemy Movement and Operations Using Persistent and Nonpersistent Chemical Weapons (5-OPFOR-0015)

**CONDITION:** The opposing forces (OPFOR) element has located the enemy. Priority intelligence requirements (PIR) and other intelligence requirements have been obtained by OPFOR patrols. The OPFOR units deliver chemical agents, by means of conventional artillery weapons or aircraft, along selected supply routes and key bases in the rear area.

**STANDARD:** The OPFOR element disrupts enemy movement and operations using persistent and nonpersistent chemical weapons. 1. Delivers chemical agents in low and densely wooded areas. 2. Delays the movement of enemy supplies and equipment to the forward areas. 3. Restricts the movement of the enemy units in the rear area. 4. Channels the movement of enemy units into predesignated ambush areas. 5. Contaminates enemy supplies and equipment. 6. Inflicts a high rate of casualties on enemy forces.

**TASK:** Disrupt Enemy Movement and Operations Using Tactical Nuclear Weapons (5-OPFOR-0016)

**CONDITION:** The opposing forces (OPFOR) element has located the enemy. Priority intelligence requirements (PIR) and other intelligence requirements have been obtained by OPFOR patrols. Tactical nuclear weapons are employed against key locations in the rear area.

**STANDARD:** The OPFOR element disrupts enemy movement and operations. 1. Disrupts or delays the movement of the enemy's equipment and supplies to the forward areas. 2. Destroys enemy equipment and supplies. 3. Inflicts a high rate of nuclear casualties among the enemy forces. 4. Denies the enemy the use of specified areas. 5. Contaminates the enemy's equipment and supplies.

**TASK:** Counter Passage of Lines (5-OPFOR-0012)

**CONDITION:** Enemy forces are in defensive positions, but they are expected to attempt passage-of-lines operations. The opposing forces (OPFOR) received orders to disrupt enemy passage-of-lines operations.

**STANDARD:** The OPFOR element delays or prevents enemy passage of lines. 1. Delays the passage. 2. Prevents the company from moving all personnel through the stationary unit. 3. Engages the main body of either the moving or the stationary unit.

**TASK:** Conduct a Raid (5-OPFOR-0004)

**CONDITION:** The opposing forces (OPFOR) element has occupied an objective rally point and has orders to conduct a raid on a combat service support (CSS) base.

**STANDARD:** The OPFOR element infiltrates the enemy's base and destroys all of the targets. 1. Surprises the enemy forces. 2. Assaults the support base and accomplishes the assigned tasks. 3. Destroys the specified equipment and supplies. 4. Avoids being decisively engaged. 5. Withdraws all personnel from the objective areas within the time prescribed. 6. Obtains all priority intelligence requirements (PIR) from the raid site. 7. Sustains only light casualties from enemy fire.

**TASK:** Defend a Minefield (5-OPFOR-0023)

**CONDITION:** The enemy is conducting a minefield sweeping operation. The opposing forces (OPFOR) element has a minefield placed in the enemy's path. The minefield is under constant observation and fire.

**STANDARD:** The OPFOR element defends a minefield against an enemy element conducting a minefield sweeping operation. 1. Prevents the unit from detecting the obstacle. 2. Disrupts the minefield sweeping operation. 3. Prevents the unit from conducting the minefield sweeping operation, prevents the unit from moving all personnel through the breach, or delays the completion of the minefield sweeping operation for more than 45 minutes.

**TASK:** Conduct Air Attacks (5-OPFOR-0002)

**CONDITION:** The opposing forces (OPFOR) element in the rear area has forwarded the positions of the enemy support sites or the locations of moving elements. The OPFOR aircraft have been dispatched to attack enemy installations or convoys.

**STANDARD:** The OPFOR element attempts to delay, disrupt, or damage the enemy targets by air. 1. Locates the target (support sites or convoys). 2. Makes attack runs on the designated targets. 3. Inflicts heavy damage to the selected target. 4. Sustains no loss of aircraft. 5. Delays moving the force for more than one hour.

**TASK:** Surrender to the Capturing Unit on the Battlefield (5-OPFOR-0024)

**CONDITION:** The enemy has captured opposing forces (OPFOR) element's soldiers, documents, and equipment sensitive to the OPFOR tactical operations.

**STANDARD:** The OPFOR soldiers retain or destroy documents and equipment. The OPFOR element surrenders the documents and the equipment of no tactical use to the enemy and attempts to conceal or destroy items of tactical value. The OPFOR element attempts escape and evasion. 1. Prevents the successful capture of the documents and the equipment. 2. Destroys the documents and the equipment. 3. Removes identifying markings from the equipment. 4. Removes unit-identifying insignia. 5. Provides misleading information. 6. Plans an escape. 7. Delays movement to the nearest collection point. 8. Prevents safeguarding of the enemy prisoners of war (EPWs) in order to cause embarrassment to the United States (US).

**TASK:** Attack (5-OPFOR-0001)

**CONDITION:** The opposing forces (OPFOR) element has located the enemy. The priority intelligence requirements (PIR) and the other intelligence requirements have been obtained by OPFOR patrols. The OPFOR element has automatic and antiarmor weapons and light mortars.

**STANDARD:** The OPFOR element attempts to seize the terrain, the vehicles, or the equipment. 1. Develops an attack plan. 2. Surprises the enemy unit's main body. 3. Initiates the attack using a scheme of maneuver that exploits the enemy's flanks, gaps, and weaknesses. 4. Uses covered and concealed routes to approach the enemy forces' flanks, gaps, or weakly held areas. 5. Employs indirect fire to support the attack. 6. Penetrates enemy defenses. 7. Destroys the equipment and the supplies. 8. Inflicts heavy casualties. 9. Isolates the combat service support (CSS) base by blocking the reinforcements. 10. Forces the enemy units to displace. 11. Avoids being fixed in one position. 12. Withdraws before the CSS base is reinforced with tactical combat forces.

**TASK:** Disrupt Assembly Area (AA) Activities (5-OPFOR-0013)

**CONDITION:** Intelligence reports indicate that platoon- and company-size enemy units are operating in the opposing forces (OPFOR) area of operations. Enemy units can defend from AAs with direct fire, antiarmor weapons, and indirect fire. The enemy has close air support (CAS) and nuclear, biological, and chemical (NBC) capabilities.

**STANDARD:** The OPFOR element locates and disrupts the enemy's AA activities. 1. Locates the element's AA. 2. Probes the AA with squad- or team-size elements. 3. Inflicts more than 5 percent casualties on the element. 4. Disrupts the element's preparations (prevents or delays beyond the element's allotted time).

**TASK:** Disrupt an Engineer Reconnaissance (5-OPFOR-0022)

**CONDITION:** The enemy is conducting an engineer reconnaissance. The opposing forces (OPFOR) element is positioned along the enemy's route.

**STANDARD:** The OPFOR element disrupts an engineer reconnaissance. 1. Prevents the unit from meeting its specified time schedule. 2. Forces the unit to deviate from its specified route. 3. Prevents the unit from accomplishing its assigned engineer reconnaissance. 4. Surprises the unit conducting the reconnaissance.

**TASK:** Maintain Contact (5-OPFOR-0003)

**CONDITION:** The opposing forces (OPFOR) element is engaged with enemy base-defense forces. The enemy forces are withdrawing under pressure.

**STANDARD:** The OPFOR element maintains enemy contact while the enemy withdraws. 1. Engages the enemy forces decisively. 2. Advances the OPFOR as the enemy forces withdraw. 3. Inflicts heavy casualties. 4. Captures the members of the enemy force. 5. Captures documents and equipment. 6. Safeguards the captured documents, the equipment, and the personnel.

- ELEMENTS:** Company Headquarters  
 Communication Section  
 Treatment Team  
 Ambulance Team  
 Combat Medical Section  
 Equipment Platoon Headquarters  
 Construction Equipment Section  
 Asphalt and Concrete Section  
 Dump Truck Section  
 Maintenance Platoon Headquarters  
 Direct Support Maintenance Section  
 Direct Support Maintenance Supply Section  
 Company Maintenance Section

**TASK:** Defend a Convoy Against a Ground Attack (05-2-0911)  
 (FM 55-30) (FM 21-75) (FM 24-19)  
 (FM 24-35) (FM 24-35-1) (FM 71-1)

**ITERATION:** 1 2 3 4 5 M (Circle)

**COMMANDER/LEADER ASSESSMENT:** T P U (Circle)

**CONDITIONS:** The team is performing continuous operations. An enemy squad- to platoon-size force attacks the convoy's main body. The operation order (OPORD) and rules of engagement (ROE) provide guidance for the mission and actions to take upon contact. Some iterations of this task should be performed in MOPP4.

**TASK STANDARDS:** The convoy protects itself and attacks or disengages from the enemy. The convoy minimizes casualties or damage by taking immediate-action measures. Digital units send and receive orders and reports using frequency-modulated (FM) or digital means to conduct combat operations. The time required to perform this task is increased when conducting it in mission-oriented protection posture (MOPP) 4.

TASK STEPS AND PERFORMANCE MEASURES	GO	NO-GO
<p>* 1. The element leader prepares for combat operations.                      NOTE: Digital units set stale settings to provide current friendly and enemy unit locations.</p> <ul style="list-style-type: none"> <li>a. Designated and positioned the security elements throughout the convoy (front, rear, and flank).</li> <li>b. Established radio communications with security elements.</li> <li>c. Designated actions upon enemy contact (action front, left, right, or rear; air attack; or indirect fire).</li> <li>d. Assigned each armed vehicle a sector of fire for the movement, and ensured that the convoy had 360-degree coverage while moving.</li> <li>e. Designated en route rally points and the actions to be taken at those points.</li> <li>f. Coordinated with the battalion Operations and Training Officer (US Army) (S3) for indirect fire along the planned route.</li> <li>g. Received an update from the battalion Intelligence Officer (US Army) (S2) on probable enemy actions influencing the convoy route or the mission.</li> </ul> <p>NOTE: Digital units receive updated intelligence information through the Force XXI Command Brigade and Below (FBCB2) System or the Maneuver Control System (MCS).</p> <p>2. The element prepares for combat operations.</p>		



TASK STEPS AND PERFORMANCE MEASURES	GO	NO-GO
<p>a. Loaded vehicles, stowed or tied down all loose equipment, and ensured that there was enough space to bring weapons to bear.</p> <p>NOTE: Air guards are present.</p> <p>b. Ensured that weapons were functional and had their basic load of ammunition.</p> <p>c. Rehearsed the procedures for enemy contact before the start point (SP).</p> <p>d. Ensured that each vehicle commander knew the route and all standing operating procedures (SOPs).</p> <p>3. The convoy reacts to enemy contact.</p> <p>a. Scanned the area for the enemy and returned fire at identified enemy positions.</p> <p>b. Sought available cover.</p> <p>c. Maneuvered vehicles to allow the gunner to engage the enemy, and moved all unarmed vehicles to cover.</p> <p>d. Provided suppressive gunnery fire on the enemy.</p> <p>e. Deployed the security teams, and reported the situation to the element leader.</p> <p>* 4. The element leader develops the situation.</p> <p>a. Initiated fire and maneuver.</p> <p>b. Requested indirect-fire support.</p> <p>c. Sought information on the enemy's strength, composition, and disposition.</p> <p>d. Evaluated the direction and volume of the enemy fire, confirmed or suspected enemy positions, and the terrain capacity for the masking forces.</p> <p>* 5. The element leader selects a course of action based on mission, enemy, terrain, troops, time available, and civilian considerations (METT-TC) factors and the developing situation.</p> <p>a. Maneuvered to attack the enemy's flank.</p> <p>b. Conducted a frontal assault.</p> <p>c. Broke contact and moved away from the enemy position by fire and maneuver.</p> <p>6. The security element engages the enemy (within capabilities).</p> <p>* 7. The element leader reports the tactical situation to higher headquarters (HQ).</p> <p>8. The element reorganizes and resumes its convoy.</p> <p>a. Reconstituted the security force.</p> <p>b. Treated and evacuated casualties.</p> <p>c. Reported casualties.</p> <p>d. Redistributed ammunition and equipment.</p> <p>e. Recovered any damaged equipment, or destroyed it in place.</p>		

TASK PERFORMANCE / EVALUATION SUMMARY BLOCK							
ITERATION	1	2	3	4	5	M	TOTAL
TOTAL TASK STEPS EVALUATED							
TOTAL TASK STEPS "GO"							
TRAINING STATUS "GO"/"NO-GO"							

"\*" indicates a leader task step.

**SUPPORTING INDIVIDUAL TASKS**

<b>Task Number</b>	<b>Task Title</b>	<b>References</b>
052-194-3500	Conduct a Patrol	STP 5-12B24-SM-TG STP 5-62G13-SM-TG
061-283-1002	Locate a Target by Grid Coordinates	STP 21-24-SMCT
071-326-5505	Issue an Oral Operation Order	STP 5-12B24-SM-TG STP 5-62G13-SM-TG
071-326-5605	Control Movement of a Fire Team	STP 5-12B24-SM-TG STP 5-62G13-SM-TG
071-326-5611	Conduct the Maneuver of a Squad	STP 5-12B24-SM-TG STP 5-62G13-SM-TG
071-332-5022	Prepare a Battalion Situation Report (SITREP)	STP 21-24-SMCT
081-831-0101	Request Medical Evacuation	STP 21-24-SMCT
091-309-0711	Direct Vehicle and Equipment Recovery Operations	STP 21-24-SMCT
113-573-0002	Conduct Operations Security (OPSEC) Procedures	STP 21-24-SMCT
113-573-8006	Use an Automated Signal Operation Instruction (SOI)	STP 21-24-SMCT
121-030-3534	Report Casualties	STP 21-24-SMCT

**SUPPORTING COLLECTIVE TASKS**

<b>Task Number</b>	<b>Task Title</b>	<b>References</b>
07-2-1301.05-T01A	Conduct a Convoy	ARTEP 5-025-66-MTP ARTEP 5-026-34-MTP ARTEP 5-027-10-MTP ARTEP 5-027-35-MTP ARTEP 5-053-11-MTP ARTEP 5-053-12-MTP ARTEP 5-053-35-MTP ARTEP 5-063-10-MTP ARTEP 5-063-11-MTP ARTEP 5-063-35-MTP ARTEP 5-113-11-MTP ARTEP 5-113-12-MTP ARTEP 5-113-35-MTP ARTEP 5-145-12-MTP ARTEP 5-145-32-MTP ARTEP 5-155-66-MTP ARTEP 5-156-34-MTP ARTEP 5-157-10-MTP ARTEP 5-157-35-MTP ARTEP 5-215-66-MTP ARTEP 5-216-34-MTP ARTEP 5-217-10-MTP ARTEP 5-217-35-MTP ARTEP 5-332-68-MTP ARTEP 5-335-60-MTP ARTEP 5-335-65-MTP ARTEP 5-335-70-MTP ARTEP 5-336-34-MTP ARTEP 5-337-10-MTP ARTEP 5-337-35-MTP

**SUPPORTING COLLECTIVE TASKS**

<b>Task Number</b>	<b>Task Title</b>	<b>References</b>
		ARTEP 5-413-35-MTP
		ARTEP 5-416-14-MTP
		ARTEP 5-416-34-MTP
		ARTEP 5-417-13-MTP
		ARTEP 5-417-17-MTP
		ARTEP 5-417-35-MTP
		ARTEP 5-423-11-MTP
		ARTEP 5-423-35-MTP
		ARTEP 5-424-35-MTP
		ARTEP 5-425-66-MTP
		ARTEP 5-426-34-MTP
		ARTEP 5-427-10-MTP
		ARTEP 5-427-35-MTP
		ARTEP 5-434-35-MTP
		ARTEP 5-435-67-MTP
		ARTEP 5-436-35-MTP
		ARTEP 5-436-37-MTP
		ARTEP 5-437-10-MTP
		ARTEP 5-437-11-MTP
		ARTEP 5-437-36-MTP
		ARTEP 5-437-38-MTP
		ARTEP 5-443-35-MTP
		ARTEP 5-445-64-MTP
		ARTEP 5-445-66-MTP
		ARTEP 5-446-34-MTP
		ARTEP 5-446-36-MTP
		ARTEP 5-447-10-MTP
		ARTEP 5-447-11-MTP
		ARTEP 5-447-35-MTP
		ARTEP 5-447-37-MTP
		ARTEP 5-463-10-MTP
		ARTEP 5-463-12-MTP
		ARTEP 5-463-15-MTP
		ARTEP 5-463-17-MTP
		ARTEP 5-463-35-MTP
		ARTEP 5-463-36-MTP
		ARTEP 5-473-35-MTP
		ARTEP 5-500-22-MTP
		ARTEP 5-500-24-MTP
		ARTEP 5-500-66-MTP
		ARTEP 5-510-10-MTP
		ARTEP 5-510-12-MTP
		ARTEP 5-510-14-MTP
		ARTEP 5-510-16-MTP
		ARTEP 5-510-18-MTP
		ARTEP 5-520-10-MTP
		ARTEP 5-520-12-MTP
		ARTEP 5-520-14-MTP
		ARTEP 5-530-10-MTP
		ARTEP 5-530-12-MTP
		ARTEP 5-530-14-MTP
		ARTEP 5-530-16-MTP
		ARTEP 5-540-10-MTP

**SUPPORTING COLLECTIVE TASKS**

Task Number	Task Title	References
07-3-1112.05-T01A	React to an Ambush	ARTEP 5-540-11-MTP ARTEP 5-540-12-MTP ARTEP 5-540-13-MTP ARTEP 5-603-35-MTP ARTEP 5-606-34-MTP ARTEP 5-607-35-MTP ARTEP 5-608-35-MTP ARTEP 5-616-34-MTP ARTEP 5-617-10-MTP ARTEP 5-617-11-MTP ARTEP 5-617-35-MTP ARTEP 5-025-66-MTP ARTEP 5-026-34-MTP ARTEP 5-027-10-MTP ARTEP 5-027-35-MTP ARTEP 5-053-11-MTP ARTEP 5-053-12-MTP ARTEP 5-053-35-MTP ARTEP 5-063-10-MTP ARTEP 5-063-11-MTP ARTEP 5-063-35-MTP ARTEP 5-113-11-MTP ARTEP 5-113-12-MTP ARTEP 5-113-35-MTP ARTEP 5-145-12-MTP ARTEP 5-145-32-MTP ARTEP 5-155-66-MTP ARTEP 5-156-34-MTP ARTEP 5-157-10-MTP ARTEP 5-157-35-MTP ARTEP 5-215-66-MTP ARTEP 5-216-34-MTP ARTEP 5-217-10-MTP ARTEP 5-217-35-MTP ARTEP 5-332-68-MTP ARTEP 5-335-60-MTP ARTEP 5-335-65-MTP ARTEP 5-335-70-MTP ARTEP 5-335-DRILL ARTEP 5-336-34-MTP ARTEP 5-337-10-MTP ARTEP 5-337-35-MTP ARTEP 5-402-33-MTP ARTEP 5-402-68-MTP ARTEP 5-412-68-MTP ARTEP 5-412-69-MTP ARTEP 5-413-35-MTP ARTEP 5-416-14-MTP ARTEP 5-416-34-MTP ARTEP 5-417-13-MTP ARTEP 5-417-17-MTP ARTEP 5-417-35-MTP ARTEP 5-423-11-MTP

**SUPPORTING COLLECTIVE TASKS**

<b>Task Number</b>	<b>Task Title</b>	<b>References</b>
		ARTEP 5-423-35-MTP
		ARTEP 5-424-35-MTP
		ARTEP 5-425-66-MTP
		ARTEP 5-426-34-MTP
		ARTEP 5-427-10-MTP
		ARTEP 5-427-35-MTP
		ARTEP 5-434-35-MTP
		ARTEP 5-435-66-MTP
		ARTEP 5-435-67-MTP
		ARTEP 5-436-35-MTP
		ARTEP 5-436-37-MTP
		ARTEP 5-437-10-MTP
		ARTEP 5-437-11-MTP
		ARTEP 5-437-36-MTP
		ARTEP 5-437-38-MTP
		ARTEP 5-443-35-MTP
		ARTEP 5-445-64-MTP
		ARTEP 5-445-66-MTP
		ARTEP 5-446-34-MTP
		ARTEP 5-446-36-MTP
		ARTEP 5-447-10-MTP
		ARTEP 5-447-11-MTP
		ARTEP 5-447-35-MTP
		ARTEP 5-447-37-MTP
		ARTEP 5-463-10-MTP
		ARTEP 5-463-12-MTP
		ARTEP 5-463-15-MTP
		ARTEP 5-463-17-MTP
		ARTEP 5-463-35-MTP
		ARTEP 5-463-36-MTP
		ARTEP 5-473-35-MTP
		ARTEP 5-500-21-MTP
		ARTEP 5-500-22-MTP
		ARTEP 5-500-24-MTP
		ARTEP 5-500-66-MTP
		ARTEP 5-510-10-MTP
		ARTEP 5-510-12-MTP
		ARTEP 5-510-14-MTP
		ARTEP 5-510-16-MTP
		ARTEP 5-510-18-MTP
		ARTEP 5-520-10-MTP
		ARTEP 5-520-12-MTP
		ARTEP 5-520-14-MTP
		ARTEP 5-530-10-MTP
		ARTEP 5-530-12-MTP
		ARTEP 5-530-14-MTP
		ARTEP 5-530-16-MTP
		ARTEP 5-540-10-MTP
		ARTEP 5-540-11-MTP
		ARTEP 5-540-12-MTP
		ARTEP 5-540-13-MTP
		ARTEP 5-602-68-MTP
		ARTEP 5-603-35-MTP

**SUPPORTING COLLECTIVE TASKS**

Task Number	Task Title	References
10-2-0318.05-T01A	Perform Unit Graves Registration (GRREG) Operations	ARTEP 5-606-34-MTP ARTEP 5-607-35-MTP ARTEP 5-608-35-MTP ARTEP 5-616-34-MTP ARTEP 5-617-10-MTP ARTEP 5-617-11-MTP ARTEP 5-617-35-MTP ARTEP 5-026-34-MTP  ARTEP 5-027-10-MTP ARTEP 5-027-35-MTP ARTEP 5-053-11-MTP ARTEP 5-053-12-MTP ARTEP 5-053-35-MTP ARTEP 5-063-10-MTP ARTEP 5-063-11-MTP ARTEP 5-063-35-MTP ARTEP 5-113-11-MTP ARTEP 5-113-12-MTP ARTEP 5-113-35-MTP ARTEP 5-145-12-MTP ARTEP 5-145-32-MTP ARTEP 5-156-34-MTP ARTEP 5-157-10-MTP ARTEP 5-157-35-MTP ARTEP 5-216-34-MTP ARTEP 5-217-10-MTP ARTEP 5-217-35-MTP ARTEP 5-335-60-MTP ARTEP 5-335-65-MTP ARTEP 5-335-70-MTP ARTEP 5-336-34-MTP ARTEP 5-337-10-MTP ARTEP 5-337-35-MTP ARTEP 5-413-35-MTP ARTEP 5-416-14-MTP ARTEP 5-416-34-MTP ARTEP 5-417-13-MTP ARTEP 5-417-17-MTP ARTEP 5-417-35-MTP ARTEP 5-423-11-MTP ARTEP 5-423-35-MTP ARTEP 5-424-35-MTP ARTEP 5-426-34-MTP ARTEP 5-427-10-MTP ARTEP 5-427-35-MTP ARTEP 5-434-35-MTP ARTEP 5-436-35-MTP ARTEP 5-436-37-MTP ARTEP 5-437-10-MTP ARTEP 5-437-11-MTP ARTEP 5-437-36-MTP ARTEP 5-437-38-MTP

**SUPPORTING COLLECTIVE TASKS**

<b>Task Number</b>	<b>Task Title</b>	<b>References</b>
		ARTEP 5-443-35-MTP
		ARTEP 5-446-34-MTP
		ARTEP 5-446-36-MTP
		ARTEP 5-447-10-MTP
		ARTEP 5-447-11-MTP
		ARTEP 5-447-35-MTP
		ARTEP 5-447-37-MTP
		ARTEP 5-463-10-MTP
		ARTEP 5-463-12-MTP
		ARTEP 5-463-15-MTP
		ARTEP 5-463-17-MTP
		ARTEP 5-463-35-MTP
		ARTEP 5-463-36-MTP
		ARTEP 5-473-35-MTP
		ARTEP 5-500-21-MTP
		ARTEP 5-500-22-MTP
		ARTEP 5-500-24-MTP
		ARTEP 5-510-10-MTP
		ARTEP 5-510-12-MTP
		ARTEP 5-510-14-MTP
		ARTEP 5-510-16-MTP
		ARTEP 5-510-18-MTP
		ARTEP 5-520-10-MTP
		ARTEP 5-530-10-MTP
		ARTEP 5-530-12-MTP
		ARTEP 5-540-10-MTP
		ARTEP 5-540-11-MTP
		ARTEP 5-540-12-MTP
		ARTEP 5-540-13-MTP
		ARTEP 5-603-35-MTP
		ARTEP 5-606-34-MTP
		ARTEP 5-607-35-MTP
		ARTEP 5-608-35-MTP
		ARTEP 5-616-34-MTP
		ARTEP 5-617-35-MTP

**OPFOR TASKS AND STANDARDS**

**TASK:** Surrender to the Capturing Unit on the Battlefield (5-OPFOR-0024)

**CONDITION:** The enemy has captured opposing forces (OPFOR) element's soldiers, documents, and equipment sensitive to the OPFOR tactical operations.

**STANDARD:** The OPFOR soldiers retain or destroy documents and equipment. The OPFOR element surrenders the documents and the equipment of no tactical use to the enemy and attempts to conceal or destroy items of tactical value. The OPFOR element attempts escape and evasion. 1. Prevents the successful capture of the documents and the equipment. 2. Destroys the documents and the equipment. 3. Removes identifying markings from the equipment. 4. Removes unit-identifying insignia. 5. Provides misleading information. 6. Plans an escape. 7. Delays movement to the nearest collection point. 8. Prevents safeguarding of the enemy prisoners of war (EPWs) in order to cause embarrassment to the United States (US).

**TASK:** Conduct an Ambush (5-OPFOR-0007)

**CONDITION:** The enemy is moving in a convoy. The opposing forces (OPFOR) element is positioned along the enemy's route.

**STANDARD:** The OPFOR element inflicts casualties on the enemy and causes vehicle and equipment damage. 1. Prepares an ambush site before the element arrives. 2. Surprises march element forces. 3. Inflicts heavy casualties within the designated kill zone. 4. Inflicts heavy damage to the vehicles and the equipment within the designated kill zone. 5. Delays the march element from reaching a specified destination for a specified period of time. 6. Withdraws on order. 7. Sustains no casualties. 8. Reports actions to superiors.

**TASK:** Disrupt Movement (5-OPFOR-0014)

**CONDITION:** The enemy is expected to move through the opposing forces (OPFOR) element's area of operations. The OPFOR element has received an operation order (OPORD) or fragmentary order (FRAGO) to disrupt enemy movement. The enemy has the capability to defend with direct fire and antiarmor weapons.

**STANDARD:** The OPFOR element delays enemy movement. 1. Delays the element. 2. Forces the element to deviate from its route. 3. Prevents the element from reaching its destination. 4. Surprises the element's main body.

**TASK:** Disrupt a Route Reconnaissance (5-OPFOR-0021)

**CONDITION:** The enemy is conducting a route reconnaissance. The opposing forces (OPFOR) element is positioned along the enemy's route.

**STANDARD:** The OPFOR element attempts to disrupt a squad/section conducting a route reconnaissance. 1. Prevents the unit from meeting its specified time schedule. 2. Forces the unit to deviate from its specified route. 3. Prevents the unit from reaching its assigned destination. 4. Surprises the squad/section. 5. Inflicts casualties on the unit.

**TASK:** Disrupt a Net Control Station (NCS) (5-OPFOR-0019)

**CONDITION:** The enemy has established a NCS. The opposing forces (OPFOR) element has radio and jamming equipment.

**STANDARD:** The OPFOR element attempts to disrupt an NCS. 1. Attempts to locate the radio frequency that the unit is operating on. 2. Attempts to enter the radio net. 3. Attempts to issue "bogus" orders to a unit on the net. 4. Jams the radio frequency and forces the unit to go to an alternate frequency.

**TASK:** Disrupt Construction of Vehicle Fighting Positions (5-OPFOR-0020)

**CONDITION:** The opposing forces (OPFOR) element has located the enemy. The priority intelligence requirements (PIR) and other intelligence obtained by OPFOR patrols indicate the enemy is constructing vehicle fighting positions within its defensive area. The OPFOR element has automatic and antiarmor weapons and light mortars.

**STANDARD:** The OPFOR element attempts to disrupt the enemy's efforts to establish vehicle fighting positions. 1. Locates the defensive area. 2. Surprises the main body. 3. Penetrates the defensive area with squad-size probes. 4. Inflicts casualties on the unit. 5. Destroys vehicles. 6. Disrupts the unit's preparations (prevents or delays beyond the unit's allotted time).

**TASK:** Defeat Obstacles (5-OPFOR-0009)



**CONDITION:** The opposing forces (OPFOR) element encounters an obstacle that blocks the avenue of approach as it advances upon the enemy forces.

**STANDARD:** The OPFOR element bypasses or breaches the enemy obstacle. 1. Detects the obstacle before halting its main body. 2. Defeats the obstacle. a. Bypasses the obstacle without entering the engagement areas. b. Breaches the obstacle within 45 minutes and passes its entire force through the obstacle. 3. Does not incur degradation to the point that the mission must be discontinued.

**TASK:** Conduct an Attack (5-OPFOR-0008)

**CONDITION:** The enemy is conducting tactical operations. The opposing forces (OPFOR) element receives orders to attack the enemy, the area of occupation, or the main supply route (MSR) with smoke.

**STANDARD:** The OPFOR element disrupts the enemy's movement and smoke operations. 1. Determines the delivery method of the smoke attack. 2. Locates the target. 3. Delivers the smoke attack downwind. 4. Attacks the enemy with smoke, and surge attacks when the enemy responds to the smoke.

**TASK:** Conduct an Aerial Reconnaissance (5-OPFOR-0010)

**CONDITION:** The opposing forces (OPFOR) headquarters (HQ) element requires intelligence on the locations and identification of the enemy elements. Aircraft is dispatched to take photographs and make a visual inspection of the enemy rear area.

**STANDARD:** The OPFOR element gathers photograph intelligence of the enemy. 1. Photographs the assigned sectors. 2. Makes quick visual checks where the ceiling is low. 3. Locates enemy positions in the area, particularly support and storage bases, and command and control (C2) facilities. 4. Sustains no loss of aircraft. 5. Reports priority intelligence requirements (PIR) and other information requirements to the OPFOR HQ.

**TASK:** Conduct Terrorist and Saboteur Attacks (5-OPFOR-0005)

**CONDITION:** The opposing forces (OPFOR) element dispatches small teams into the enemy's rear area to disrupt combat service support (CSS) operations.

**STANDARD:** The enemy sustains disrupted command and control (C2), destroyed equipment and supplies, and light casualties. 1. Locates rear support bases and C2 facilities. 2. Delays and disrupts CSS operations through probes. 3. Infiltrates CSS bases to conduct sabotage and terrorist activities. 4. Inflicts light casualties. 5. Destroys supplies and equipment.

**TASK:** Disrupt Defensive Preparations (5-OPFOR-0018)

**CONDITION:** The opposing forces (OPFOR) element has located the enemy. Priority intelligence requirements (PIR) and other intelligence requirements obtained by OPFOR patrols indicate that the enemy elements are establishing defensive positions. The OPFOR element has automatic and antiarmor weapons and light mortars.

**STANDARD:** The OPFOR element disrupts and delays the enemy's defensive preparations. 1. Locates and penetrates the enemy's security system. 2. Forces the enemy to delay defensive preparations. 3. Disrupts the enemy's obstacle preparations.

**TASK:** Disrupt Quartering Party Operations (5-OPFOR-0017)

**CONDITION:** The enemy is conducting quartering party operations. It has established an assembly area (AA) but has not moved in the main body.

**STANDARD:** The opposing forces (OPFOR) element attempts to disrupt quartering party operations and infiltrate the enemy's AA. 1. Locates the quartering party and the AA. 2. Surprises the main body. 3. Penetrates the AA with squad-size probes. 4. Inflicts personnel casualties and vehicle damage. 5. Disrupts the unit's preparations (prevents or delays beyond the unit's allotted time).

**TASK:** Disrupt Enemy Movement and Operations Using Tactical Nuclear Weapons (5-OPFOR-0016)

**CONDITION:** The opposing forces (OPFOR) element has located the enemy. Priority intelligence requirements (PIR) and other intelligence requirements have been obtained by OPFOR patrols. Tactical nuclear weapons are employed against key locations in the rear area.

**STANDARD:** The OPFOR element disrupts enemy movement and operations. 1. Disrupts or delays the movement of the enemy's equipment and supplies to the forward areas. 2. Destroys enemy equipment and supplies. 3. Inflicts a high rate of nuclear casualties among the enemy forces. 4. Denies the enemy the use of specified areas. 5. Contaminates the enemy's equipment and supplies.

**TASK:** Disrupt Enemy Movement and Operations Using Persistent and Nonpersistent Chemical Weapons (5-OPFOR-0015)

**CONDITION:** The opposing forces (OPFOR) element has located the enemy. Priority intelligence requirements (PIR) and other intelligence requirements have been obtained by OPFOR patrols. The OPFOR units deliver chemical agents, by means of conventional artillery weapons or aircraft, along selected supply routes and key bases in the rear area.

**STANDARD:** The OPFOR element disrupts enemy movement and operations using persistent and nonpersistent chemical weapons. 1. Delivers chemical agents in low and densely wooded areas. 2. Delays the movement of enemy supplies and equipment to the forward areas. 3. Restricts the movement of the enemy units in the rear area. 4. Channels the movement of enemy units into predesignated ambush areas. 5. Contaminates enemy supplies and equipment. 6. Inflicts a high rate of casualties on enemy forces.

**TASK:** Counter Passage of Lines (5-OPFOR-0012)

**CONDITION:** Enemy forces are in defensive positions, but they are expected to attempt passage-of-lines operations. The opposing forces (OPFOR) received orders to disrupt enemy passage-of-lines operations.

**STANDARD:** The OPFOR element delays or prevents enemy passage of lines. 1. Delays the passage. 2. Prevents the company from moving all personnel through the stationary unit. 3. Engages the main body of either the moving or the stationary unit.

**TASK:** Defend a Minefield (5-OPFOR-0023)

**CONDITION:** The enemy is conducting a minefield sweeping operation. The opposing forces (OPFOR) element has a minefield placed in the enemy's path. The minefield is under constant observation and fire.

**STANDARD:** The OPFOR element defends a minefield against an enemy element conducting a minefield sweeping operation. 1. Prevents the unit from detecting the obstacle. 2. Disrupts the minefield sweeping operation. 3. Prevents the unit from conducting the minefield sweeping operation, prevents the unit from moving all personnel through the breach, or delays the completion of the minefield sweeping operation for more than 45 minutes.

**TASK:** Conduct Sniper Operations (5-OPFOR-0006)

**CONDITION:** The opposing forces (OPFOR) element has assigned snipers (regular or irregular elements) in the enemy's rear area along the main supply route (MSR) and near support sites.

**STANDARD:** The OPFOR element kills or wounds targets. 1. Sets up a well-concealed location. 2. Engages vehicle drivers or personnel on foot with short bursts of semiautomatic fire. 3. Kills or wounds selected targets. 4. Prevents the position from being discovered by enemy forces. 5. Evacuates the area without being spotted. 6. Reports all specified priority intelligence requirements (PIR) and other intelligence requirements to the OPFOR headquarters (HQ).

**TASK:** Conduct Air Attacks (5-OPFOR-0002)

**CONDITION:** The opposing forces (OPFOR) element in the rear area has forwarded the positions of the enemy support sites or the locations of moving elements. The OPFOR aircraft have been dispatched to attack enemy installations or convoys.

**STANDARD:** The OPFOR element attempts to delay, disrupt, or damage the enemy targets by air. 1. Locates the target (support sites or convoys). 2. Makes attack runs on the designated targets. 3. Inflicts heavy damage to the selected target. 4. Sustains no loss of aircraft. 5. Delays moving the force for more than one hour.

**TASK:** Conduct a Raid (5-OPFOR-0004)

**CONDITION:** The opposing forces (OPFOR) element has occupied an objective rally point and has orders to conduct a raid on a combat service support (CSS) base.

**STANDARD:** The OPFOR element infiltrates the enemy's base and destroys all of the targets. 1. Surprises the enemy forces. 2. Assaults the support base and accomplishes the assigned tasks. 3. Destroys the specified equipment and supplies. 4. Avoids being decisively engaged. 5. Withdraws all personnel from the objective areas within the time prescribed. 6. Obtains all priority intelligence requirements (PIR) from the raid site. 7. Sustains only light casualties from enemy fire.

**TASK:** Attack (5-OPFOR-0001)

**CONDITION:** The opposing forces (OPFOR) element has located the enemy. The priority intelligence requirements (PIR) and the other intelligence requirements have been obtained by OPFOR patrols. The OPFOR element has automatic and antiarmor weapons and light mortars.

**STANDARD:** The OPFOR element attempts to seize the terrain, the vehicles, or the equipment. 1. Develops an attack plan. 2. Surprises the enemy unit's main body. 3. Initiates the attack using a scheme of maneuver that exploits the enemy's flanks, gaps, and weaknesses. 4. Uses covered and concealed routes to approach the enemy forces' flanks, gaps, or weakly held areas. 5. Employs indirect fire to support the attack. 6. Penetrates enemy defenses. 7. Destroys the equipment and the supplies. 8. Inflicts heavy casualties. 9. Isolates the combat service support (CSS) base by blocking the reinforcements. 10. Forces the enemy units to displace. 11. Avoids being fixed in one position. 12. Withdraws before the CSS base is reinforced with tactical combat forces.

**TASK:** Disrupt Assembly Area (AA) Activities (5-OPFOR-0013)

**CONDITION:** Intelligence reports indicate that platoon- and company-size enemy units are operating in the opposing forces (OPFOR) area of operations. Enemy units can defend from AAs with direct fire, antiarmor weapons, and indirect fire. The enemy has close air support (CAS) and nuclear, biological, and chemical (NBC) capabilities.

**STANDARD:** The OPFOR element locates and disrupts the enemy's AA activities. 1. Locates the element's AA. 2. Probes the AA with squad- or team-size elements. 3. Inflicts more than 5 percent casualties on the element. 4. Disrupts the element's preparations (prevents or delays beyond the element's allotted time).

**TASK:** Disrupt an Engineer Reconnaissance (5-OPFOR-0022)

**CONDITION:** The enemy is conducting an engineer reconnaissance. The opposing forces (OPFOR) element is positioned along the enemy's route.

**STANDARD:** The OPFOR element disrupts an engineer reconnaissance. 1. Prevents the unit from meeting its specified time schedule. 2. Forces the unit to deviate from its specified route. 3. Prevents the unit from accomplishing its assigned engineer reconnaissance. 4. Surprises the unit conducting the reconnaissance.

**TASK:** Maintain Contact (5-OPFOR-0003)

**CONDITION:** The opposing forces (OPFOR) element is engaged with enemy base-defense forces. The enemy forces are withdrawing under pressure.

**STANDARD:** The OPFOR element maintains enemy contact while the enemy withdraws. 1. Engages the enemy forces decisively. 2. Advances the OPFOR as the enemy forces withdraw. 3. Inflicts heavy casualties. 4. Captures the members of the enemy force. 5. Captures documents and equipment. 6. Safeguards the captured documents, the equipment, and the personnel.

**ELEMENT:** Company Headquarters

**TASK:** Conduct a Self-Extraction From Remotely Delivered Mines (05-3-0113)  
 (FM 20-32) (FM 5-250) (FM 5-34)

**ITERATION:** 1 2 3 4 5 M (Circle)

**COMMANDER/LEADER ASSESSMENT:** T P U (Circle)

**CONDITIONS:** The element is supporting a construction mission in a tactical environment. Remotely delivered mines impact on or around the element. Personnel have fragmentation armor and ballistic glasses (if available). Each vehicle is equipped with 30 meters of line and light grapnels. Digital units have performed functionality checks, and systems are operational. Some iterations of this task should be performed in MOPP4.

**TASK STANDARDS:** The element extracts all vehicles and personnel from the minefield. Digital units send and receive orders and reports and update the common operational picture (COP) using frequency-modulated (FM) or digital means. The time required to perform this task is increased when conducting it in mission-oriented protection posture (MOPP) 4.

TASK STEPS AND PERFORMANCE MEASURES	GO	NO-GO
<p>1. The individual who first discovers a mine initiates the alarm according to the unit's standing operating procedure (SOP).                      NOTE: Digital units send alert messaging and populate the Army Battle Command System (ABCS) with the location and/or send reports using FM or digital means according to the unit's tactical standing operating procedure (TACSOP).</p> <p>2. Command post (CP) personnel receive the alarm and alert units.</p> <p>a. Notified all elements. If the element was--</p> <p>(1) Mounted, it accelerated and moved out of the area. When tactically feasible, the element moved in a column along a hard-surfaced road, watching for mines along the route.</p> <p>(2) Dismounted, it moved rapidly out of the area along the best-cleared route, watching for mines and trip wires.</p> <p>(3) Dismounted and deployed in a bivouac or assembly area (AA), it departed immediately along a hard-surfaced road (if practical), watching for mines along the route. The element abandoned all equipment and vehicles that came in contact with mines.</p> <p>(4) Unable to depart immediately, it remained in covered or protected positions until the minefield was deployed. The element carefully cleared mines from positions through detonation and departed as soon as it was feasible, following a hard-surfaced road (if practical) and watching for mines along the route. The element abandoned all equipment and vehicles that came in contact with mines.</p> <p>b. Informed higher headquarters (HQ) and adjacent units of the situation and included a description of the mines and the extent to which they were employed.</p> <p>c. Requested counterbattery fire (if the mines were artillery-delivered).</p> <p>* 3. Vehicle commanders check the immediate area and element personnel remove any mines and trip wires from vehicles. Element personnel--</p> <p>a. Dismounted and inspected the vehicles for mines and trip wires.</p> <p>b. Removed trip wires from soft-skinned vehicles using a grapnel or a similar device.</p>		

TASK STEPS AND PERFORMANCE MEASURES	GO	NO-GO
<p>NOTE: When using a grapnel to remove trip wires, throw the grapnel away from the covered position. Sound a warning to others in the area before throwing the grapnel.</p> <ul style="list-style-type: none"> <li>c. Left any vehicles touching or blocked in by antitank (AT) mines until the rest of the unit was out of the minefield.</li> </ul> <ul style="list-style-type: none"> <li>* 4. Element leaders identify unmovable vehicles and designate one or more lanes as exit lanes to allow remaining personnel and vehicles to leave the minefield, normally along previously used access routes.</li> </ul> <ul style="list-style-type: none"> <li>5. Element personnel mark designated lanes and destroy or remove mines within them.               <ul style="list-style-type: none"> <li>a. Used visual means to locate mines and marked the vehicle lanes. The lanes were at least 5 meters wide. The lanes were marked according to the tactical situation and threat; however, marked areas also allowed personnel to reenter the minefield and recover equipment or vehicles.</li> <li>b. Destroyed or removed all mines in the lanes (using a grapnel hook or other means) as directed by the company commander. Detonated only unmovable mines, reducing the likelihood of fragmentation injuries and equipment damage.</li> </ul> </li> </ul> <ul style="list-style-type: none"> <li>* 6. Vehicle commanders direct the personnel ground-guiding vehicles out of the minefield, ensuring that--               <ul style="list-style-type: none"> <li>a. Individual elements moved only when directed to do so by the chain of command.</li> <li>b. Any equipment not in contact with a mine or a trip wire was placed onto vehicles.</li> <li>c. Individual crews ground-guided vehicles to a designated lane or allowed them to exit the minefield on their own.</li> </ul> </li> </ul> <ul style="list-style-type: none"> <li>7. Company personnel remove any equipment or vehicles remaining after the initial extraction from the minefield.               <ul style="list-style-type: none"> <li>a. Reentered the minefield using the same exit routes.</li> <li>b. Detonated the minimum number of mines necessary to remove vehicles or equipment from the minefield.</li> <li>c. Avoided contact with mines and took all possible precautions to ensure that they were not jarred.</li> <li>d. Placed sandbags near mines to minimize vehicle and equipment damage.</li> <li>e. Removed mines from the equipment using a line or other remote means, and ensured that all personnel remained at a safe distance.</li> <li>f. Placed explosive charges to minimize vehicle damage when detonating mines on the ground.</li> </ul> </li> </ul> <ul style="list-style-type: none"> <li>8. If the position cannot be evacuated, element personnel clear sufficient mines to allow mission accomplishment.               <ul style="list-style-type: none"> <li>a. Cleared the communication lanes between positions.</li> <li>b. Marked the communication lanes between positions.</li> <li>c. Placed sandbags around mines to prevent injury and damage to the equipment from the detonation.</li> </ul> </li> </ul>		

TASK PERFORMANCE / EVALUATION SUMMARY BLOCK							
ITERATION	1	2	3	4	5	M	TOTAL
TOTAL TASK STEPS EVALUATED							
TOTAL TASK STEPS "GO"							
TRAINING STATUS "GO"/"NO-GO"							

"\*" indicates a leader task step.

#### SUPPORTING INDIVIDUAL TASKS

Task Number	Task Title	References
052-192-2150	Setup an M93 Wide Area Munitions (Hornet), Pre-Operation	STP 5-12B24-SM-TG
052-192-2151	Operate an M71 Remote Control Unit (for Hornet)	STP 5-62G13-SM-TG STP 5-12B24-SM-TG
052-192-2152	Emplace an M93 Wide Area Munitions (Hornet) for Remote Operations	STP 5-62G13-SM-TG STP 5-12B24-SM-TG
052-192-3201	Direct the Emplacement of an M93 Wide Area Munitions (Hornet) for Area Distribution	STP 5-62G13-SM-TG STP 5-12B24-SM-TG
052-192-3202	Direct the Emplacement of an M93 Wide Area Munitions (Hornet) in a Gauntlet	STP 5-62G13-SM-TG STP 5-12B24-SM-TG
052-192-3203	Direct the Employment of an M93 Wide Area Munitions (Hornet) with a Conventional Minefield	STP 5-62G13-SM-TG STP 5-12B24-SM-TG
052-192-4201	Supervise the Placement of an M93 Wide Area Munitions (Hornet) Field	STP 5-62G13-SM-TG STP 5-12B24-SM-TG
052-193-2030	Clear Misfires	STP 5-12B24-SM-TG STP 5-62G13-SM-TG

#### SUPPORTING COLLECTIVE TASKS

Task Number	Task Title	References
05-2-1218	Conduct Report Procedures	ARTEP 5-026-34-MTP ARTEP 5-027-10-MTP ARTEP 5-053-11-MTP ARTEP 5-053-12-MTP ARTEP 5-053-35-MTP ARTEP 5-063-10-MTP ARTEP 5-063-11-MTP ARTEP 5-063-35-MTP ARTEP 5-113-11-MTP ARTEP 5-113-12-MTP ARTEP 5-113-35-MTP ARTEP 5-156-34-MTP ARTEP 5-157-10-MTP ARTEP 5-216-34-MTP ARTEP 5-217-10-MTP

**SUPPORTING COLLECTIVE TASKS**

Task Number	Task Title	References
		ARTEP 5-335-60-MTP
		ARTEP 5-335-65-MTP
		ARTEP 5-337-10-MTP
		ARTEP 5-337-35-MTP
		ARTEP 5-423-11-MTP
		ARTEP 5-424-35-MTP
		ARTEP 5-426-34-MTP
		ARTEP 5-427-10-MTP
		ARTEP 5-434-35-MTP
		ARTEP 5-435-67-MTP
		ARTEP 5-437-10-MTP
		ARTEP 5-437-11-MTP
		ARTEP 5-437-36-MTP
		ARTEP 5-437-38-MTP
		ARTEP 5-446-34-MTP
		ARTEP 5-446-36-MTP
		ARTEP 5-447-10-MTP
		ARTEP 5-447-11-MTP
		ARTEP 5-463-10-MTP
		ARTEP 5-463-12-MTP
		ARTEP 5-463-15-MTP
		ARTEP 5-463-17-MTP
		ARTEP 5-603-35-MTP

**OPFOR TASKS AND STANDARDS**

**TASK:** Attack (5-OPFOR-0001)

**CONDITION:** The opposing forces (OPFOR) element has located the enemy. The priority intelligence requirements (PIR) and the other intelligence requirements have been obtained by OPFOR patrols. The OPFOR element has automatic and antiarmor weapons and light mortars.

**STANDARD:** The OPFOR element attempts to seize the terrain, the vehicles, or the equipment. 1. Develops an attack plan. 2. Surprises the enemy unit's main body. 3. Initiates the attack using a scheme of maneuver that exploits the enemy's flanks, gaps, and weaknesses. 4. Uses covered and concealed routes to approach the enemy forces' flanks, gaps, or weakly held areas. 5. Employs indirect fire to support the attack. 6. Penetrates enemy defenses. 7. Destroys the equipment and the supplies. 8. Inflicts heavy casualties. 9. Isolates the combat service support (CSS) base by blocking the reinforcements. 10. Forces the enemy units to displace. 11. Avoids being fixed in one position. 12. Withdraws before the CSS base is reinforced with tactical combat forces.

**TASK:** Surrender to the Capturing Unit on the Battlefield (5-OPFOR-0024)

**CONDITION:** The enemy has captured opposing forces (OPFOR) element's soldiers, documents, and equipment sensitive to the OPFOR tactical operations.



**STANDARD:** The OPFOR soldiers retain or destroy documents and equipment. The OPFOR element surrenders the documents and the equipment of no tactical use to the enemy and attempts to conceal or destroy items of tactical value. The OPFOR element attempts escape and evasion. 1. Prevents the successful capture of the documents and the equipment. 2. Destroys the documents and the equipment. 3. Removes identifying markings from the equipment. 4. Removes unit-identifying insignia. 5. Provides misleading information. 6. Plans an escape. 7. Delays movement to the nearest collection point. 8. Prevents safeguarding of the enemy prisoners of war (EPWs) in order to cause embarrassment to the United States (US).

**TASK:** Conduct Sniper Operations (5-OPFOR-0006)

**CONDITION:** The opposing forces (OPFOR) element has assigned snipers (regular or irregular elements) in the enemy's rear area along the main supply route (MSR) and near support sites.

**STANDARD:** The OPFOR element kills or wounds targets. 1. Sets up a well-concealed location. 2. Engages vehicle drivers or personnel on foot with short bursts of semiautomatic fire. 3. Kills or wounds selected targets. 4. Prevents the position from being discovered by enemy forces. 5. Evacuates the area without being spotted. 6. Reports all specified priority intelligence requirements (PIR) and other intelligence requirements to the OPFOR headquarters (HQ).

**TASK:** Conduct a Raid (5-OPFOR-0004)

**CONDITION:** The opposing forces (OPFOR) element has occupied an objective rally point and has orders to conduct a raid on a combat service support (CSS) base.

**STANDARD:** The OPFOR element infiltrates the enemy's base and destroys all of the targets. 1. Surprises the enemy forces. 2. Assaults the support base and accomplishes the assigned tasks. 3. Destroys the specified equipment and supplies. 4. Avoids being decisively engaged. 5. Withdraws all personnel from the objective areas within the time prescribed. 6. Obtains all priority intelligence requirements (PIR) from the raid site. 7. Sustains only light casualties from enemy fire.

**TASK:** Conduct an Attack (5-OPFOR-0008)

**CONDITION:** The enemy is conducting tactical operations. The opposing forces (OPFOR) element receives orders to attack the enemy, the area of occupation, or the main supply route (MSR) with smoke.

**STANDARD:** The OPFOR element disrupts the enemy's movement and smoke operations. 1. Determines the delivery method of the smoke attack. 2. Locates the target. 3. Delivers the smoke attack downwind. 4. Attacks the enemy with smoke, and surge attacks when the enemy responds to the smoke.

**TASK:** Disrupt a Net Control Station (NCS) (5-OPFOR-0019)

**CONDITION:** The enemy has established a NCS. The opposing forces (OPFOR) element has radio and jamming equipment.

**STANDARD:** The OPFOR element attempts to disrupt an NCS. 1. Attempts to locate the radio frequency that the unit is operating on. 2. Attempts to enter the radio net. 3. Attempts to issue "bogus" orders to a unit on the net. 4. Jams the radio frequency and forces the unit to go to an alternate frequency.

**TASK:** Disrupt Construction of Vehicle Fighting Positions (5-OPFOR-0020)

**CONDITION:** The opposing forces (OPFOR) element has located the enemy. The priority intelligence requirements (PIR) and other intelligence obtained by OPFOR patrols indicate the enemy is constructing vehicle fighting positions within its defensive area. The OPFOR element has automatic and antiarmor weapons and light mortars.

**STANDARD:** The OPFOR element attempts to disrupt the enemy's efforts to establish vehicle fighting positions. 1. Locates the defensive area. 2. Surprises the main body. 3. Penetrates the defensive area with squad-size probes. 4. Inflicts casualties on the unit. 5. Destroys vehicles. 6. Disrupts the unit's preparations (prevents or delays beyond the unit's allotted time).

**TASK:** Defeat Obstacles (5-OPFOR-0009)

**CONDITION:** The opposing forces (OPFOR) element encounters an obstacle that blocks the avenue of approach as it advances upon the enemy forces.

**STANDARD:** The OPFOR element bypasses or breaches the enemy obstacle. 1. Detects the obstacle before halting its main body. 2. Defeats the obstacle. a. Bypasses the obstacle without entering the engagement areas. b. Breaches the obstacle within 45 minutes and passes its entire force through the obstacle. 3. Does not incur degradation to the point that the mission must be discontinued.

**TASK:** Disrupt an Engineer Reconnaissance (5-OPFOR-0022)

**CONDITION:** The enemy is conducting an engineer reconnaissance. The opposing forces (OPFOR) element is positioned along the enemy's route.

**STANDARD:** The OPFOR element disrupts an engineer reconnaissance. 1. Prevents the unit from meeting its specified time schedule. 2. Forces the unit to deviate from its specified route. 3. Prevents the unit from accomplishing its assigned engineer reconnaissance. 4. Surprises the unit conducting the reconnaissance.

**TASK:** Conduct an Aerial Reconnaissance (5-OPFOR-0010)

**CONDITION:** The opposing forces (OPFOR) headquarters (HQ) element requires intelligence on the locations and identification of the enemy elements. Aircraft is dispatched to take photographs and make a visual inspection of the enemy rear area.

**STANDARD:** The OPFOR element gathers photograph intelligence of the enemy. 1. Photographs the assigned sectors. 2. Makes quick visual checks where the ceiling is low. 3. Locates enemy positions in the area, particularly support and storage bases, and command and control (C2) facilities. 4. Sustains no loss of aircraft. 5. Reports priority intelligence requirements (PIR) and other information requirements to the OPFOR HQ.

**TASK:** Conduct Terrorist and Saboteur Attacks (5-OPFOR-0005)

**CONDITION:** The opposing forces (OPFOR) element dispatches small teams into the enemy's rear area to disrupt combat service support (CSS) operations.

**STANDARD:** The enemy sustains disrupted command and control (C2), destroyed equipment and supplies, and light casualties. 1. Locates rear support bases and C2 facilities. 2. Delays and disrupts CSS operations through probes. 3. Infiltrates CSS bases to conduct sabotage and terrorist activities. 4. Inflicts light casualties. 5. Destroys supplies and equipment.

**TASK:** Disrupt Defensive Preparations (5-OPFOR-0018)

**CONDITION:** The opposing forces (OPFOR) element has located the enemy. Priority intelligence requirements (PIR) and other intelligence requirements obtained by OPFOR patrols indicate that the enemy elements are establishing defensive positions. The OPFOR element has automatic and antiarmor weapons and light mortars.

**STANDARD:** The OPFOR element disrupts and delays the enemy's defensive preparations. 1. Locates and penetrates the enemy's security system. 2. Forces the enemy to delay defensive preparations. 3. Disrupts the enemy's obstacle preparations.

**TASK:** Disrupt Quarters Party Operations (5-OPFOR-0017)

**CONDITION:** The enemy is conducting quarters party operations. It has established an assembly area (AA) but has not moved in the main body.

**STANDARD:** The opposing forces (OPFOR) element attempts to disrupt quarters party operations and infiltrate the enemy's AA. 1. Locates the quarters party and the AA. 2. Surprises the main body. 3. Penetrates the AA with squad-size probes. 4. Inflicts personnel casualties and vehicle damage. 5. Disrupts the unit's preparations (prevents or delays beyond the unit's allotted time).

**TASK:** Disrupt Enemy Movement and Operations Using Tactical Nuclear Weapons (5-OPFOR-0016)

**CONDITION:** The opposing forces (OPFOR) element has located the enemy. Priority intelligence requirements (PIR) and other intelligence requirements have been obtained by OPFOR patrols. Tactical nuclear weapons are employed against key locations in the rear area.

**STANDARD:** The OPFOR element disrupts enemy movement and operations. 1. Disrupts or delays the movement of the enemy's equipment and supplies to the forward areas. 2. Destroys enemy equipment and supplies. 3. Inflicts a high rate of nuclear casualties among the enemy forces. 4. Denies the enemy the use of specified areas. 5. Contaminates the enemy's equipment and supplies.

**TASK:** Disrupt Enemy Movement and Operations Using Persistent and Nonpersistent Chemical Weapons (5-OPFOR-0015)

**CONDITION:** The opposing forces (OPFOR) element has located the enemy. Priority intelligence requirements (PIR) and other intelligence requirements have been obtained by OPFOR patrols. The OPFOR units deliver chemical agents, by means of conventional artillery weapons or aircraft, along selected supply routes and key bases in the rear area.

**STANDARD:** The OPFOR element disrupts enemy movement and operations using persistent and nonpersistent chemical weapons. 1. Delivers chemical agents in low and densely wooded areas. 2. Delays the movement of enemy supplies and equipment to the forward areas. 3. Restricts the movement of the enemy units in the rear area. 4. Channels the movement of enemy units into predesignated ambush areas. 5. Contaminates enemy supplies and equipment. 6. Inflicts a high rate of casualties on enemy forces.

**TASK:** Counter Passage of Lines (5-OPFOR-0012)

**CONDITION:** Enemy forces are in defensive positions, but they are expected to attempt passage-of-lines operations. The opposing forces (OPFOR) received orders to disrupt enemy passage-of-lines operations.

**STANDARD:** The OPFOR element delays or prevents enemy passage of lines. 1. Delays the passage. 2. Prevents the company from moving all personnel through the stationary unit. 3. Engages the main body of either the moving or the stationary unit.

**TASK:** Disrupt Movement (5-OPFOR-0014)

**CONDITION:** The enemy is expected to move through the opposing forces (OPFOR) element's area of operations. The OPFOR element has received an operation order (OPORD) or fragmentary order (FRAGO) to disrupt enemy movement. The enemy has the capability to defend with direct fire and antiarmor weapons.

**STANDARD:** The OPFOR element delays enemy movement. 1. Delays the element. 2. Forces the element to deviate from its route. 3. Prevents the element from reaching its destination. 4. Surprises the element's main body.

**TASK:** Conduct Air Attacks (5-OPFOR-0002)

**CONDITION:** The opposing forces (OPFOR) element in the rear area has forwarded the positions of the enemy support sites or the locations of moving elements. The OPFOR aircraft have been dispatched to attack enemy installations or convoys.

**STANDARD:** The OPFOR element attempts to delay, disrupt, or damage the enemy targets by air. 1. Locates the target (support sites or convoys). 2. Makes attack runs on the designated targets. 3. Inflicts heavy damage to the selected target. 4. Sustains no loss of aircraft. 5. Delays moving the force for more than one hour.

**TASK:** Defend a Minefield (5-OPFOR-0023)

**CONDITION:** The enemy is conducting a minefield sweeping operation. The opposing forces (OPFOR) element has a minefield placed in the enemy's path. The minefield is under constant observation and fire.

**STANDARD:** The OPFOR element defends a minefield against an enemy element conducting a minefield sweeping operation. 1. Prevents the unit from detecting the obstacle. 2. Disrupts the minefield sweeping operation. 3. Prevents the unit from conducting the minefield sweeping operation, prevents the unit from moving all personnel through the breach, or delays the completion of the minefield sweeping operation for more than 45 minutes.

**TASK:** Disrupt Assembly Area (AA) Activities (5-OPFOR-0013)

**CONDITION:** Intelligence reports indicate that platoon- and company-size enemy units are operating in the opposing forces (OPFOR) area of operations. Enemy units can defend from AAs with direct fire, antiarmor weapons, and indirect fire. The enemy has close air support (CAS) and nuclear, biological, and chemical (NBC) capabilities.

**STANDARD:** The OPFOR element locates and disrupts the enemy's AA activities. 1. Locates the element's AA. 2. Probes the AA with squad- or team-size elements. 3. Inflicts more than 5 percent casualties on the element. 4. Disrupts the element's preparations (prevents or delays beyond the element's allotted time).

**TASK:** Conduct an Ambush (5-OPFOR-0007)

**CONDITION:** The enemy is moving in a convoy. The opposing forces (OPFOR) element is positioned along the enemy's route.

**STANDARD:** The OPFOR element inflicts casualties on the enemy and causes vehicle and equipment damage. 1. Prepares an ambush site before the element arrives. 2. Surprises march element forces. 3. Inflicts heavy casualties within the designated kill zone. 4. Inflicts heavy damage to the vehicles and the equipment within the designated kill zone. 5. Delays the march element from reaching a specified destination for a specified period of time. 6. Withdraws on order. 7. Sustains no casualties. 8. Reports actions to superiors.

**TASK:** Maintain Contact (5-OPFOR-0003)

**CONDITION:** The opposing forces (OPFOR) element is engaged with enemy base-defense forces. The enemy forces are withdrawing under pressure.

**STANDARD:** The OPFOR element maintains enemy contact while the enemy withdraws. 1. Engages the enemy forces decisively. 2. Advances the OPFOR as the enemy forces withdraw. 3. Inflicts heavy casualties. 4. Captures the members of the enemy force. 5. Captures documents and equipment. 6. Safeguards the captured documents, the equipment, and the personnel.

**TASK:** Disrupt a Route Reconnaissance (5-OPFOR-0021)

**CONDITION:** The enemy is conducting a route reconnaissance. The opposing forces (OPFOR) element is positioned along the enemy's route.

**STANDARD:** The OPFOR element attempts to disrupt a squad/section conducting a route reconnaissance. 1. Prevents the unit from meeting its specified time schedule. 2. Forces the unit to deviate from its specified route. 3. Prevents the unit from reaching its assigned destination. 4. Surprises the squad/section. 5. Inflicts casualties on the unit.

- ELEMENTS:** Treatment Team  
 Ambulance Team  
 Equipment Platoon Headquarters  
 Construction Equipment Section  
 Asphalt and Concrete Section  
 Dump Truck Section  
 Maintenance Platoon Headquarters

**TASK:** Establish Jobsite Security (05-3-0904.05-R01A)  
 (FM 7-8) (FM 5-10) (FM 5-34)  
 (FM 71-1) (FM 7-7)

**ITERATION:** 1 2 3 4 5 M (Circle)

**COMMANDER/LEADER ASSESSMENT:** T P U (Circle)

**CONDITIONS:** The element receives a fragmentary order (FRAGO) or an operation order (OPORD) to conduct a tactical mission at an eight-digit grid location. Digital units have performed functionality checks, and systems are operational. This task is performed during darkness and daylight and in all weather conditions. Some iterations of this task should be performed in MOPP4.

**TASK STANDARDS:** The element establishes local security and tenable defensive positions that provide early warning and protection from an enemy attack. The enemy's presence is not a surprise. The only time restraints are those specified in the FRAGO or the OPORD. Digital units submit reports and locations using frequency-modulated (FM) or digital means to update the common operational picture (COP) and maintain situational awareness (SA) to conduct combat operations. The time required to perform this task is increased when conducting it in mission-oriented protection posture (MOPP) 4.

TASK STEPS AND PERFORMANCE MEASURES	GO	NO-GO
<p>* 1. The element leader receives a FRAGO or an OPORD to conduct a tactical mission at an eight-digit grid location.</p> <ul style="list-style-type: none"> <li>a. Conducted a mission analysis.                             <ul style="list-style-type: none"> <li>(1) If a maneuver force was providing security, the element followed procedures beginning with Subtask 4.</li> <li>(2) If the unit was working alone or in an isolated area, the element leader designated overwatch and reconnaissance/mine-sweeping teams and followed procedures beginning with Subtask 2.</li> </ul> </li> <li>b. Conducted a thorough map reconnaissance.</li> </ul> <p>NOTE: Digital units request intelligence information by requesting All-Source Analysis System (ASAS) information and Digital Topographic Support System (DTSS) products from higher headquarters (HQ).</p> <ul style="list-style-type: none"> <li>c. Reviewed the unit's tactical standing operating procedure (TACSOP) or standing operating procedure (SOP).</li> <li>d. Conducted troop-leading procedures.</li> <li>e. Conducted precombat checks (PCCs) and precombat inspections (PCIs).</li> </ul> <p>* 2. The element occupies a stationary overwatch position at the site. The overwatch team leader--</p> <ul style="list-style-type: none"> <li>a. Selected a covered and concealed position.</li> <li>b. Assigned a sector of observation and fire (refer to Field Manual [FM] 71-1).</li> <li>c. Directed the overwatch team to use all available sights and other visual devices to scan the sector and identify enemy forces.</li> </ul> <p>3. The reconnaissance/mine-sweeping team secures the site.</p> <ul style="list-style-type: none"> <li>a. Checked for a possible enemy ambush at the site.</li> </ul>		

TASK STEPS AND PERFORMANCE MEASURES	GO	NO-GO
<p>b. Located, marked, and reported any mines or unexploded ordnance (UXO) on the site. The chain of command reported the hazard to explosive ordnance disposal (EOD) personnel for disposal.</p> <p>4. The element moves into and occupies the position after the site is clear.</p> <p>* 5. The element leader reconnoiters tentative fighting positions.</p> <ul style="list-style-type: none"> <li>a. Identified avenues of approach.</li> <li>b. Identified observation posts (OP) or patrol routes to secure the perimeter.</li> <li>c. Identified crew-served weapons positions.</li> <li>d. Established withdrawal routes.</li> <li>e. Identified dismounted-personnel positions.</li> <li>f. Positioned vehicles in covered and concealed positions.</li> <li>g. Established sectors of fire and general positions for crew-served weapons and vehicles.</li> <li>h. Designated which fighting positions, OPs, or patrols would be manned full time. The patrol or OP team moved to an assigned position. The patrol or OP team-- <ul style="list-style-type: none"> <li>(1) Provided early warning and close-in security.</li> <li>(2) Offered cover and concealment for occupants.</li> <li>(3) Established a concealed route leading to and away from the OP.</li> <li>(4) Operated according to the unit's TACSOP or SOP until relieved.</li> <li>(5) Maintained communications with the command post.</li> </ul> </li> <li>i. Supervised the positioning of the chemical alarm. <ul style="list-style-type: none"> <li>(1) Placed the alarm 150 meters upwind from the unit.</li> <li>(2) Ensured that the alarm was within visible site of the elements position to prevent it from being tampered with by the enemy.</li> <li>(3) Did not place the alarm in a depression.</li> <li>(4) Moved the chemical alarm if the wind shifted.</li> </ul> </li> <li>j. Subordinate leaders designated individual positions. <ul style="list-style-type: none"> <li>(1) Designated primary fighting positions.</li> <li>(2) Designated alternate fighting positions.</li> <li>(3) Established sectors of fire for each individual and ensured that individual range cards and element sector sketches were complete according to the unit's TACSOP or SOP.</li> </ul> </li> </ul> <p>NOTE: The unit's TACSOP or SOP should have a set time standard for completing the range cards and sector sketches.</p> <ul style="list-style-type: none"> <li>k. Maintained communications with the supported maneuver force and higher HQ.</li> <li>l. Emplaced protective obstacles, if required, based on the five-step risk management process.</li> </ul> <p>NOTE: The unit should establish alert procedures and rehearse the procedures onsite with a 100 percent occupation of the position.</p> <p>6. The element begins work.</p> <ul style="list-style-type: none"> <li>a. Kept individual weapons within close reach.</li> <li>b. Maintained noise and light discipline.</li> <li>c. Maintained camouflage procedures.</li> <li>d. Maintained the directed MOPP level.</li> <li>e. Maintained communications with the supported maneuver force or higher HQ.</li> </ul> <p>NOTE: Digital units send reports and update the COP using the Force XXI Battle Command Brigade and Below (FBCB2) System or FM means according to the unit's TACSOP.</p>		

TASK PERFORMANCE / EVALUATION SUMMARY BLOCK							
ITERATION	1	2	3	4	5	M	TOTAL
TOTAL TASK STEPS EVALUATED							
TOTAL TASK STEPS "GO"							
TRAINING STATUS "GO"/"NO-GO"							

"\*" indicates a leader task step.

**SUPPORTING INDIVIDUAL TASKS**

Task Number	Task Title	References
031-503-4002	Supervise Unit Preparation for NBC Attack	STP 21-24-SMCT
052-194-3500	Conduct a Patrol	STP 5-12B24-SM-TG STP 5-62G13-SM-TG

**SUPPORTING COLLECTIVE TASKS**

Task Number	Task Title	References
05-2-0301	Camouflage Vehicles and Equipment	ARTEP 5-025-66-MTP ARTEP 5-026-34-MTP ARTEP 5-027-35-MTP ARTEP 5-053-11-MTP ARTEP 5-053-12-MTP ARTEP 5-053-35-MTP ARTEP 5-063-10-MTP ARTEP 5-063-11-MTP ARTEP 5-063-35-MTP ARTEP 5-113-11-MTP ARTEP 5-113-12-MTP ARTEP 5-113-35-MTP ARTEP 5-155-66-MTP ARTEP 5-156-34-MTP ARTEP 5-157-10-MTP ARTEP 5-157-35-MTP ARTEP 5-215-66-MTP ARTEP 5-216-34-MTP ARTEP 5-217-10-MTP ARTEP 5-217-35-MTP ARTEP 5-332-68-MTP ARTEP 5-335-65-MTP ARTEP 5-335-66-MTP ARTEP 5-335-70-MTP ARTEP 5-336-34-MTP ARTEP 5-337-10-MTP ARTEP 5-337-35-MTP ARTEP 5-413-35-MTP ARTEP 5-416-34-MTP ARTEP 5-417-13-MTP ARTEP 5-417-17-MTP ARTEP 5-417-35-MTP ARTEP 5-423-11-MTP ARTEP 5-424-35-MTP ARTEP 5-425-66-MTP



**SUPPORTING COLLECTIVE TASKS**

Task Number	Task Title	References
		ARTEP 5-426-34-MTP
		ARTEP 5-427-10-MTP
		ARTEP 5-427-35-MTP
		ARTEP 5-434-35-MTP
		ARTEP 5-435-66-MTP
		ARTEP 5-435-67-MTP
		ARTEP 5-436-35-MTP
		ARTEP 5-436-37-MTP
		ARTEP 5-437-10-MTP
		ARTEP 5-437-11-MTP
		ARTEP 5-437-36-MTP
		ARTEP 5-437-38-MTP
		ARTEP 5-443-35-MTP
		ARTEP 5-445-64-MTP
		ARTEP 5-445-66-MTP
		ARTEP 5-446-34-MTP
		ARTEP 5-446-36-MTP
		ARTEP 5-447-10-MTP
		ARTEP 5-447-11-MTP
		ARTEP 5-447-35-MTP
		ARTEP 5-447-37-MTP
		ARTEP 5-463-10-MTP
		ARTEP 5-463-12-MTP
		ARTEP 5-463-15-MTP
		ARTEP 5-463-17-MTP
		ARTEP 5-463-35-MTP
		ARTEP 5-463-36-MTP
		ARTEP 5-473-35-MTP
		ARTEP 5-500-66-MTP
		ARTEP 5-520-10-MTP
		ARTEP 5-520-14-MTP
		ARTEP 5-530-14-MTP
		ARTEP 5-530-16-MTP
		ARTEP 5-603-35-MTP
		ARTEP 5-606-34-MTP
		ARTEP 5-607-35-MTP
05-2-0908	Conduct Quartering Party Operations	ARTEP 5-025-66-MTP
		ARTEP 5-026-34-MTP
		ARTEP 5-027-10-MTP
		ARTEP 5-027-35-MTP
		ARTEP 5-053-11-MTP
		ARTEP 5-053-12-MTP
		ARTEP 5-063-10-MTP
		ARTEP 5-063-11-MTP
		ARTEP 5-063-35-MTP
		ARTEP 5-113-11-MTP
		ARTEP 5-113-12-MTP
		ARTEP 5-113-35-MTP
		ARTEP 5-155-66-MTP
		ARTEP 5-156-34-MTP
		ARTEP 5-157-10-MTP
		ARTEP 5-157-35-MTP
		ARTEP 5-215-66-MTP

**SUPPORTING COLLECTIVE TASKS**

Task Number	Task Title	References
		ARTEP 5-216-34-MTP
		ARTEP 5-217-10-MTP
		ARTEP 5-217-35-MTP
		ARTEP 5-335-70-MTP
		ARTEP 5-337-10-MTP
		ARTEP 5-337-35-MTP
		ARTEP 5-413-35-MTP
		ARTEP 5-416-34-MTP
		ARTEP 5-417-35-MTP
		ARTEP 5-423-35-MTP
		ARTEP 5-424-35-MTP
		ARTEP 5-425-66-MTP
		ARTEP 5-426-34-MTP
		ARTEP 5-427-10-MTP
		ARTEP 5-427-35-MTP
		ARTEP 5-434-35-MTP
		ARTEP 5-436-35-MTP
		ARTEP 5-436-37-MTP
		ARTEP 5-437-10-MTP
		ARTEP 5-437-11-MTP
		ARTEP 5-437-36-MTP
		ARTEP 5-437-38-MTP
		ARTEP 5-443-35-MTP
		ARTEP 5-445-64-MTP
		ARTEP 5-445-66-MTP
		ARTEP 5-446-34-MTP
		ARTEP 5-446-36-MTP
		ARTEP 5-447-10-MTP
		ARTEP 5-447-11-MTP
		ARTEP 5-447-35-MTP
		ARTEP 5-447-37-MTP
		ARTEP 5-463-10-MTP
		ARTEP 5-463-12-MTP
		ARTEP 5-463-15-MTP
		ARTEP 5-463-17-MTP
		ARTEP 5-463-35-MTP
		ARTEP 5-463-36-MTP
		ARTEP 5-473-35-MTP
		ARTEP 5-500-66-MTP
		ARTEP 5-603-35-MTP
		ARTEP 5-606-34-MTP
		ARTEP 5-607-35-MTP
		ARTEP 5-608-35-MTP
05-2-1218	Conduct Report Procedures	ARTEP 5-026-34-MTP
		ARTEP 5-027-10-MTP
		ARTEP 5-053-11-MTP
		ARTEP 5-053-12-MTP
		ARTEP 5-053-35-MTP
		ARTEP 5-063-10-MTP
		ARTEP 5-063-11-MTP
		ARTEP 5-063-35-MTP
		ARTEP 5-113-11-MTP
		ARTEP 5-113-12-MTP

**SUPPORTING COLLECTIVE TASKS**

Task Number	Task Title	References
05-2-7008	Prepare an Operation Order (OPORD) (Company/Platoon)	ARTEP 5-113-35-MTP ARTEP 5-156-34-MTP ARTEP 5-157-10-MTP ARTEP 5-216-34-MTP ARTEP 5-217-10-MTP ARTEP 5-335-60-MTP ARTEP 5-335-65-MTP ARTEP 5-337-10-MTP ARTEP 5-337-35-MTP ARTEP 5-423-11-MTP ARTEP 5-424-35-MTP ARTEP 5-426-34-MTP ARTEP 5-427-10-MTP ARTEP 5-434-35-MTP ARTEP 5-435-67-MTP ARTEP 5-437-10-MTP ARTEP 5-437-11-MTP ARTEP 5-437-36-MTP ARTEP 5-437-38-MTP ARTEP 5-446-34-MTP ARTEP 5-446-36-MTP ARTEP 5-447-10-MTP ARTEP 5-447-11-MTP ARTEP 5-463-10-MTP ARTEP 5-463-12-MTP ARTEP 5-463-15-MTP ARTEP 5-463-17-MTP ARTEP 5-603-35-MTP ARTEP 5-026-34-MTP
		ARTEP 5-027-10-MTP ARTEP 5-027-35-MTP ARTEP 5-053-11-MTP ARTEP 5-053-12-MTP ARTEP 5-053-35-MTP ARTEP 5-063-10-MTP ARTEP 5-063-11-MTP ARTEP 5-063-35-MTP ARTEP 5-113-11-MTP ARTEP 5-113-12-MTP ARTEP 5-113-35-MTP ARTEP 5-145-12-MTP ARTEP 5-145-32-MTP ARTEP 5-156-34-MTP ARTEP 5-157-10-MTP ARTEP 5-157-35-MTP ARTEP 5-216-34-MTP ARTEP 5-217-10-MTP ARTEP 5-217-35-MTP ARTEP 5-335-60-MTP ARTEP 5-335-65-MTP ARTEP 5-335-70-MTP ARTEP 5-336-34-MTP

**SUPPORTING COLLECTIVE TASKS**

<b>Task Number</b>	<b>Task Title</b>	<b>References</b>
		ARTEP 5-337-10-MTP
		ARTEP 5-337-35-MTP
		ARTEP 5-413-35-MTP
		ARTEP 5-416-14-MTP
		ARTEP 5-416-34-MTP
		ARTEP 5-417-13-MTP
		ARTEP 5-423-11-MTP
		ARTEP 5-423-35-MTP
		ARTEP 5-424-35-MTP
		ARTEP 5-426-34-MTP
		ARTEP 5-427-10-MTP
		ARTEP 5-427-35-MTP
		ARTEP 5-434-35-MTP
		ARTEP 5-436-35-MTP
		ARTEP 5-436-37-MTP
		ARTEP 5-437-10-MTP
		ARTEP 5-437-11-MTP
		ARTEP 5-437-36-MTP
		ARTEP 5-437-38-MTP
		ARTEP 5-446-34-MTP
		ARTEP 5-446-36-MTP
		ARTEP 5-447-10-MTP
		ARTEP 5-447-11-MTP
		ARTEP 5-447-35-MTP
		ARTEP 5-447-37-MTP
		ARTEP 5-463-10-MTP
		ARTEP 5-463-12-MTP
		ARTEP 5-463-15-MTP
		ARTEP 5-463-17-MTP
		ARTEP 5-463-35-MTP
		ARTEP 5-463-36-MTP
		ARTEP 5-473-35-MTP
		ARTEP 5-500-66-MTP
		ARTEP 5-520-10-MTP
		ARTEP 5-520-12-MTP
		ARTEP 5-520-14-MTP
		ARTEP 5-530-14-MTP
		ARTEP 5-530-16-MTP
		ARTEP 5-603-35-MTP
		ARTEP 5-605-66-MTP
		ARTEP 5-607-35-MTP
		ARTEP 5-608-35-MTP
		ARTEP 5-616-34-MTP
		ARTEP 5-617-10-MTP
		ARTEP 5-617-11-MTP
		ARTEP 5-617-35-MTP

**OPFOR TASKS AND STANDARDS**

**TASK:** Defend a Minefield (5-OPFOR-0023)

**CONDITION:** The enemy is conducting a minefield sweeping operation. The opposing forces (OPFOR) element has a minefield placed in the enemy's path. The minefield is under constant observation and fire.

**STANDARD:** The OPFOR element defends a minefield against an enemy element conducting a minefield sweeping operation. 1. Prevents the unit from detecting the obstacle. 2. Disrupts the minefield sweeping operation. 3. Prevents the unit from conducting the minefield sweeping operation, prevents the unit from moving all personnel through the breach, or delays the completion of the minefield sweeping operation for more than 45 minutes.

**TASK:** Attack (5-OPFOR-0001)

**CONDITION:** The opposing forces (OPFOR) element has located the enemy. The priority intelligence requirements (PIR) and the other intelligence requirements have been obtained by OPFOR patrols. The OPFOR element has automatic and antiarmor weapons and light mortars.

**STANDARD:** The OPFOR element attempts to seize the terrain, the vehicles, or the equipment. 1. Develops an attack plan. 2. Surprises the enemy unit's main body. 3. Initiates the attack using a scheme of maneuver that exploits the enemy's flanks, gaps, and weaknesses. 4. Uses covered and concealed routes to approach the enemy forces' flanks, gaps, or weakly held areas. 5. Employs indirect fire to support the attack. 6. Penetrates enemy defenses. 7. Destroys the equipment and the supplies. 8. Inflicts heavy casualties. 9. Isolates the combat service support (CSS) base by blocking the reinforcements. 10. Forces the enemy units to displace. 11. Avoids being fixed in one position. 12. Withdraws before the CSS base is reinforced with tactical combat forces.

**TASK:** Conduct Air Attacks (5-OPFOR-0002)

**CONDITION:** The opposing forces (OPFOR) element in the rear area has forwarded the positions of the enemy support sites or the locations of moving elements. The OPFOR aircraft have been dispatched to attack enemy installations or convoys.

**STANDARD:** The OPFOR element attempts to delay, disrupt, or damage the enemy targets by air. 1. Locates the target (support sites or convoys). 2. Makes attack runs on the designated targets. 3. Inflicts heavy damage to the selected target. 4. Sustains no loss of aircraft. 5. Delays moving the force for more than one hour.

**TASK:** Conduct a Raid (5-OPFOR-0004)

**CONDITION:** The opposing forces (OPFOR) element has occupied an objective rally point and has orders to conduct a raid on a combat service support (CSS) base.

**STANDARD:** The OPFOR element infiltrates the enemy's base and destroys all of the targets. 1. Surprises the enemy forces. 2. Assaults the support base and accomplishes the assigned tasks. 3. Destroys the specified equipment and supplies. 4. Avoids being decisively engaged. 5. Withdraws all personnel from the objective areas within the time prescribed. 6. Obtains all priority intelligence requirements (PIR) from the raid site. 7. Sustains only light casualties from enemy fire.

**TASK:** Conduct Terrorist and Saboteur Attacks (5-OPFOR-0005)

**CONDITION:** The opposing forces (OPFOR) element dispatches small teams into the enemy's rear area to disrupt combat service support (CSS) operations.

**STANDARD:** The enemy sustains disrupted command and control (C2), destroyed equipment and supplies, and light casualties. 1. Locates rear support bases and C2 facilities. 2. Delays and disrupts CSS operations through probes. 3. Infiltrates CSS bases to conduct sabotage and terrorist activities. 4. Inflicts light casualties. 5. Destroys supplies and equipment.

**TASK:** Conduct Sniper Operations (5-OPFOR-0006)

**CONDITION:** The opposing forces (OPFOR) element has assigned snipers (regular or irregular elements) in the enemy's rear area along the main supply route (MSR) and near support sites.

**STANDARD:** The OPFOR element kills or wounds targets. 1. Sets up a well-concealed location. 2. Engages vehicle drivers or personnel on foot with short bursts of semiautomatic fire. 3. Kills or wounds selected targets. 4. Prevents the position from being discovered by enemy forces. 5. Evacuates the area without being spotted. 6. Reports all specified priority intelligence requirements (PIR) and other intelligence requirements to the OPFOR headquarters (HQ).

**TASK:** Conduct an Attack (5-OPFOR-0008)

**CONDITION:** The enemy is conducting tactical operations. The opposing forces (OPFOR) element receives orders to attack the enemy, the area of occupation, or the main supply route (MSR) with smoke.

**STANDARD:** The OPFOR element disrupts the enemy's movement and smoke operations. 1. Determines the delivery method of the smoke attack. 2. Locates the target. 3. Delivers the smoke attack downwind. 4. Attacks the enemy with smoke, and surge attacks when the enemy responds to the smoke.

**TASK:** Conduct an Aerial Reconnaissance (5-OPFOR-0010)

**CONDITION:** The opposing forces (OPFOR) headquarters (HQ) element requires intelligence on the locations and identification of the enemy elements. Aircraft is dispatched to take photographs and make a visual inspection of the enemy rear area.

**STANDARD:** The OPFOR element gathers photograph intelligence of the enemy. 1. Photographs the assigned sectors. 2. Makes quick visual checks where the ceiling is low. 3. Locates enemy positions in the area, particularly support and storage bases, and command and control (C2) facilities. 4. Sustains no loss of aircraft. 5. Reports priority intelligence requirements (PIR) and other information requirements to the OPFOR HQ.

**TASK:** Gather Intelligence (5-OPFOR-0011)

**CONDITION:** The opposing forces (OPFOR) small element, operating in the rear area, is planning attacks on enemy bases. Information is needed to complete the plans.

**STANDARD:** The OPFOR element infiltrates, gathers intelligence information, and submits its findings to the command. 1. Identifies all priority intelligence requirements (PIR) and other intelligence requirements. 2. Passes through any outpost, defensive wire, or warning devices undetected. 3. Moves to an observation point that offers cover and concealment and is clear enough to gather PIR and other intelligence requirements. 4. Gathers all PIR and other intelligence requirements. 5. Withdraws from the area undetected. 6. Reports all information to the OPFOR headquarters (HQ).

**TASK:** Disrupt a Route Reconnaissance (5-OPFOR-0021)

**CONDITION:** The enemy is conducting a route reconnaissance. The opposing forces (OPFOR) element is positioned along the enemy's route.

**STANDARD:** The OPFOR element attempts to disrupt a squad/section conducting a route reconnaissance. 1. Prevents the unit from meeting its specified time schedule. 2. Forces the unit to deviate from its specified route. 3. Prevents the unit from reaching its assigned destination. 4. Surprises the squad/section. 5. Inflicts casualties on the unit.

**TASK:** Maintain Contact (5-OPFOR-0003)

**CONDITION:** The opposing forces (OPFOR) element is engaged with enemy base-defense forces. The enemy forces are withdrawing under pressure.

**STANDARD:** The OPFOR element maintains enemy contact while the enemy withdraws. 1. Engages the enemy forces decisively. 2. Advances the OPFOR as the enemy forces withdraw. 3. Inflicts heavy casualties. 4. Captures the members of the enemy force. 5. Captures documents and equipment. 6. Safeguards the captured documents, the equipment, and the personnel.

**TASK:** Disrupt a Net Control Station (NCS) (5-OPFOR-0019)

**CONDITION:** The enemy has established a NCS. The opposing forces (OPFOR) element has radio and jamming equipment.

**STANDARD:** The OPFOR element attempts to disrupt an NCS. 1. Attempts to locate the radio frequency that the unit is operating on. 2. Attempts to enter the radio net. 3. Attempts to issue "bogus" orders to a unit on the net. 4. Jams the radio frequency and forces the unit to go to an alternate frequency.

**TASK:** Disrupt Construction of Vehicle Fighting Positions (5-OPFOR-0020)

**CONDITION:** The opposing forces (OPFOR) element has located the enemy. The priority intelligence requirements (PIR) and other intelligence obtained by OPFOR patrols indicate the enemy is constructing vehicle fighting positions within its defensive area. The OPFOR element has automatic and antiarmor weapons and light mortars.

**STANDARD:** The OPFOR element attempts to disrupt the enemy's efforts to establish vehicle fighting positions. 1. Locates the defensive area. 2. Surprises the main body. 3. Penetrates the defensive area with squad-size probes. 4. Inflicts casualties on the unit. 5. Destroys vehicles. 6. Disrupts the unit's preparations (prevents or delays beyond the unit's allotted time).

**TASK:** Defeat Obstacles (5-OPFOR-0009)

**CONDITION:** The opposing forces (OPFOR) element encounters an obstacle that blocks the avenue of approach as it advances upon the enemy forces.

**STANDARD:** The OPFOR element bypasses or breaches the enemy obstacle. 1. Detects the obstacle before halting its main body. 2. Defeats the obstacle. a. Bypasses the obstacle without entering the engagement areas. b. Breaches the obstacle within 45 minutes and passes its entire force through the obstacle. 3. Does not incur degradation to the point that the mission must be discontinued.

**TASK:** Disrupt an Engineer Reconnaissance (5-OPFOR-0022)

**CONDITION:** The enemy is conducting an engineer reconnaissance. The opposing forces (OPFOR) element is positioned along the enemy's route.

**STANDARD:** The OPFOR element disrupts an engineer reconnaissance. 1. Prevents the unit from meeting its specified time schedule. 2. Forces the unit to deviate from its specified route. 3. Prevents the unit from accomplishing its assigned engineer reconnaissance. 4. Surprises the unit conducting the reconnaissance.

**TASK:** Conduct an Ambush (5-OPFOR-0007)

**CONDITION:** The enemy is moving in a convoy. The opposing forces (OPFOR) element is positioned along the enemy's route.

**STANDARD:** The OPFOR element inflicts casualties on the enemy and causes vehicle and equipment damage. 1. Prepares an ambush site before the element arrives. 2. Surprises march element forces. 3. Inflicts heavy casualties within the designated kill zone. 4. Inflicts heavy damage to the vehicles and the equipment within the designated kill zone. 5. Delays the march element from reaching a specified destination for a specified period of time. 6. Withdraws on order. 7. Sustains no casualties. 8. Reports actions to superiors.

**TASK:** Surrender to the Capturing Unit on the Battlefield (5-OPFOR-0024)

**CONDITION:** The enemy has captured opposing forces (OPFOR) element's soldiers, documents, and equipment sensitive to the OPFOR tactical operations.

**STANDARD:** The OPFOR soldiers retain or destroy documents and equipment. The OPFOR element surrenders the documents and the equipment of no tactical use to the enemy and attempts to conceal or destroy items of tactical value. The OPFOR element attempts escape and evasion. 1. Prevents the successful capture of the documents and the equipment. 2. Destroys the documents and the equipment. 3. Removes identifying markings from the equipment. 4. Removes unit-identifying insignia. 5. Provides misleading information. 6. Plans an escape. 7. Delays movement to the nearest collection point. 8. Prevents safeguarding of the enemy prisoners of war (EPWs) in order to cause embarrassment to the United States (US).

**TASK:** Disrupt Defensive Preparations (5-OPFOR-0018)

**CONDITION:** The opposing forces (OPFOR) element has located the enemy. Priority intelligence requirements (PIR) and other intelligence requirements obtained by OPFOR patrols indicate that the enemy elements are establishing defensive positions. The OPFOR element has automatic and antiarmor weapons and light mortars.

**STANDARD:** The OPFOR element disrupts and delays the enemy's defensive preparations. 1. Locates and penetrates the enemy's security system. 2. Forces the enemy to delay defensive preparations. 3. Disrupts the enemy's obstacle preparations.

**TASK:** Disrupt Quarters Party Operations (5-OPFOR-0017)

**CONDITION:** The enemy is conducting quarters party operations. It has established an assembly area (AA) but has not moved in the main body.

**STANDARD:** The opposing forces (OPFOR) element attempts to disrupt quarters party operations and infiltrate the enemy's AA. 1. Locates the quarters party and the AA. 2. Surprises the main body. 3. Penetrates the AA with squad-size probes. 4. Inflicts personnel casualties and vehicle damage. 5. Disrupts the unit's preparations (prevents or delays beyond the unit's allotted time).

**TASK:** Disrupt Enemy Movement and Operations Using Tactical Nuclear Weapons (5-OPFOR-0016)

**CONDITION:** The opposing forces (OPFOR) element has located the enemy. Priority intelligence requirements (PIR) and other intelligence requirements have been obtained by OPFOR patrols. Tactical nuclear weapons are employed against key locations in the rear area.

**STANDARD:** The OPFOR element disrupts enemy movement and operations. 1. Disrupts or delays the movement of the enemy's equipment and supplies to the forward areas. 2. Destroys enemy equipment and supplies. 3. Inflicts a high rate of nuclear casualties among the enemy forces. 4. Denies the enemy the use of specified areas. 5. Contaminates the enemy's equipment and supplies.

**TASK:** Disrupt Enemy Movement and Operations Using Persistent and Nonpersistent Chemical Weapons (5-OPFOR-0015)



**CONDITION:** The opposing forces (OPFOR) element has located the enemy. Priority intelligence requirements (PIR) and other intelligence requirements have been obtained by OPFOR patrols. The OPFOR units deliver chemical agents, by means of conventional artillery weapons or aircraft, along selected supply routes and key bases in the rear area.

**STANDARD:** The OPFOR element disrupts enemy movement and operations using persistent and nonpersistent chemical weapons. 1. Delivers chemical agents in low and densely wooded areas. 2. Delays the movement of enemy supplies and equipment to the forward areas. 3. Restricts the movement of the enemy units in the rear area. 4. Channels the movement of enemy units into predesignated ambush areas. 5. Contaminates enemy supplies and equipment. 6. Inflicts a high rate of casualties on enemy forces.

**TASK:** Counter Passage of Lines (5-OPFOR-0012)

**CONDITION:** Enemy forces are in defensive positions, but they are expected to attempt passage-of-lines operations. The opposing forces (OPFOR) received orders to disrupt enemy passage-of-lines operations.

**STANDARD:** The OPFOR element delays or prevents enemy passage of lines. 1. Delays the passage. 2. Prevents the company from moving all personnel through the stationary unit. 3. Engages the main body of either the moving or the stationary unit.

**TASK:** Disrupt Movement (5-OPFOR-0014)

**CONDITION:** The enemy is expected to move through the opposing forces (OPFOR) element's area of operations. The OPFOR element has received an operation order (OPORD) or fragmentary order (FRAGO) to disrupt enemy movement. The enemy has the capability to defend with direct fire and antiarmor weapons.

**STANDARD:** The OPFOR element delays enemy movement. 1. Delays the element. 2. Forces the element to deviate from its route. 3. Prevents the element from reaching its destination. 4. Surprises the element's main body.

**TASK:** Disrupt Assembly Area (AA) Activities (5-OPFOR-0013)

**CONDITION:** Intelligence reports indicate that platoon- and company-size enemy units are operating in the opposing forces (OPFOR) area of operations. Enemy units can defend from AAs with direct fire, antiarmor weapons, and indirect fire. The enemy has close air support (CAS) and nuclear, biological, and chemical (NBC) capabilities.

**STANDARD:** The OPFOR element locates and disrupts the enemy's AA activities. 1. Locates the element's AA. 2. Probes the AA with squad- or team-size elements. 3. Inflicts more than 5 percent casualties on the element. 4. Disrupts the element's preparations (prevents or delays beyond the element's allotted time).

**ELEMENTS:** Company Headquarters  
Company

**TASK:** Establish a Company Defensive Position (07-2-0414.05-T01A)  
(FM 7-10) (FM 24-19) (FM 24-35)  
(FM 24-35-1) (TC 24-20)

**ITERATION:** 1 2 3 4 5 M (Circle)

**COMMANDER/LEADER ASSESSMENT:** T P U (Circle)

**CONDITIONS:** The company has received an operation order (OPORD) or a fragmentary order (FRAGO) mission requiring the unit to provide its own security and defense. Digital units have performed functionality checks, and systems are operational. The opposing forces (OPFOR) elements consisting of as much as a motorized rifle company or airborne equivalent have been active in friendly rear areas. Some iterations of this task should be performed in MOPP4.

**TASK STANDARDS:** The company completes all preparations for the defense within the time specified by the OPORD. Digital units send and receive reports using frequency-modulated (FM) or digital means. The company is not surprised by the OPFOR, suffers no casualties from friendly fire, and repels the OPFOR attacks. The time required to perform this task is increased when conducting it in mission-oriented protection posture (MOPP) 4.

TASK STEPS AND PERFORMANCE MEASURES	GO	NO-GO
<p>NOTE: The platoons execute the following tasks: Establish Unit Defense, Defend the Unit's Position, Construct a Protective Obstacle, and Conduct Hasty Minefield Operations, when the company is performing this task.</p> <ul style="list-style-type: none"> <li>* 1. The commander develops a defensive plan according to the OPORD or the FRAGO.                             <ul style="list-style-type: none"> <li>a. Established sectors or boundaries for the subordinate elements.</li> <li>b. Assigned battle positions for the company elements.</li> <li>c. Designated the primary, alternate, and supplementary positions.</li> <li>d. Designated the engagement areas (EAs).</li> <li>e. Developed the fire support (FS) plan, including the target reference points (TRPs) forward, within, and to the rear of the defensive position.</li> </ul> </li> <li>* 2. The commander conducts a leader's reconnaissance with key company leaders.                             <ul style="list-style-type: none"> <li>a. Established local security.</li> <li>b. Confirmed or modified his plan.</li> </ul> </li> <li>* 3. Leaders survey the terrain to finalize their defensive plans.                             <ul style="list-style-type: none"> <li>a. Identified the covered and concealed routes to and between all positions.</li> <li>b. Identified all avenues of approach (AAs).</li> <li>c. Identified dead space.</li> <li>d. Requested indirect FS to cover the dead space and the likely AAs.</li> </ul> </li> </ul> <p>NOTE: Digital units request indirect FS using the Force XXI Battle Command Brigade and Below (FBCB2) System or FM means according to the unit's tactical standing operating procedure (TACSOP).</p> <ul style="list-style-type: none"> <li>e. Identified locations for the company command post (CP), observation posts (OPs), the supply point, and the company casualty collection point.</li> <li>f. Identified potential landing zones (LZs) that the enemy could use for air assault.</li> </ul> <ul style="list-style-type: none"> <li>* 4. The commander designates unit positions or sectors.                             <ul style="list-style-type: none"> <li>a. Concentrated fire on the most dangerous and most likely AAs.</li> </ul> </li> </ul>		

TASK STEPS AND PERFORMANCE MEASURES	GO	NO-GO
<ul style="list-style-type: none"> <li>b. Selected positions with good fields of fire and observation of enemy ground and air forces.</li> <li>c. Provided cover and concealment.</li> <li>d. Permitted adequate dispersion laterally and in-depth.</li> </ul> <p>5. The company establishes unit security.</p> <ul style="list-style-type: none"> <li>a. Established the OPs and the air guards.</li> <li>b. Conducted patrols in areas that could not be observed.</li> <li>c. Emplaced early-warning devices.</li> <li>d. Conducted stand-to procedures according to the unit's standing operating procedure (SOP) or order.</li> </ul> <p>* 6. Leaders position key weapons and establish fields of fire.</p> <ul style="list-style-type: none"> <li>a. Oriented the units to provide all-around security.</li> <li>b. Ensured that the weapons covered the most dangerous AAs, EAs, or selected kill zones based on the defensive technique.</li> <li>c. Effected mutual support between elements.</li> <li>d. Ensured that the antiarmor weapons covered the likely armor AAs.</li> <li>e. Registered indirect fire and final protection fires (FPFs) on the most dangerous dismounted AAs, where possible.</li> </ul> <p>* 7. Leaders check the position for potential problems.</p> <ul style="list-style-type: none"> <li>a. Walked the positions and adjusted for fields of fire.</li> <li>b. Walked the terrain in front of the positions to determine if personnel accomplished their assigned tasks.</li> </ul> <p>* 8. Leaders coordinate with flank elements.</p> <ul style="list-style-type: none"> <li>a. Established responsibility for overlapping enemy AAs.</li> <li>b. Exchanged information on the OP locations, patrols, unit signals, and passage points.</li> <li>c. The commander coordinated a withdrawal plan.</li> </ul> <p>9. The company establishes communications, if available.</p> <ul style="list-style-type: none"> <li>a. Used wire as primary communications, if available.</li> <li>b. Ensured that the platoon or company CP had communication with the OPs, higher and subordinate leaders, adjacent units, and FS.</li> <li>c. Conducted periodic communications checks to ensure that all communications equipment was operational.</li> <li>d. Planned and provided for an alternate means of communications.</li> </ul> <p>10. The company emplaces minefields and obstacles.</p> <ul style="list-style-type: none"> <li>a. Requested and received clearance to lay protective minefields.</li> <li>b. Emplaced mines or obstacles according to the company's obstacle plan and recorded the minefield on the standard minefield form.</li> <li>c. Covered mines or obstacles by observation and direct and indirect fires.</li> <li>d. Reported the location of mines or obstacles to all elements, and forwarded the standard minefield record to the next higher command as soon as possible.</li> </ul> <p>11. The company defends against an enemy assault.</p> <ul style="list-style-type: none"> <li>a. Detected and reported enemy contact by the OPs.</li> <li>b. Withdrew the OPs on order or according to the company's SOP.</li> <li>c. Increased the intensity of defensive fires as the enemy elements closed to within range of each individual or weapons system.</li> </ul> <p>*12. The commander or forward observer (FO) defends against an enemy assault.</p>		

TASK STEPS AND PERFORMANCE MEASURES	GO	NO-GO
a. Called for and engaged the attacking force with indirect fire according to the company's SOP. b. Requested FPF from the supporting indirect fire units as the enemy neared the final protective line (FPL).  *13. The commander defends against an enemy assault. a. Initiated direct-fire engagement of the attacking force according to the unit's SOP. b. Executed the obstacle plan according to the battalion's OPORD or FRAGO. c. Increased the intensity of defensive fires as the enemy elements closed to within range of additional weapons.  14. The company consolidates and reorganizes during lulls in the fighting. a. Executed platoon consolidation and reorganization. b. Treated and evacuated casualties. c. Transmitted the status report and requested replacement personnel. d. Requested resupply. e. Replaced damaged barriers and obstacles. f. Restored communication. g. Repositioned the OPs that were withdrawn during the engagement. h. Resumed security and patrolling activities.  15. The company continues to defend. a. Forced the enemy to withdraw. b. Disengaged by order of higher headquarters (HQ). c. Ordered the reposition of platoons to alternate or supplementary positions as needed.		

TASK PERFORMANCE / EVALUATION SUMMARY BLOCK							
ITERATION	1	2	3	4	5	M	TOTAL
TOTAL TASK STEPS EVALUATED							
TOTAL TASK STEPS "GO"							
TRAINING STATUS "GO"/"NO-GO"							

"\*" indicates a leader task step.

**SUPPORTING INDIVIDUAL TASKS**

Task Number	Task Title	References
071-326-5704	Supervise Construction of a Fighting Position	STP 21-24-SMCT
121-030-3534	Report Casualties	STP 21-24-SMCT

**SUPPORTING COLLECTIVE TASKS**

Task Number	Task Title	References
05-2-0510	Direct Survivability Construction	ARTEP 5-053-35-MTP ARTEP 5-113-35-MTP ARTEP 5-335-65-MTP ARTEP 5-335-66-MTP ARTEP 5-336-34-MTP ARTEP 5-337-35-MTP ARTEP 5-435-67-MTP ARTEP 5-436-35-MTP

**SUPPORTING COLLECTIVE TASKS**

<b>Task Number</b>	<b>Task Title</b>	<b>References</b>
05-2-0518	Control Construction of Survivability Positions	ARTEP 5-436-37-MTP
		ARTEP 5-437-36-MTP
		ARTEP 5-437-38-MTP
		ARTEP 5-063-35-MTP
		ARTEP 5-335-60-MTP
		ARTEP 5-335-65-MTP
		ARTEP 5-335-70-MTP
		ARTEP 5-336-34-MTP
		ARTEP 5-337-10-MTP
		ARTEP 5-337-35-MTP
		ARTEP 5-423-11-MTP
		ARTEP 5-435-67-MTP
		ARTEP 5-436-35-MTP
		ARTEP 5-436-37-MTP
ARTEP 5-437-36-MTP		
05-2-1380 05-3-0115.05-R01A	Identify Terrain Information Requirements Emplace a Hasty Protective Row Minefield	ARTEP 5-437-38-MTP
		ARTEP47-002-47X-MTP
		ARTEP 5-025-66-MTP
		ARTEP 5-026-34-MTP
		ARTEP 5-027-10-MTP
		ARTEP 5-027-35-MTP
		ARTEP 5-053-11-MTP
		ARTEP 5-053-12-MTP
		ARTEP 5-053-35-MTP
		ARTEP 5-113-11-MTP
		ARTEP 5-113-12-MTP
		ARTEP 5-155-66-MTP
		ARTEP 5-156-34-MTP
		ARTEP 5-157-10-MTP
		ARTEP 5-157-35-MTP
		ARTEP 5-215-66-MTP
		ARTEP 5-216-34-MTP
		ARTEP 5-217-10-MTP
		ARTEP 5-217-35-MTP
		ARTEP 5-335-70-MTP
		ARTEP 5-425-66-MTP
		ARTEP 5-426-34-MTP
		ARTEP 5-427-10-MTP
		ARTEP 5-427-35-MTP
		ARTEP 5-445-64-MTP
		ARTEP 5-445-66-MTP
		ARTEP 5-446-34-MTP
		ARTEP 5-446-36-MTP
		ARTEP 5-447-10-MTP
		ARTEP 5-447-11-MTP
		ARTEP 5-447-35-MTP
		ARTEP 5-447-37-MTP
		ARTEP 5-463-10-MTP
		ARTEP 5-463-12-MTP
ARTEP 5-463-15-MTP		
ARTEP 5-463-17-MTP		
ARTEP 5-463-35-MTP		

**SUPPORTING COLLECTIVE TASKS**

<b>Task Number</b>	<b>Task Title</b>	<b>References</b>
05-3-0116	Remove a Hasty Protective Row Minefield	ARTEP 5-463-36-MTP
		ARTEP 5-473-35-MTP
		ARTEP 5-027-10-MTP
		ARTEP 5-027-35-MTP
		ARTEP 5-053-11-MTP
		ARTEP 5-053-12-MTP
		ARTEP 5-063-10-MTP
		ARTEP 5-063-11-MTP
		ARTEP 5-113-11-MTP
		ARTEP 5-113-12-MTP
		ARTEP 5-157-10-MTP
		ARTEP 5-157-35-MTP
		ARTEP 5-217-10-MTP
		ARTEP 5-217-35-MTP
		ARTEP 5-335-70-MTP
		ARTEP 5-337-10-MTP
		ARTEP 5-427-10-MTP
		ARTEP 5-427-35-MTP
		ARTEP 5-437-10-MTP
		ARTEP 5-437-11-MTP
		ARTEP 5-447-10-MTP
		ARTEP 5-447-11-MTP
		ARTEP 5-447-35-MTP
		ARTEP 5-447-37-MTP
		ARTEP 5-463-10-MTP
		ARTEP 5-463-12-MTP
		ARTEP 5-463-15-MTP
ARTEP 5-463-17-MTP		
ARTEP 5-463-35-MTP		
ARTEP 5-463-36-MTP		
05-3-0230	Construct a Protective Obstacle	ARTEP 5-473-35-MTP
		ARTEP 5-434-35-MTP
		ARTEP 5-436-35-MTP
05-3-0303	Construct Wire Obstacles	ARTEP 5-436-37-MTP
		ARTEP 5-520-10-MTP
05-3-0303	Construct Wire Obstacles	ARTEP 5-027-10-MTP
		ARTEP 5-053-11-MTP
		ARTEP 5-053-12-MTP
		ARTEP 5-063-10-MTP
		ARTEP 5-063-11-MTP
		ARTEP 5-113-11-MTP
		ARTEP 5-113-12-MTP
		ARTEP 5-113-35-MTP
		ARTEP 5-157-10-MTP
		ARTEP 5-217-10-MTP
		ARTEP 5-337-10-MTP
		ARTEP 5-417-13-MTP
		ARTEP 5-417-17-MTP
		ARTEP 5-427-10-MTP
		ARTEP 5-437-10-MTP
		ARTEP 5-437-11-MTP
		ARTEP 5-447-10-MTP
ARTEP 5-447-11-MTP		

**SUPPORTING COLLECTIVE TASKS**

<b>Task Number</b>	<b>Task Title</b>	<b>References</b>
05-3-0904.05-R01A	Establish Jobsite Security	ARTEP 5-473-35-MTP ARTEP 5-025-66-MTP ARTEP 5-026-34-MTP ARTEP 5-027-10-MTP ARTEP 5-027-35-MTP ARTEP 5-053-11-MTP ARTEP 5-053-12-MTP ARTEP 5-053-35-MTP ARTEP 5-063-10-MTP ARTEP 5-063-11-MTP ARTEP 5-063-35-MTP ARTEP 5-113-11-MTP ARTEP 5-113-12-MTP ARTEP 5-113-35-MTP ARTEP 5-145-12-MTP ARTEP 5-145-32-MTP ARTEP 5-155-66-MTP ARTEP 5-156-34-MTP ARTEP 5-157-10-MTP ARTEP 5-157-35-MTP ARTEP 5-215-66-MTP ARTEP 5-216-34-MTP ARTEP 5-217-10-MTP ARTEP 5-217-35-MTP ARTEP 5-335-60-MTP ARTEP 5-335-65-MTP ARTEP 5-335-66-MTP ARTEP 5-335-70-MTP ARTEP 5-336-34-MTP ARTEP 5-337-10-MTP ARTEP 5-337-35-MTP ARTEP 5-402-33-MTP ARTEP 5-402-68-MTP ARTEP 5-412-68-MTP ARTEP 5-412-69-MTP ARTEP 5-413-35-MTP ARTEP 5-415-66-MTP ARTEP 5-416-14-MTP ARTEP 5-416-34-MTP ARTEP 5-417-13-MTP ARTEP 5-417-17-MTP ARTEP 5-417-35-MTP ARTEP 5-423-11-MTP ARTEP 5-423-35-MTP ARTEP 5-424-35-MTP ARTEP 5-425-66-MTP ARTEP 5-426-34-MTP ARTEP 5-427-10-MTP ARTEP 5-427-35-MTP ARTEP 5-434-35-MTP ARTEP 5-435-66-MTP ARTEP 5-435-67-MTP ARTEP 5-436-35-MTP

**SUPPORTING COLLECTIVE TASKS**

Task Number	Task Title	References
05-3-1241	Conduct Defensive Operations in Military Operations on Urbanized Terrain (MOUT)	ARTEP 5-436-37-MTP ARTEP 5-437-10-MTP ARTEP 5-437-11-MTP ARTEP 5-437-36-MTP ARTEP 5-437-38-MTP ARTEP 5-443-35-MTP ARTEP 5-445-64-MTP ARTEP 5-445-66-MTP ARTEP 5-446-34-MTP ARTEP 5-446-36-MTP ARTEP 5-447-10-MTP ARTEP 5-447-11-MTP ARTEP 5-447-35-MTP ARTEP 5-447-37-MTP ARTEP 5-463-10-MTP ARTEP 5-463-12-MTP ARTEP 5-463-15-MTP ARTEP 5-463-17-MTP ARTEP 5-463-35-MTP ARTEP 5-463-36-MTP ARTEP 5-473-35-MTP ARTEP 5-603-35-MTP ARTEP 5-607-35-MTP ARTEP 5-608-35-MTP ARTEP 5-027-10-MTP
05-4-0110.05-R01A	Mark a Minefield	ARTEP 5-063-10-MTP ARTEP 5-157-10-MTP ARTEP 5-217-10-MTP ARTEP 5-427-10-MTP ARTEP 5-447-10-MTP ARTEP 5-447-11-MTP ARTEP 5-027-10-MTP ARTEP 5-053-12-MTP ARTEP 5-063-10-MTP ARTEP 5-113-12-MTP ARTEP 5-157-10-MTP ARTEP 5-217-10-MTP ARTEP 5-335-70-MTP ARTEP 5-337-10-MTP ARTEP 5-417-17-MTP ARTEP 5-427-10-MTP ARTEP 5-437-10-MTP ARTEP 5-437-11-MTP ARTEP 5-447-11-MTP
05-6-0094	Plan Engineer Survivability Operations	ARTEP 5-332-68-MTP ARTEP 5-402-68-MTP ARTEP 5-412-68-MTP ARTEP 5-412-69-MTP ARTEP 5-602-68-MTP
19-1-2001 19-1-2203 19-3-2204.05-T01A	Coordinate Area Security Operations Direct Site Security Operations Employ Physical Security Measures	ARTEP47-002-47X-MTP ARTEP47-002-47X-MTP ARTEP 5-025-66-MTP



**SUPPORTING COLLECTIVE TASKS**

<b>Task Number</b>	<b>Task Title</b>	<b>References</b>
		ARTEP 5-026-34-MTP
		ARTEP 5-027-10-MTP
		ARTEP 5-027-35-MTP
		ARTEP 5-053-11-MTP
		ARTEP 5-053-12-MTP
		ARTEP 5-053-35-MTP
		ARTEP 5-063-10-MTP
		ARTEP 5-063-11-MTP
		ARTEP 5-063-35-MTP
		ARTEP 5-113-11-MTP
		ARTEP 5-113-12-MTP
		ARTEP 5-113-35-MTP
		ARTEP 5-145-12-MTP
		ARTEP 5-145-32-MTP
		ARTEP 5-155-66-MTP
		ARTEP 5-156-34-MTP
		ARTEP 5-157-10-MTP
		ARTEP 5-157-35-MTP
		ARTEP 5-215-66-MTP
		ARTEP 5-216-34-MTP
		ARTEP 5-217-10-MTP
		ARTEP 5-217-35-MTP
		ARTEP 5-332-68-MTP
		ARTEP 5-335-60-MTP
		ARTEP 5-335-65-MTP
		ARTEP 5-335-66-MTP
		ARTEP 5-335-70-MTP
		ARTEP 5-335-DRILL
		ARTEP 5-336-34-MTP
		ARTEP 5-337-10-MTP
		ARTEP 5-337-35-MTP
		ARTEP 5-402-33-MTP
		ARTEP 5-402-68-MTP
		ARTEP 5-412-68-MTP
		ARTEP 5-412-69-MTP
		ARTEP 5-413-35-MTP
		ARTEP 5-415-66-MTP
		ARTEP 5-416-14-MTP
		ARTEP 5-416-34-MTP
		ARTEP 5-417-13-MTP
		ARTEP 5-417-17-MTP
		ARTEP 5-417-35-MTP
		ARTEP 5-423-11-MTP
		ARTEP 5-423-35-MTP
		ARTEP 5-424-35-MTP
		ARTEP 5-425-66-MTP
		ARTEP 5-426-34-MTP
		ARTEP 5-427-10-MTP
		ARTEP 5-427-35-MTP
		ARTEP 5-434-35-MTP
		ARTEP 5-435-66-MTP
		ARTEP 5-435-67-MTP
		ARTEP 5-436-35-MTP

**SUPPORTING COLLECTIVE TASKS**

Task Number	Task Title	References
		ARTEP 5-436-37-MTP
		ARTEP 5-437-10-MTP
		ARTEP 5-437-11-MTP
		ARTEP 5-437-36-MTP
		ARTEP 5-437-38-MTP
		ARTEP 5-443-35-MTP
		ARTEP 5-445-64-MTP
		ARTEP 5-445-66-MTP
		ARTEP 5-446-34-MTP
		ARTEP 5-446-36-MTP
		ARTEP 5-447-10-MTP
		ARTEP 5-447-11-MTP
		ARTEP 5-447-35-MTP
		ARTEP 5-447-37-MTP
		ARTEP 5-463-10-MTP
		ARTEP 5-463-12-MTP
		ARTEP 5-463-15-MTP
		ARTEP 5-463-17-MTP
		ARTEP 5-463-35-MTP
		ARTEP 5-463-36-MTP
		ARTEP 5-473-35-MTP
		ARTEP 5-500-21-MTP
		ARTEP 5-500-22-MTP
		ARTEP 5-500-24-MTP
		ARTEP 5-500-66-MTP
		ARTEP 5-510-10-MTP
		ARTEP 5-510-12-MTP
		ARTEP 5-510-14-MTP
		ARTEP 5-510-16-MTP
		ARTEP 5-510-18-MTP
		ARTEP 5-520-10-MTP
		ARTEP 5-520-12-MTP
		ARTEP 5-520-14-MTP
		ARTEP 5-530-10-MTP
		ARTEP 5-530-12-MTP
		ARTEP 5-530-14-MTP
		ARTEP 5-530-16-MTP
		ARTEP 5-540-10-MTP
		ARTEP 5-540-11-MTP
		ARTEP 5-540-12-MTP
		ARTEP 5-540-13-MTP
		ARTEP 5-602-68-MTP
		ARTEP 5-603-35-MTP
		ARTEP 5-605-66-MTP
		ARTEP 5-606-34-MTP
		ARTEP 5-607-35-MTP
		ARTEP 5-608-35-MTP
		ARTEP 5-615-66-MTP
		ARTEP 5-616-34-MTP
		ARTEP 5-617-10-MTP
		ARTEP 5-617-11-MTP
		ARTEP 5-617-35-MTP
		ARTEP 7-10-MTP

**SUPPORTING COLLECTIVE TASKS**

Task Number	Task Title	References
71-2-0332.05-T01A	Maintain Operations Security (OPSEC)	ARTEP 71-2-MTP ARTEP 7-7J-DRILL ARTEP 7-7J-MTP ARTEP 7-8-MTP ARTEP 7-90-MTP ARTEP 7-91-MTP ARTEP 7-92-MTP ARTEP 5-025-66-MTP ARTEP 5-026-34-MTP ARTEP 5-027-10-MTP ARTEP 5-027-35-MTP ARTEP 5-053-11-MTP ARTEP 5-053-12-MTP ARTEP 5-053-35-MTP ARTEP 5-063-10-MTP ARTEP 5-063-11-MTP ARTEP 5-063-35-MTP ARTEP 5-113-11-MTP ARTEP 5-113-12-MTP ARTEP 5-113-35-MTP ARTEP 5-145-12-MTP ARTEP 5-145-32-MTP ARTEP 5-155-66-MTP ARTEP 5-156-34-MTP ARTEP 5-157-10-MTP ARTEP 5-157-35-MTP ARTEP 5-215-66-MTP ARTEP 5-216-34-MTP ARTEP 5-217-10-MTP ARTEP 5-217-35-MTP ARTEP 5-332-68-MTP ARTEP 5-335-60-MTP ARTEP 5-335-65-MTP ARTEP 5-335-66-MTP ARTEP 5-335-70-MTP ARTEP 5-336-34-MTP ARTEP 5-337-10-MTP ARTEP 5-337-35-MTP ARTEP 5-402-68-MTP ARTEP 5-412-68-MTP ARTEP 5-412-69-MTP ARTEP 5-413-35-MTP ARTEP 5-415-66-MTP ARTEP 5-416-14-MTP ARTEP 5-416-34-MTP ARTEP 5-417-13-MTP ARTEP 5-417-17-MTP ARTEP 5-417-35-MTP ARTEP 5-423-11-MTP ARTEP 5-423-35-MTP ARTEP 5-424-35-MTP ARTEP 5-425-66-MTP ARTEP 5-426-34-MTP

**SUPPORTING COLLECTIVE TASKS**

Task Number	Task Title	References
		ARTEP 5-427-10-MTP
		ARTEP 5-427-35-MTP
		ARTEP 5-434-35-MTP
		ARTEP 5-435-66-MTP
		ARTEP 5-435-67-MTP
		ARTEP 5-436-35-MTP
		ARTEP 5-436-37-MTP
		ARTEP 5-437-10-MTP
		ARTEP 5-437-11-MTP
		ARTEP 5-437-36-MTP
		ARTEP 5-437-38-MTP
		ARTEP 5-443-35-MTP
		ARTEP 5-445-64-MTP
		ARTEP 5-445-66-MTP
		ARTEP 5-446-34-MTP
		ARTEP 5-446-36-MTP
		ARTEP 5-447-10-MTP
		ARTEP 5-447-11-MTP
		ARTEP 5-447-35-MTP
		ARTEP 5-447-37-MTP
		ARTEP 5-463-10-MTP
		ARTEP 5-463-12-MTP
		ARTEP 5-463-15-MTP
		ARTEP 5-463-17-MTP
		ARTEP 5-463-35-MTP
		ARTEP 5-463-36-MTP
		ARTEP 5-473-35-MTP
		ARTEP 5-500-21-MTP
		ARTEP 5-500-22-MTP
		ARTEP 5-500-24-MTP
		ARTEP 5-500-66-MTP
		ARTEP 5-510-10-MTP
		ARTEP 5-510-12-MTP
		ARTEP 5-510-14-MTP
		ARTEP 5-510-16-MTP
		ARTEP 5-510-18-MTP
		ARTEP 5-520-10-MTP
		ARTEP 5-520-12-MTP
		ARTEP 5-520-14-MTP
		ARTEP 5-530-10-MTP
		ARTEP 5-530-12-MTP
		ARTEP 5-530-14-MTP
		ARTEP 5-530-16-MTP
		ARTEP 5-540-10-MTP
		ARTEP 5-540-11-MTP
		ARTEP 5-540-12-MTP
		ARTEP 5-540-13-MTP
		ARTEP 5-602-68-MTP
		ARTEP 5-603-35-MTP
		ARTEP 5-605-66-MTP
		ARTEP 5-606-34-MTP
		ARTEP 5-607-35-MTP
		ARTEP 5-608-35-MTP

**SUPPORTING COLLECTIVE TASKS**

<b>Task Number</b>	<b>Task Title</b>	<b>References</b>
		ARTEP 5-615-66-MTP
		ARTEP 5-616-34-MTP
		ARTEP 5-617-10-MTP
		ARTEP 5-617-11-MTP
		ARTEP 5-617-35-MTP

**OPFOR TASKS AND STANDARDS**

**TASK:** Surrender to the Capturing Unit on the Battlefield (5-OPFOR-0024)

**CONDITION:** The enemy has captured opposing forces (OPFOR) element's soldiers, documents, and equipment sensitive to the OPFOR tactical operations.

**STANDARD:** The OPFOR soldiers retain or destroy documents and equipment. The OPFOR element surrenders the documents and the equipment of no tactical use to the enemy and attempts to conceal or destroy items of tactical value. The OPFOR element attempts escape and evasion. 1. Prevents the successful capture of the documents and the equipment. 2. Destroys the documents and the equipment. 3. Removes identifying markings from the equipment. 4. Removes unit-identifying insignia. 5. Provides misleading information. 6. Plans an escape. 7. Delays movement to the nearest collection point. 8. Prevents safeguarding of the enemy prisoners of war (EPWs) in order to cause embarrassment to the United States (US).

**TASK:** Disrupt a Route Reconnaissance (5-OPFOR-0021)

**CONDITION:** The enemy is conducting a route reconnaissance. The opposing forces (OPFOR) element is positioned along the enemy's route.

**STANDARD:** The OPFOR element attempts to disrupt a squad/section conducting a route reconnaissance. 1. Prevents the unit from meeting its specified time schedule. 2. Forces the unit to deviate from its specified route. 3. Prevents the unit from reaching its assigned destination. 4. Surprises the squad/section. 5. Inflicts casualties on the unit.

**TASK:** Conduct a Raid (5-OPFOR-0004)

**CONDITION:** The opposing forces (OPFOR) element has occupied an objective rally point and has orders to conduct a raid on a combat service support (CSS) base.

**STANDARD:** The OPFOR element infiltrates the enemy's base and destroys all of the targets. 1. Surprises the enemy forces. 2. Assaults the support base and accomplishes the assigned tasks. 3. Destroys the specified equipment and supplies. 4. Avoids being decisively engaged. 5. Withdraws all personnel from the objective areas within the time prescribed. 6. Obtains all priority intelligence requirements (PIR) from the raid site. 7. Sustains only light casualties from enemy fire.

**TASK:** Conduct an Aerial Reconnaissance (5-OPFOR-0010)

**CONDITION:** The opposing forces (OPFOR) headquarters (HQ) element requires intelligence on the locations and identification of the enemy elements. Aircraft is dispatched to take photographs and make a visual inspection of the enemy rear area.

**STANDARD:** The OPFOR element gathers photograph intelligence of the enemy. 1. Photographs the assigned sectors. 2. Makes quick visual checks where the ceiling is low. 3. Locates enemy positions in the area, particularly support and storage bases, and command and control (C2) facilities. 4. Sustains no loss of aircraft. 5. Reports priority intelligence requirements (PIR) and other information requirements to the OPFOR HQ.

**TASK:** Defeat Obstacles (5-OPFOR-0009)

**CONDITION:** The opposing forces (OPFOR) element encounters an obstacle that blocks the avenue of approach as it advances upon the enemy forces.

**STANDARD:** The OPFOR element bypasses or breaches the enemy obstacle. 1. Detects the obstacle before halting its main body. 2. Defeats the obstacle. a. Bypasses the obstacle without entering the engagement areas. b. Breaches the obstacle within 45 minutes and passes its entire force through the obstacle. 3. Does not incur degradation to the point that the mission must be discontinued.

**TASK:** Conduct an Attack (5-OPFOR-0008)

**CONDITION:** The enemy is conducting tactical operations. The opposing forces (OPFOR) element receives orders to attack the enemy, the area of occupation, or the main supply route (MSR) with smoke.

**STANDARD:** The OPFOR element disrupts the enemy's movement and smoke operations. 1. Determines the delivery method of the smoke attack. 2. Locates the target. 3. Delivers the smoke attack downwind. 4. Attacks the enemy with smoke, and surge attacks when the enemy responds to the smoke.

**TASK:** Disrupt Construction of Vehicle Fighting Positions (5-OPFOR-0020)

**CONDITION:** The opposing forces (OPFOR) element has located the enemy. The priority intelligence requirements (PIR) and other intelligence obtained by OPFOR patrols indicate the enemy is constructing vehicle fighting positions within its defensive area. The OPFOR element has automatic and antiarmor weapons and light mortars.

**STANDARD:** The OPFOR element attempts to disrupt the enemy's efforts to establish vehicle fighting positions. 1. Locates the defensive area. 2. Surprises the main body. 3. Penetrates the defensive area with squad-size probes. 4. Inflicts casualties on the unit. 5. Destroys vehicles. 6. Disrupts the unit's preparations (prevents or delays beyond the unit's allotted time).

**TASK:** Disrupt an Engineer Reconnaissance (5-OPFOR-0022)

**CONDITION:** The enemy is conducting an engineer reconnaissance. The opposing forces (OPFOR) element is positioned along the enemy's route.

**STANDARD:** The OPFOR element disrupts an engineer reconnaissance. 1. Prevents the unit from meeting its specified time schedule. 2. Forces the unit to deviate from its specified route. 3. Prevents the unit from accomplishing its assigned engineer reconnaissance. 4. Surprises the unit conducting the reconnaissance.

**TASK:** Conduct Terrorist and Saboteur Attacks (5-OPFOR-0005)

**CONDITION:** The opposing forces (OPFOR) element dispatches small teams into the enemy's rear area to disrupt combat service support (CSS) operations.

**STANDARD:** The enemy sustains disrupted command and control (C2), destroyed equipment and supplies, and light casualties. 1. Locates rear support bases and C2 facilities. 2. Delays and disrupts CSS operations through probes. 3. Infiltrates CSS bases to conduct sabotage and terrorist activities. 4. Inflicts light casualties. 5. Destroys supplies and equipment.

**TASK:** Defend a Minefield (5-OPFOR-0023)

**CONDITION:** The enemy is conducting a minefield sweeping operation. The opposing forces (OPFOR) element has a minefield placed in the enemy's path. The minefield is under constant observation and fire.

**STANDARD:** The OPFOR element defends a minefield against an enemy element conducting a minefield sweeping operation. 1. Prevents the unit from detecting the obstacle. 2. Disrupts the minefield sweeping operation. 3. Prevents the unit from conducting the minefield sweeping operation, prevents the unit from moving all personnel through the breach, or delays the completion of the minefield sweeping operation for more than 45 minutes.

**TASK:** Maintain Contact (5-OPFOR-0003)

**CONDITION:** The opposing forces (OPFOR) element is engaged with enemy base-defense forces. The enemy forces are withdrawing under pressure.

**STANDARD:** The OPFOR element maintains enemy contact while the enemy withdraws. 1. Engages the enemy forces decisively. 2. Advances the OPFOR as the enemy forces withdraw. 3. Inflicts heavy casualties. 4. Captures the members of the enemy force. 5. Captures documents and equipment. 6. Safeguards the captured documents, the equipment, and the personnel.

**TASK:** Conduct an Ambush (5-OPFOR-0007)

**CONDITION:** The enemy is moving in a convoy. The opposing forces (OPFOR) element is positioned along the enemy's route.

**STANDARD:** The OPFOR element inflicts casualties on the enemy and causes vehicle and equipment damage. 1. Prepares an ambush site before the element arrives. 2. Surprises march element forces. 3. Inflicts heavy casualties within the designated kill zone. 4. Inflicts heavy damage to the vehicles and the equipment within the designated kill zone. 5. Delays the march element from reaching a specified destination for a specified period of time. 6. Withdraws on order. 7. Sustains no casualties. 8. Reports actions to superiors.

**TASK:** Disrupt a Net Control Station (NCS) (5-OPFOR-0019)

**CONDITION:** The enemy has established a NCS. The opposing forces (OPFOR) element has radio and jamming equipment.

**STANDARD:** The OPFOR element attempts to disrupt an NCS. 1. Attempts to locate the radio frequency that the unit is operating on. 2. Attempts to enter the radio net. 3. Attempts to issue "bogus" orders to a unit on the net. 4. Jams the radio frequency and forces the unit to go to an alternate frequency.

**TASK:** Disrupt Defensive Preparations (5-OPFOR-0018)

**CONDITION:** The opposing forces (OPFOR) element has located the enemy. Priority intelligence requirements (PIR) and other intelligence requirements obtained by OPFOR patrols indicate that the enemy elements are establishing defensive positions. The OPFOR element has automatic and antiarmor weapons and light mortars.

**STANDARD:** The OPFOR element disrupts and delays the enemy's defensive preparations. 1. Locates and penetrates the enemy's security system. 2. Forces the enemy to delay defensive preparations. 3. Disrupts the enemy's obstacle preparations.

**TASK:** Disrupt Enemy Movement and Operations Using Tactical Nuclear Weapons (5-OPFOR-0016)

**CONDITION:** The opposing forces (OPFOR) element has located the enemy. Priority intelligence requirements (PIR) and other intelligence requirements have been obtained by OPFOR patrols. Tactical nuclear weapons are employed against key locations in the rear area.

**STANDARD:** The OPFOR element disrupts enemy movement and operations. 1. Disrupts or delays the movement of the enemy's equipment and supplies to the forward areas. 2. Destroys enemy equipment and supplies. 3. Inflicts a high rate of nuclear casualties among the enemy forces. 4. Denies the enemy the use of specified areas. 5. Contaminates the enemy's equipment and supplies.

**TASK:** Disrupt Quartering Party Operations (5-OPFOR-0017)

**CONDITION:** The enemy is conducting quartering party operations. It has established an assembly area (AA) but has not moved in the main body.

**STANDARD:** The opposing forces (OPFOR) element attempts to disrupt quartering party operations and infiltrate the enemy's AA. 1. Locates the quartering party and the AA. 2. Surprises the main body. 3. Penetrates the AA with squad-size probes. 4. Inflicts personnel casualties and vehicle damage. 5. Disrupts the unit's preparations (prevents or delays beyond the unit's allotted time).

**TASK:** Disrupt Enemy Movement and Operations Using Persistent and Nonpersistent Chemical Weapons (5-OPFOR-0015)

**CONDITION:** The opposing forces (OPFOR) element has located the enemy. Priority intelligence requirements (PIR) and other intelligence requirements have been obtained by OPFOR patrols. The OPFOR units deliver chemical agents, by means of conventional artillery weapons or aircraft, along selected supply routes and key bases in the rear area.

**STANDARD:** The OPFOR element disrupts enemy movement and operations using persistent and nonpersistent chemical weapons. 1. Delivers chemical agents in low and densely wooded areas. 2. Delays the movement of enemy supplies and equipment to the forward areas. 3. Restricts the movement of the enemy units in the rear area. 4. Channels the movement of enemy units into predesignated ambush areas. 5. Contaminates enemy supplies and equipment. 6. Inflicts a high rate of casualties on enemy forces.

**TASK:** Disrupt Movement (5-OPFOR-0014)

**CONDITION:** The enemy is expected to move through the opposing forces (OPFOR) element's area of operations. The OPFOR element has received an operation order (OPORD) or fragmentary order (FRAGO) to disrupt enemy movement. The enemy has the capability to defend with direct fire and antiarmor weapons.

**STANDARD:** The OPFOR element delays enemy movement. 1. Delays the element. 2. Forces the element to deviate from its route. 3. Prevents the element from reaching its destination. 4. Surprises the element's main body.

**TASK:** Counter Passage of Lines (5-OPFOR-0012)

**CONDITION:** Enemy forces are in defensive positions, but they are expected to attempt passage-of-lines operations. The opposing forces (OPFOR) received orders to disrupt enemy passage-of-lines operations.



**STANDARD:** The OPFOR element delays or prevents enemy passage of lines. 1. Delays the passage. 2. Prevents the company from moving all personnel through the stationary unit. 3. Engages the main body of either the moving or the stationary unit.

**TASK:** Disrupt Assembly Area (AA) Activities (5-OPFOR-0013)

**CONDITION:** Intelligence reports indicate that platoon- and company-size enemy units are operating in the opposing forces (OPFOR) area of operations. Enemy units can defend from AAs with direct fire, antiarmor weapons, and indirect fire. The enemy has close air support (CAS) and nuclear, biological, and chemical (NBC) capabilities.

**STANDARD:** The OPFOR element locates and disrupts the enemy's AA activities. 1. Locates the element's AA. 2. Probes the AA with squad- or team-size elements. 3. Inflicts more than 5 percent casualties on the element. 4. Disrupts the element's preparations (prevents or delays beyond the element's allotted time).

**TASK:** Attack (5-OPFOR-0001)

**CONDITION:** The opposing forces (OPFOR) element has located the enemy. The priority intelligence requirements (PIR) and the other intelligence requirements have been obtained by OPFOR patrols. The OPFOR element has automatic and antiarmor weapons and light mortars.

**STANDARD:** The OPFOR element attempts to seize the terrain, the vehicles, or the equipment. 1. Develops an attack plan. 2. Surprises the enemy unit's main body. 3. Initiates the attack using a scheme of maneuver that exploits the enemy's flanks, gaps, and weaknesses. 4. Uses covered and concealed routes to approach the enemy forces' flanks, gaps, or weakly held areas. 5. Employs indirect fire to support the attack. 6. Penetrates enemy defenses. 7. Destroys the equipment and the supplies. 8. Inflicts heavy casualties. 9. Isolates the combat service support (CSS) base by blocking the reinforcements. 10. Forces the enemy units to displace. 11. Avoids being fixed in one position. 12. Withdraws before the CSS base is reinforced with tactical combat forces.

**TASK:** Conduct Sniper Operations (5-OPFOR-0006)

**CONDITION:** The opposing forces (OPFOR) element has assigned snipers (regular or irregular elements) in the enemy's rear area along the main supply route (MSR) and near support sites.

**STANDARD:** The OPFOR element kills or wounds targets. 1. Sets up a well-concealed location. 2. Engages vehicle drivers or personnel on foot with short bursts of semiautomatic fire. 3. Kills or wounds selected targets. 4. Prevents the position from being discovered by enemy forces. 5. Evacuates the area without being spotted. 6. Reports all specified priority intelligence requirements (PIR) and other intelligence requirements to the OPFOR headquarters (HQ).

**TASK:** Conduct Air Attacks (5-OPFOR-0002)

**CONDITION:** The opposing forces (OPFOR) element in the rear area has forwarded the positions of the enemy support sites or the locations of moving elements. The OPFOR aircraft have been dispatched to attack enemy installations or convoys.

**STANDARD:** The OPFOR element attempts to delay, disrupt, or damage the enemy targets by air. 1. Locates the target (support sites or convoys). 2. Makes attack runs on the designated targets. 3. Inflicts heavy damage to the selected target. 4. Sustains no loss of aircraft. 5. Delays moving the force for more than one hour.

- ELEMENTS:** Section  
 Command Section  
 Company Headquarters  
 S1 Section  
 S2 Section  
 S3 Section  
 S4 Section  
 Communication Section  
 Treatment Team  
 Ambulance Team  
 Combat Medical Section  
 Unit Ministry Team  
 Construction Equipment Section  
 Asphalt and Concrete Section  
 Dump Truck Section  
 Maintenance Platoon Headquarters  
 Direct Support Maintenance Section  
 Direct Support Maintenance Supply Section  
 Company Maintenance Section  
 Company

**TASK:** React to Unexploded Ordnance (UXO) (09-2-0337.05-T01A)  
 (FM 21-16)

**ITERATION:** 1 2 3 4 5 M (Circle)

**COMMANDER/LEADER ASSESSMENT:** T P U (Circle)

**CONDITIONS:** During combat operations, the unit encounters a UXO hazard. Some iterations of this task should be performed in MOPP4.

**TASK STANDARDS:** The element reacts to the UXO hazard while continuing the mission, without loss of personnel or equipment. The time required to perform this task is increased when conducting it in mission-oriented protection posture (MOPP) 4.

TASK STEPS AND PERFORMANCE MEASURES	GO	NO-GO
1. The element recognizes the UXO hazard. <ul style="list-style-type: none"> <li>a. Identified the UXO by type.</li> <li>b. Identified the UXO by subgroup.</li> <li>c. Observed all safety precautions.</li> </ul> * 2. The element leader takes immediate action for the UXO hazard. <ul style="list-style-type: none"> <li>a. Evacuated the area as appropriate.</li> <li>b. Determined the appropriate action.                             <ul style="list-style-type: none"> <li>(1) Avoided the UXO hazard.</li> <li>(2) Instituted protective measures.</li> </ul> </li> </ul> * 3. The element leader designates the element to mark the area. <ul style="list-style-type: none"> <li>a. Chose leaders to mark the area.</li> <li>b. Briefed leaders on the area to be marked.</li> </ul> * 4. The element marks the UXO hazard. <ul style="list-style-type: none"> <li>a. Marked all the logical approach routes.</li> <li>b. Ensured that the UXO was visible from all markers.</li> </ul>		

TASK STEPS AND PERFORMANCE MEASURES	GO	NO-GO
* 5. The element reports the UXO hazard. a. Initiated the UXO spot report. b. Determined the priority based on the current situation. c. Forwarded the report to the next higher headquarters (HQ) by the fastest means available.		

TASK PERFORMANCE / EVALUATION SUMMARY BLOCK							
ITERATION	1	2	3	4	5	M	TOTAL
TOTAL TASK STEPS EVALUATED							
TOTAL TASK STEPS "GO"							
TRAINING STATUS "GO"/"NO-GO"							

"\*\*" indicates a leader task step.

**SUPPORTING INDIVIDUAL TASKS**

Task Number	Task Title	References
093-403-5010	Recognize Military Explosive Ordnance by Type	STP 21-24-SMCT
093-403-5020	Take Immediate Action Based on Confirmation of an Explosive Hazard	STP 21-24-SMCT
093-403-5030	Report Explosive Hazard	STP 21-24-SMCT

**SUPPORTING COLLECTIVE TASKS: NONE**

**OPFOR TASKS AND STANDARDS**

**TASK:** Disrupt a Route Reconnaissance (5-OPFOR-0021)

**CONDITION:** The enemy is conducting a route reconnaissance. The opposing forces (OPFOR) element is positioned along the enemy's route.

**STANDARD:** The OPFOR element attempts to disrupt a squad/section conducting a route reconnaissance. 1. Prevents the unit from meeting its specified time schedule. 2. Forces the unit to deviate from its specified route. 3. Prevents the unit from reaching its assigned destination. 4. Surprises the squad/section. 5. Inflicts casualties on the unit.

**TASK:** Conduct an Aerial Reconnaissance (5-OPFOR-0010)

**CONDITION:** The opposing forces (OPFOR) headquarters (HQ) element requires intelligence on the locations and identification of the enemy elements. Aircraft is dispatched to take photographs and make a visual inspection of the enemy rear area.

**STANDARD:** The OPFOR element gathers photograph intelligence of the enemy. 1. Photographs the assigned sectors. 2. Makes quick visual checks where the ceiling is low. 3. Locates enemy positions in the area, particularly support and storage bases, and command and control (C2) facilities. 4. Sustains no loss of aircraft. 5. Reports priority intelligence requirements (PIR) and other information requirements to the OPFOR HQ.

**TASK:** Conduct a Raid (5-OPFOR-0004)

**CONDITION:** The opposing forces (OPFOR) element has occupied an objective rally point and has orders to conduct a raid on a combat service support (CSS) base.

**STANDARD:** The OPFOR element infiltrates the enemy's base and destroys all of the targets. 1. Surprises the enemy forces. 2. Assaults the support base and accomplishes the assigned tasks. 3. Destroys the specified equipment and supplies. 4. Avoids being decisively engaged. 5. Withdraws all personnel from the objective areas within the time prescribed. 6. Obtains all priority intelligence requirements (PIR) from the raid site. 7. Sustains only light casualties from enemy fire.

**TASK:** Defeat Obstacles (5-OPFOR-0009)

**CONDITION:** The opposing forces (OPFOR) element encounters an obstacle that blocks the avenue of approach as it advances upon the enemy forces.

**STANDARD:** The OPFOR element bypasses or breaches the enemy obstacle. 1. Detects the obstacle before halting its main body. 2. Defeats the obstacle. a. Bypasses the obstacle without entering the engagement areas. b. Breaches the obstacle within 45 minutes and passes its entire force through the obstacle. 3. Does not incur degradation to the point that the mission must be discontinued.

**TASK:** Conduct an Attack (5-OPFOR-0008)

**CONDITION:** The enemy is conducting tactical operations. The opposing forces (OPFOR) element receives orders to attack the enemy, the area of occupation, or the main supply route (MSR) with smoke.

**STANDARD:** The OPFOR element disrupts the enemy's movement and smoke operations. 1. Determines the delivery method of the smoke attack. 2. Locates the target. 3. Delivers the smoke attack downwind. 4. Attacks the enemy with smoke, and surge attacks when the enemy responds to the smoke.

**TASK:** Disrupt Construction of Vehicle Fighting Positions (5-OPFOR-0020)

**CONDITION:** The opposing forces (OPFOR) element has located the enemy. The priority intelligence requirements (PIR) and other intelligence obtained by OPFOR patrols indicate the enemy is constructing vehicle fighting positions within its defensive area. The OPFOR element has automatic and antiarmor weapons and light mortars.

**STANDARD:** The OPFOR element attempts to disrupt the enemy's efforts to establish vehicle fighting positions. 1. Locates the defensive area. 2. Surprises the main body. 3. Penetrates the defensive area with squad-size probes. 4. Inflicts casualties on the unit. 5. Destroys vehicles. 6. Disrupts the unit's preparations (prevents or delays beyond the unit's allotted time).

**TASK:** Disrupt an Engineer Reconnaissance (5-OPFOR-0022)

**CONDITION:** The enemy is conducting an engineer reconnaissance. The opposing forces (OPFOR) element is positioned along the enemy's route.

**STANDARD:** The OPFOR element disrupts an engineer reconnaissance. 1. Prevents the unit from meeting its specified time schedule. 2. Forces the unit to deviate from its specified route. 3. Prevents the unit from accomplishing its assigned engineer reconnaissance. 4. Surprises the unit conducting the reconnaissance.

**TASK:** Conduct Terrorist and Saboteur Attacks (5-OPFOR-0005)

**CONDITION:** The opposing forces (OPFOR) element dispatches small teams into the enemy's rear area to disrupt combat service support (CSS) operations.

**STANDARD:** The enemy sustains disrupted command and control (C2), destroyed equipment and supplies, and light casualties. 1. Locates rear support bases and C2 facilities. 2. Delays and disrupts CSS operations through probes. 3. Infiltrates CSS bases to conduct sabotage and terrorist activities. 4. Inflicts light casualties. 5. Destroys supplies and equipment.

**TASK:** Defend a Minefield (5-OPFOR-0023)

**CONDITION:** The enemy is conducting a minefield sweeping operation. The opposing forces (OPFOR) element has a minefield placed in the enemy's path. The minefield is under constant observation and fire.

**STANDARD:** The OPFOR element defends a minefield against an enemy element conducting a minefield sweeping operation. 1. Prevents the unit from detecting the obstacle. 2. Disrupts the minefield sweeping operation. 3. Prevents the unit from conducting the minefield sweeping operation, prevents the unit from moving all personnel through the breach, or delays the completion of the minefield sweeping operation for more than 45 minutes.

**TASK:** Conduct an Ambush (5-OPFOR-0007)

**CONDITION:** The enemy is moving in a convoy. The opposing forces (OPFOR) element is positioned along the enemy's route.

**STANDARD:** The OPFOR element inflicts casualties on the enemy and causes vehicle and equipment damage. 1. Prepares an ambush site before the element arrives. 2. Surprises march element forces. 3. Inflicts heavy casualties within the designated kill zone. 4. Inflicts heavy damage to the vehicles and the equipment within the designated kill zone. 5. Delays the march element from reaching a specified destination for a specified period of time. 6. Withdraws on order. 7. Sustains no casualties. 8. Reports actions to superiors.

**TASK:** Maintain Contact (5-OPFOR-0003)

**CONDITION:** The opposing forces (OPFOR) element is engaged with enemy base-defense forces. The enemy forces are withdrawing under pressure.

**STANDARD:** The OPFOR element maintains enemy contact while the enemy withdraws. 1. Engages the enemy forces decisively. 2. Advances the OPFOR as the enemy forces withdraw. 3. Inflicts heavy casualties. 4. Captures the members of the enemy force. 5. Captures documents and equipment. 6. Safeguards the captured documents, the equipment, and the personnel.

**TASK:** Disrupt a Net Control Station (NCS) (5-OPFOR-0019)

**CONDITION:** The enemy has established a NCS. The opposing forces (OPFOR) element has radio and jamming equipment.

**STANDARD:** The OPFOR element attempts to disrupt an NCS. 1. Attempts to locate the radio frequency that the unit is operating on. 2. Attempts to enter the radio net. 3. Attempts to issue "bogus" orders to a unit on the net. 4. Jams the radio frequency and forces the unit to go to an alternate frequency.

**TASK:** Disrupt Defensive Preparations (5-OPFOR-0018)

**CONDITION:** The opposing forces (OPFOR) element has located the enemy. Priority intelligence requirements (PIR) and other intelligence requirements obtained by OPFOR patrols indicate that the enemy elements are establishing defensive positions. The OPFOR element has automatic and antiarmor weapons and light mortars.

**STANDARD:** The OPFOR element disrupts and delays the enemy's defensive preparations. 1. Locates and penetrates the enemy's security system. 2. Forces the enemy to delay defensive preparations. 3. Disrupts the enemy's obstacle preparations.

**TASK:** Disrupt Enemy Movement and Operations Using Tactical Nuclear Weapons (5-OPFOR-0016)

**CONDITION:** The opposing forces (OPFOR) element has located the enemy. Priority intelligence requirements (PIR) and other intelligence requirements have been obtained by OPFOR patrols. Tactical nuclear weapons are employed against key locations in the rear area.

**STANDARD:** The OPFOR element disrupts enemy movement and operations. 1. Disrupts or delays the movement of the enemy's equipment and supplies to the forward areas. 2. Destroys enemy equipment and supplies. 3. Inflicts a high rate of nuclear casualties among the enemy forces. 4. Denies the enemy the use of specified areas. 5. Contaminates the enemy's equipment and supplies.

**TASK:** Disrupt Quartering Party Operations (5-OPFOR-0017)

**CONDITION:** The enemy is conducting quartering party operations. It has established an assembly area (AA) but has not moved in the main body.

**STANDARD:** The opposing forces (OPFOR) element attempts to disrupt quartering party operations and infiltrate the enemy's AA. 1. Locates the quartering party and the AA. 2. Surprises the main body. 3. Penetrates the AA with squad-size probes. 4. Inflicts personnel casualties and vehicle damage. 5. Disrupts the unit's preparations (prevents or delays beyond the unit's allotted time).

**TASK:** Disrupt Enemy Movement and Operations Using Persistent and Nonpersistent Chemical Weapons (5-OPFOR-0015)

**CONDITION:** The opposing forces (OPFOR) element has located the enemy. Priority intelligence requirements (PIR) and other intelligence requirements have been obtained by OPFOR patrols. The OPFOR units deliver chemical agents, by means of conventional artillery weapons or aircraft, along selected supply routes and key bases in the rear area.

**STANDARD:** The OPFOR element disrupts enemy movement and operations using persistent and nonpersistent chemical weapons. 1. Delivers chemical agents in low and densely wooded areas. 2. Delays the movement of enemy supplies and equipment to the forward areas. 3. Restricts the movement of the enemy units in the rear area. 4. Channels the movement of enemy units into predesignated ambush areas. 5. Contaminates enemy supplies and equipment. 6. Inflicts a high rate of casualties on enemy forces.

**TASK:** Disrupt Movement (5-OPFOR-0014)

**CONDITION:** The enemy is expected to move through the opposing forces (OPFOR) element's area of operations. The OPFOR element has received an operation order (OPORD) or fragmentary order (FRAGO) to disrupt enemy movement. The enemy has the capability to defend with direct fire and antiarmor weapons.

**STANDARD:** The OPFOR element delays enemy movement. 1. Delays the element. 2. Forces the element to deviate from its route. 3. Prevents the element from reaching its destination. 4. Surprises the element's main body.

**TASK:** Counter Passage of Lines (5-OPFOR-0012)

**CONDITION:** Enemy forces are in defensive positions, but they are expected to attempt passage-of-lines operations. The opposing forces (OPFOR) received orders to disrupt enemy passage-of-lines operations.

**STANDARD:** The OPFOR element delays or prevents enemy passage of lines. 1. Delays the passage. 2. Prevents the company from moving all personnel through the stationary unit. 3. Engages the main body of either the moving or the stationary unit.

**TASK:** Disrupt Assembly Area (AA) Activities (5-OPFOR-0013)

**CONDITION:** Intelligence reports indicate that platoon- and company-size enemy units are operating in the opposing forces (OPFOR) area of operations. Enemy units can defend from AAs with direct fire, antiarmor weapons, and indirect fire. The enemy has close air support (CAS) and nuclear, biological, and chemical (NBC) capabilities.

**STANDARD:** The OPFOR element locates and disrupts the enemy's AA activities. 1. Locates the element's AA. 2. Probes the AA with squad- or team-size elements. 3. Inflicts more than 5 percent casualties on the element. 4. Disrupts the element's preparations (prevents or delays beyond the element's allotted time).

**TASK:** Attack (5-OPFOR-0001)

**CONDITION:** The opposing forces (OPFOR) element has located the enemy. The priority intelligence requirements (PIR) and the other intelligence requirements have been obtained by OPFOR patrols. The OPFOR element has automatic and antiarmor weapons and light mortars.

**STANDARD:** The OPFOR element attempts to seize the terrain, the vehicles, or the equipment. 1. Develops an attack plan. 2. Surprises the enemy unit's main body. 3. Initiates the attack using a scheme of maneuver that exploits the enemy's flanks, gaps, and weaknesses. 4. Uses covered and concealed routes to approach the enemy forces' flanks, gaps, or weakly held areas. 5. Employs indirect fire to support the attack. 6. Penetrates enemy defenses. 7. Destroys the equipment and the supplies. 8. Inflicts heavy casualties. 9. Isolates the combat service support (CSS) base by blocking the reinforcements. 10. Forces the enemy units to displace. 11. Avoids being fixed in one position. 12. Withdraws before the CSS base is reinforced with tactical combat forces.

**TASK:** Surrender to the Capturing Unit on the Battlefield (5-OPFOR-0024)

**CONDITION:** The enemy has captured opposing forces (OPFOR) element's soldiers, documents, and equipment sensitive to the OPFOR tactical operations.

**STANDARD:** The OPFOR soldiers retain or destroy documents and equipment. The OPFOR element surrenders the documents and the equipment of no tactical use to the enemy and attempts to conceal or destroy items of tactical value. The OPFOR element attempts escape and evasion. 1. Prevents the successful capture of the documents and the equipment. 2. Destroys the documents and the equipment. 3. Removes identifying markings from the equipment. 4. Removes unit-identifying insignia. 5. Provides misleading information. 6. Plans an escape. 7. Delays movement to the nearest collection point. 8. Prevents safeguarding of the enemy prisoners of war (EPWs) in order to cause embarrassment to the United States (US).

**TASK:** Conduct Air Attacks (5-OPFOR-0002)

**CONDITION:** The opposing forces (OPFOR) element in the rear area has forwarded the positions of the enemy support sites or the locations of moving elements. The OPFOR aircraft have been dispatched to attack enemy installations or convoys.

**STANDARD:** The OPFOR element attempts to delay, disrupt, or damage the enemy targets by air. 1. Locates the target (support sites or convoys). 2. Makes attack runs on the designated targets. 3. Inflicts heavy damage to the selected target. 4. Sustains no loss of aircraft. 5. Delays moving the force for more than one hour.

**TASK:** Conduct Sniper Operations (5-OPFOR-0006)

**CONDITION:** The opposing forces (OPFOR) element has assigned snipers (regular or irregular elements) in the enemy's rear area along the main supply route (MSR) and near support sites.

**STANDARD:** The OPFOR element kills or wounds targets. 1. Sets up a well-concealed location. 2. Engages vehicle drivers or personnel on foot with short bursts of semiautomatic fire. 3. Kills or wounds selected targets. 4. Prevents the position from being discovered by enemy forces. 5. Evacuates the area without being spotted. 6. Reports all specified priority intelligence requirements (PIR) and other intelligence requirements to the OPFOR headquarters (HQ).



- ELEMENTS:** Section  
 Command Section  
 Company Headquarters  
 S1 Section  
 S2 Section  
 S3 Section  
 S4 Section  
 Communication Section  
 Treatment Team  
 Ambulance Team  
 Combat Medical Section  
 Unit Ministry Team  
 Equipment Platoon Headquarters  
 Construction Equipment Section  
 Asphalt and Concrete Section  
 Dump Truck Section  
 Maintenance Platoon Headquarters  
 Direct Support Maintenance Section  
 Direct Support Maintenance Supply Section  
 Company Maintenance Section  
 Company

**TASK:** Employ Physical Security Measures (19-3-2204.05-T01A)  
 (FM 3-19.30) (FM 3-19.4)

**ITERATION:** 1 2 3 4 5 (Circle)

**COMMANDER/LEADER ASSESSMENT:** T P U (Circle)

**CONDITIONS:** An opposing forces (OPFOR) squad-size patrol attempts reconnaissance or intrusion into the command post (CP) perimeter. This task should not be trained in MOPP4.

**TASK STANDARDS:** The element maintains 24-hour security in its assigned sector and is not surprised by the OPFOR.

TASK STEPS AND PERFORMANCE MEASURES	GO	NO-GO
<p>* 1. The element leader prepares a physical security plan.</p> <ul style="list-style-type: none"> <li>a. Controlled the entry of vehicles into the CP.</li> <li>b. Developed procedures for selecting and manning perimeter positions.</li> <li>c. Developed procedures for detecting and reporting OPFOR intrusion or observation of the CP's perimeter.</li> <li>d. Controlled access to the element's defensive areas.</li> <li>e. Established communications links between observation posts (OPs) and the reaction force.</li> <li>f. Developed procedures for initial response to ground attacks.</li> </ul> <p>2. The element operates a guard force.</p> <ul style="list-style-type: none"> <li>a. Established communications with the guard commander.</li> <li>b. Stopped unauthorized entry into restricted areas.</li> <li>c. Conducted random exterior patrols to find and neutralize OPFOR intruders before they breached the CP's perimeter.</li> </ul> <p>3. The element reacts to an OPFOR ground attack.</p> <ul style="list-style-type: none"> <li>a. Assumed preplanned positions.</li> <li>b. Denied intrusion into the CP's perimeter.</li> </ul>		

TASK PERFORMANCE / EVALUATION SUMMARY BLOCK							
ITERATION	1	2	3	4	5		TOTAL
TOTAL TASK STEPS EVALUATED							
TOTAL TASK STEPS "GO"							
TRAINING STATUS "GO"/"NO-GO"							

"\*\*" indicates a leader task step.

**SUPPORTING INDIVIDUAL TASKS: NONE**

**SUPPORTING COLLECTIVE TASKS: NONE**

**OPFOR TASKS AND STANDARDS**

**TASK:** Disrupt a Route Reconnaissance (5-OPFOR-0021)

**CONDITION:** The enemy is conducting a route reconnaissance. The opposing forces (OPFOR) element is positioned along the enemy's route.

**STANDARD:** The OPFOR element attempts to disrupt a squad/section conducting a route reconnaissance. 1. Prevents the unit from meeting its specified time schedule. 2. Forces the unit to deviate from its specified route. 3. Prevents the unit from reaching its assigned destination. 4. Surprises the squad/section. 5. Inflicts casualties on the unit.

**TASK:** Conduct an Attack (5-OPFOR-0008)

**CONDITION:** The enemy is conducting tactical operations. The opposing forces (OPFOR) element receives orders to attack the enemy, the area of occupation, or the main supply route (MSR) with smoke.

**STANDARD:** The OPFOR element disrupts the enemy's movement and smoke operations. 1. Determines the delivery method of the smoke attack. 2. Locates the target. 3. Delivers the smoke attack downwind. 4. Attacks the enemy with smoke, and surge attacks when the enemy responds to the smoke.

**TASK:** Conduct a Raid (5-OPFOR-0004)

**CONDITION:** The opposing forces (OPFOR) element has occupied an objective rally point and has orders to conduct a raid on a combat service support (CSS) base.

**STANDARD:** The OPFOR element infiltrates the enemy's base and destroys all of the targets. 1. Surprises the enemy forces. 2. Assaults the support base and accomplishes the assigned tasks. 3. Destroys the specified equipment and supplies. 4. Avoids being decisively engaged. 5. Withdraws all personnel from the objective areas within the time prescribed. 6. Obtains all priority intelligence requirements (PIR) from the raid site. 7. Sustains only light casualties from enemy fire.

**TASK:** Conduct an Aerial Reconnaissance (5-OPFOR-0010)

**CONDITION:** The opposing forces (OPFOR) headquarters (HQ) element requires intelligence on the locations and identification of the enemy elements. Aircraft is dispatched to take photographs and make a visual inspection of the enemy rear area.

**STANDARD:** The OPFOR element gathers photograph intelligence of the enemy. 1. Photographs the assigned sectors. 2. Makes quick visual checks where the ceiling is low. 3. Locates enemy positions in the area, particularly support and storage bases, and command and control (C2) facilities. 4. Sustains no loss of aircraft. 5. Reports priority intelligence requirements (PIR) and other information requirements to the OPFOR HQ.

**TASK:** Defeat Obstacles (5-OPFOR-0009)

**CONDITION:** The opposing forces (OPFOR) element encounters an obstacle that blocks the avenue of approach as it advances upon the enemy forces.

**STANDARD:** The OPFOR element bypasses or breaches the enemy obstacle. 1. Detects the obstacle before halting its main body. 2. Defeats the obstacle. a. Bypasses the obstacle without entering the engagement areas. b. Breaches the obstacle within 45 minutes and passes its entire force through the obstacle. 3. Does not incur degradation to the point that the mission must be discontinued.

**TASK:** Disrupt Construction of Vehicle Fighting Positions (5-OPFOR-0020)

**CONDITION:** The opposing forces (OPFOR) element has located the enemy. The priority intelligence requirements (PIR) and other intelligence obtained by OPFOR patrols indicate the enemy is constructing vehicle fighting positions within its defensive area. The OPFOR element has automatic and antiarmor weapons and light mortars.

**STANDARD:** The OPFOR element attempts to disrupt the enemy's efforts to establish vehicle fighting positions. 1. Locates the defensive area. 2. Surprises the main body. 3. Penetrates the defensive area with squad-size probes. 4. Inflicts casualties on the unit. 5. Destroys vehicles. 6. Disrupts the unit's preparations (prevents or delays beyond the unit's allotted time).

**TASK:** Disrupt an Engineer Reconnaissance (5-OPFOR-0022)

**CONDITION:** The enemy is conducting an engineer reconnaissance. The opposing forces (OPFOR) element is positioned along the enemy's route.

**STANDARD:** The OPFOR element disrupts an engineer reconnaissance. 1. Prevents the unit from meeting its specified time schedule. 2. Forces the unit to deviate from its specified route. 3. Prevents the unit from accomplishing its assigned engineer reconnaissance. 4. Surprises the unit conducting the reconnaissance.

**TASK:** Defend a Minefield (5-OPFOR-0023)

**CONDITION:** The enemy is conducting a minefield sweeping operation. The opposing forces (OPFOR) element has a minefield placed in the enemy's path. The minefield is under constant observation and fire.

**STANDARD:** The OPFOR element defends a minefield against an enemy element conducting a minefield sweeping operation. 1. Prevents the unit from detecting the obstacle. 2. Disrupts the minefield sweeping operation. 3. Prevents the unit from conducting the minefield sweeping operation, prevents the unit from moving all personnel through the breach, or delays the completion of the minefield sweeping operation for more than 45 minutes.

**TASK:** Conduct Terrorist and Saboteur Attacks (5-OPFOR-0005)

**CONDITION:** The opposing forces (OPFOR) element dispatches small teams into the enemy's rear area to disrupt combat service support (CSS) operations.

**STANDARD:** The enemy sustains disrupted command and control (C2), destroyed equipment and supplies, and light casualties. 1. Locates rear support bases and C2 facilities. 2. Delays and disrupts CSS operations through probes. 3. Infiltrates CSS bases to conduct sabotage and terrorist activities. 4. Inflicts light casualties. 5. Destroys supplies and equipment.

**TASK:** Conduct Sniper Operations (5-OPFOR-0006)

**CONDITION:** The opposing forces (OPFOR) element has assigned snipers (regular or irregular elements) in the enemy's rear area along the main supply route (MSR) and near support sites.

**STANDARD:** The OPFOR element kills or wounds targets. 1. Sets up a well-concealed location. 2. Engages vehicle drivers or personnel on foot with short bursts of semiautomatic fire. 3. Kills or wounds selected targets. 4. Prevents the position from being discovered by enemy forces. 5. Evacuates the area without being spotted. 6. Reports all specified priority intelligence requirements (PIR) and other intelligence requirements to the OPFOR headquarters (HQ).

**TASK:** Maintain Contact (5-OPFOR-0003)

**CONDITION:** The opposing forces (OPFOR) element is engaged with enemy base-defense forces. The enemy forces are withdrawing under pressure.

**STANDARD:** The OPFOR element maintains enemy contact while the enemy withdraws. 1. Engages the enemy forces decisively. 2. Advances the OPFOR as the enemy forces withdraw. 3. Inflicts heavy casualties. 4. Captures the members of the enemy force. 5. Captures documents and equipment. 6. Safeguards the captured documents, the equipment, and the personnel.

**TASK:** Conduct an Ambush (5-OPFOR-0007)

**CONDITION:** The enemy is moving in a convoy. The opposing forces (OPFOR) element is positioned along the enemy's route.

**STANDARD:** The OPFOR element inflicts casualties on the enemy and causes vehicle and equipment damage. 1. Prepares an ambush site before the element arrives. 2. Surprises march element forces. 3. Inflicts heavy casualties within the designated kill zone. 4. Inflicts heavy damage to the vehicles and the equipment within the designated kill zone. 5. Delays the march element from reaching a specified destination for a specified period of time. 6. Withdraws on order. 7. Sustains no casualties. 8. Reports actions to superiors.

**TASK:** Surrender to the Capturing Unit on the Battlefield (5-OPFOR-0024)

**CONDITION:** The enemy has captured opposing forces (OPFOR) element's soldiers, documents, and equipment sensitive to the OPFOR tactical operations.

**STANDARD:** The OPFOR soldiers retain or destroy documents and equipment. The OPFOR element surrenders the documents and the equipment of no tactical use to the enemy and attempts to conceal or destroy items of tactical value. The OPFOR element attempts escape and evasion. 1. Prevents the successful capture of the documents and the equipment. 2. Destroys the documents and the equipment. 3. Removes identifying markings from the equipment. 4. Removes unit-identifying insignia. 5. Provides misleading information. 6. Plans an escape. 7. Delays movement to the nearest collection point. 8. Prevents safeguarding of the enemy prisoners of war (EPWs) in order to cause embarrassment to the United States (US).

**TASK:** Disrupt a Net Control Station (NCS) (5-OPFOR-0019)

**CONDITION:** The enemy has established a NCS. The opposing forces (OPFOR) element has radio and jamming equipment.

**STANDARD:** The OPFOR element attempts to disrupt an NCS. 1. Attempts to locate the radio frequency that the unit is operating on. 2. Attempts to enter the radio net. 3. Attempts to issue "bogus" orders to a unit on the net. 4. Jams the radio frequency and forces the unit to go to an alternate frequency.

**TASK:** Disrupt Defensive Preparations (5-OPFOR-0018)

**CONDITION:** The opposing forces (OPFOR) element has located the enemy. Priority intelligence requirements (PIR) and other intelligence requirements obtained by OPFOR patrols indicate that the enemy elements are establishing defensive positions. The OPFOR element has automatic and antiarmor weapons and light mortars.

**STANDARD:** The OPFOR element disrupts and delays the enemy's defensive preparations. 1. Locates and penetrates the enemy's security system. 2. Forces the enemy to delay defensive preparations. 3. Disrupts the enemy's obstacle preparations.

**TASK:** Disrupt Enemy Movement and Operations Using Tactical Nuclear Weapons (5-OPFOR-0016)

**CONDITION:** The opposing forces (OPFOR) element has located the enemy. Priority intelligence requirements (PIR) and other intelligence requirements have been obtained by OPFOR patrols. Tactical nuclear weapons are employed against key locations in the rear area.

**STANDARD:** The OPFOR element disrupts enemy movement and operations. 1. Disrupts or delays the movement of the enemy's equipment and supplies to the forward areas. 2. Destroys enemy equipment and supplies. 3. Inflicts a high rate of nuclear casualties among the enemy forces. 4. Denies the enemy the use of specified areas. 5. Contaminates the enemy's equipment and supplies.

**TASK:** Disrupt Quartering Party Operations (5-OPFOR-0017)

**CONDITION:** The enemy is conducting quartering party operations. It has established an assembly area (AA) but has not moved in the main body.

**STANDARD:** The opposing forces (OPFOR) element attempts to disrupt quartering party operations and infiltrate the enemy's AA. 1. Locates the quartering party and the AA. 2. Surprises the main body. 3. Penetrates the AA with squad-size probes. 4. Inflicts personnel casualties and vehicle damage. 5. Disrupts the unit's preparations (prevents or delays beyond the unit's allotted time).

**TASK:** Disrupt Enemy Movement and Operations Using Persistent and Nonpersistent Chemical Weapons (5-OPFOR-0015)

**CONDITION:** The opposing forces (OPFOR) element has located the enemy. Priority intelligence requirements (PIR) and other intelligence requirements have been obtained by OPFOR patrols. The OPFOR units deliver chemical agents, by means of conventional artillery weapons or aircraft, along selected supply routes and key bases in the rear area.

**STANDARD:** The OPFOR element disrupts enemy movement and operations using persistent and nonpersistent chemical weapons. 1. Delivers chemical agents in low and densely wooded areas. 2. Delays the movement of enemy supplies and equipment to the forward areas. 3. Restricts the movement of the enemy units in the rear area. 4. Channels the movement of enemy units into predesignated ambush areas. 5. Contaminates enemy supplies and equipment. 6. Inflicts a high rate of casualties on enemy forces.

**TASK:** Disrupt Movement (5-OPFOR-0014)

**CONDITION:** The enemy is expected to move through the opposing forces (OPFOR) element's area of operations. The OPFOR element has received an operation order (OPORD) or fragmentary order (FRAGO) to disrupt enemy movement. The enemy has the capability to defend with direct fire and antiarmor weapons.

**STANDARD:** The OPFOR element delays enemy movement. 1. Delays the element. 2. Forces the element to deviate from its route. 3. Prevents the element from reaching its destination. 4. Surprises the element's main body.

**TASK:** Counter Passage of Lines (5-OPFOR-0012)

**CONDITION:** Enemy forces are in defensive positions, but they are expected to attempt passage-of-lines operations. The opposing forces (OPFOR) received orders to disrupt enemy passage-of-lines operations.

**STANDARD:** The OPFOR element delays or prevents enemy passage of lines. 1. Delays the passage. 2. Prevents the company from moving all personnel through the stationary unit. 3. Engages the main body of either the moving or the stationary unit.

**TASK:** Disrupt Assembly Area (AA) Activities (5-OPFOR-0013)

**CONDITION:** Intelligence reports indicate that platoon- and company-size enemy units are operating in the opposing forces (OPFOR) area of operations. Enemy units can defend from AAs with direct fire, antiarmor weapons, and indirect fire. The enemy has close air support (CAS) and nuclear, biological, and chemical (NBC) capabilities.

**STANDARD:** The OPFOR element locates and disrupts the enemy's AA activities. 1. Locates the element's AA. 2. Probes the AA with squad- or team-size elements. 3. Inflicts more than 5 percent casualties on the element. 4. Disrupts the element's preparations (prevents or delays beyond the element's allotted time).

**TASK:** Attack (5-OPFOR-0001)

**CONDITION:** The opposing forces (OPFOR) element has located the enemy. The priority intelligence requirements (PIR) and the other intelligence requirements have been obtained by OPFOR patrols. The OPFOR element has automatic and antiarmor weapons and light mortars.

**STANDARD:** The OPFOR element attempts to seize the terrain, the vehicles, or the equipment. 1. Develops an attack plan. 2. Surprises the enemy unit's main body. 3. Initiates the attack using a scheme of maneuver that exploits the enemy's flanks, gaps, and weaknesses. 4. Uses covered and concealed routes to approach the enemy forces' flanks, gaps, or weakly held areas. 5. Employs indirect fire to support the attack. 6. Penetrates enemy defenses. 7. Destroys the equipment and the supplies. 8. Inflicts heavy casualties. 9. Isolates the combat service support (CSS) base by blocking the reinforcements. 10. Forces the enemy units to displace. 11. Avoids being fixed in one position. 12. Withdraws before the CSS base is reinforced with tactical combat forces.

**TASK:** Conduct Air Attacks (5-OPFOR-0002)

**CONDITION:** The opposing forces (OPFOR) element in the rear area has forwarded the positions of the enemy support sites or the locations of moving elements. The OPFOR aircraft have been dispatched to attack enemy installations or convoys.

**STANDARD:** The OPFOR element attempts to delay, disrupt, or damage the enemy targets by air. 1. Locates the target (support sites or convoys). 2. Makes attack runs on the designated targets. 3. Inflicts heavy damage to the selected target. 4. Sustains no loss of aircraft. 5. Delays moving the force for more than one hour.

- ELEMENTS:** Section  
 Command Section  
 Company Headquarters  
 S1 Section  
 S2 Section  
 S3 Section  
 S4 Section  
 Communication Section  
 Treatment Team  
 Ambulance Team  
 Combat Medical Section  
 Unit Ministry Team  
 Equipment Platoon Headquarters  
 Construction Equipment Section  
 Asphalt and Concrete Section  
 Dump Truck Section  
 Maintenance Platoon Headquarters  
 Direct Support Maintenance Section  
 Direct Support Maintenance Supply Section  
 Company Maintenance Section  
 Company

**TASK:** Use Passive Air Defense Measures (44-1-C220.05-T01A)  
 (FM 44-100) (FM 44-64) (FM 44-8)  
 (FM 44-80)

**ITERATION:** 1 2 3 4 5 M (Circle)

**COMMANDER/LEADER ASSESSMENT:** T P U (Circle)

**CONDITIONS:** The element is in a tactical position. Hostile aerial platforms (rotary-wing, fixed-wing, and unmanned aerial vehicles [UAVs]) have been operating in the general area. The element's weapon control status (WCS) is WEAPONS HOLD. Some iterations of this task should be performed in MOPP4.

**TASK STANDARDS:** The opposing forces (OPFOR) element's aerial platforms (rotary-wing, fixed-wing, and UAVs) do not detect the unit. The time required to perform this task is increased when conducting it in mission-oriented protection posture (MOPP) 4 or blackout conditions.

TASK STEPS AND PERFORMANCE MEASURES	GO	NO-GO
<p>* 1. The element leader uses passive air defense measures in a tactical position.</p> <ul style="list-style-type: none"> <li>a. Used all available resources (camouflage, cover, concealment, and dispersion) to hide personnel and equipment to limit vulnerability.</li> </ul> <p>NOTE: Air situational awareness (SA) is achieved by the unit's monitoring the simplified handheld terminal units (SHTUs).</p> <ul style="list-style-type: none"> <li>b. Covered or shaded any shiny items, particularly windshields and optics.</li> <li>c. Established and rehearsed the air attack alarms.</li> <li>d. Dispersed vehicles, tents, and supplies to reduce vulnerability to an air attack.</li> <li>e. Constructed field fortifications with organic equipment as necessary to protect personnel and vulnerable mission-essential equipment.</li> <li>f. Manned observation posts (OPs), daytime or nighttime, to provide warning of approaching aerial platforms (rotary-wing, fixed-wing, and UAVs).</li> <li>g. Established a listening watch on the air defense early-warning net, if the equipment was available and operational.</li> </ul>		



TASK STEPS AND PERFORMANCE MEASURES	GO	NO-GO
<p>* 2. The element leader uses passive air defense measures in a convoy.</p> <ul style="list-style-type: none"> <li>a. Ensured that all personnel received the convoy commander's briefing.</li> <li>b. Camouflaged vehicles and equipment before moving out.</li> <li>c. Selected a column interval based on instructions, the mission, and the terrain.</li> <li>d. Placed crew-served weapons throughout the convoy to cover the avenues of approach (front, rear, and flank).</li> <li>e. Assigned soldiers to air guard duties with specific search sectors covering 360 degrees.</li> <li>f. Identified threat aerial platforms (rotary-wing, fixed-wing, and UAVs) visually.</li> <li>g. Reported all aircraft actions to the higher headquarters (HQ).</li> <li>h. Established and rehearsed the air attack alarms.</li> </ul> <p>3. Element personnel use passive air defense measures when occupying or displacing a position.</p> <ul style="list-style-type: none"> <li>a. Maintained the vehicle interval specified in the movement order.</li> <li>b. Staggered vehicles to avoid linear patterns.</li> <li>c. Assigned air guards to the sectors of search that covered 360 degrees, and maintained the coverage until the convoy completed the movement.</li> <li>d. Identified threat aerial platforms (rotary-wing, fixed-wing, and UAVs) visually.</li> <li>e. Reported all aircraft actions to the higher HQ.</li> <li>f. Established the vehicle order of precedence.</li> </ul>		

TASK PERFORMANCE / EVALUATION SUMMARY BLOCK							
ITERATION	1	2	3	4	5	M	TOTAL
TOTAL TASK STEPS EVALUATED							
TOTAL TASK STEPS "GO"							
TRAINING STATUS "GO"/"NO-GO"							

"\*" indicates a leader task step.

**SUPPORTING INDIVIDUAL TASKS: NONE**

**SUPPORTING COLLECTIVE TASKS: NONE**

**OPFOR TASKS AND STANDARDS**

**TASK:** Surrender to the Capturing Unit on the Battlefield (5-OPFOR-0024)

**CONDITION:** The enemy has captured opposing forces (OPFOR) element's soldiers, documents, and equipment sensitive to the OPFOR tactical operations.

**STANDARD:** The OPFOR soldiers retain or destroy documents and equipment. The OPFOR element surrenders the documents and the equipment of no tactical use to the enemy and attempts to conceal or destroy items of tactical value. The OPFOR element attempts escape and evasion. 1. Prevents the successful capture of the documents and the equipment. 2. Destroys the documents and the equipment. 3. Removes identifying markings from the equipment. 4. Removes unit-identifying insignia. 5. Provides misleading information. 6. Plans an escape. 7. Delays movement to the nearest collection point. 8. Prevents safeguarding of the enemy prisoners of war (EPWs) in order to cause embarrassment to the United States (US).

**TASK:** Disrupt a Route Reconnaissance (5-OPFOR-0021)

**CONDITION:** The enemy is conducting a route reconnaissance. The opposing forces (OPFOR) element is positioned along the enemy's route.

**STANDARD:** The OPFOR element attempts to disrupt a squad/section conducting a route reconnaissance. 1. Prevents the unit from meeting its specified time schedule. 2. Forces the unit to deviate from its specified route. 3. Prevents the unit from reaching its assigned destination. 4. Surprises the squad/section. 5. Inflicts casualties on the unit.

**TASK:** Conduct an Attack (5-OPFOR-0008)

**CONDITION:** The enemy is conducting tactical operations. The opposing forces (OPFOR) element receives orders to attack the enemy, the area of occupation, or the main supply route (MSR) with smoke.

**STANDARD:** The OPFOR element disrupts the enemy's movement and smoke operations. 1. Determines the delivery method of the smoke attack. 2. Locates the target. 3. Delivers the smoke attack downwind. 4. Attacks the enemy with smoke, and surge attacks when the enemy responds to the smoke.

**TASK:** Conduct a Raid (5-OPFOR-0004)

**CONDITION:** The opposing forces (OPFOR) element has occupied an objective rally point and has orders to conduct a raid on a combat service support (CSS) base.

**STANDARD:** The OPFOR element infiltrates the enemy's base and destroys all of the targets. 1. Surprises the enemy forces. 2. Assaults the support base and accomplishes the assigned tasks. 3. Destroys the specified equipment and supplies. 4. Avoids being decisively engaged. 5. Withdraws all personnel from the objective areas within the time prescribed. 6. Obtains all priority intelligence requirements (PIR) from the raid site. 7. Sustains only light casualties from enemy fire.

**TASK:** Conduct an Aerial Reconnaissance (5-OPFOR-0010)

**CONDITION:** The opposing forces (OPFOR) headquarters (HQ) element requires intelligence on the locations and identification of the enemy elements. Aircraft is dispatched to take photographs and make a visual inspection of the enemy rear area.

**STANDARD:** The OPFOR element gathers photograph intelligence of the enemy. 1. Photographs the assigned sectors. 2. Makes quick visual checks where the ceiling is low. 3. Locates enemy positions in the area, particularly support and storage bases, and command and control (C2) facilities. 4. Sustains no loss of aircraft. 5. Reports priority intelligence requirements (PIR) and other information requirements to the OPFOR HQ.

**TASK:** Defeat Obstacles (5-OPFOR-0009)

**CONDITION:** The opposing forces (OPFOR) element encounters an obstacle that blocks the avenue of approach as it advances upon the enemy forces.

**STANDARD:** The OPFOR element bypasses or breaches the enemy obstacle. 1. Detects the obstacle before halting its main body. 2. Defeats the obstacle. a. Bypasses the obstacle without entering the engagement areas. b. Breaches the obstacle within 45 minutes and passes its entire force through the obstacle. 3. Does not incur degradation to the point that the mission must be discontinued.

**TASK:** Disrupt Construction of Vehicle Fighting Positions (5-OPFOR-0020)

**CONDITION:** The opposing forces (OPFOR) element has located the enemy. The priority intelligence requirements (PIR) and other intelligence obtained by OPFOR patrols indicate the enemy is constructing vehicle fighting positions within its defensive area. The OPFOR element has automatic and antiarmor weapons and light mortars.

**STANDARD:** The OPFOR element attempts to disrupt the enemy's efforts to establish vehicle fighting positions. 1. Locates the defensive area. 2. Surprises the main body. 3. Penetrates the defensive area with squad-size probes. 4. Inflicts casualties on the unit. 5. Destroys vehicles. 6. Disrupts the unit's preparations (prevents or delays beyond the unit's allotted time).

**TASK:** Disrupt an Engineer Reconnaissance (5-OPFOR-0022)

**CONDITION:** The enemy is conducting an engineer reconnaissance. The opposing forces (OPFOR) element is positioned along the enemy's route.

**STANDARD:** The OPFOR element disrupts an engineer reconnaissance. 1. Prevents the unit from meeting its specified time schedule. 2. Forces the unit to deviate from its specified route. 3. Prevents the unit from accomplishing its assigned engineer reconnaissance. 4. Surprises the unit conducting the reconnaissance.

**TASK:** Defend a Minefield (5-OPFOR-0023)

**CONDITION:** The enemy is conducting a minefield sweeping operation. The opposing forces (OPFOR) element has a minefield placed in the enemy's path. The minefield is under constant observation and fire.

**STANDARD:** The OPFOR element defends a minefield against an enemy element conducting a minefield sweeping operation. 1. Prevents the unit from detecting the obstacle. 2. Disrupts the minefield sweeping operation. 3. Prevents the unit from conducting the minefield sweeping operation, prevents the unit from moving all personnel through the breach, or delays the completion of the minefield sweeping operation for more than 45 minutes.

**TASK:** Conduct Terrorist and Saboteur Attacks (5-OPFOR-0005)

**CONDITION:** The opposing forces (OPFOR) element dispatches small teams into the enemy's rear area to disrupt combat service support (CSS) operations.

**STANDARD:** The enemy sustains disrupted command and control (C2), destroyed equipment and supplies, and light casualties. 1. Locates rear support bases and C2 facilities. 2. Delays and disrupts CSS operations through probes. 3. Infiltrates CSS bases to conduct sabotage and terrorist activities. 4. Inflicts light casualties. 5. Destroys supplies and equipment.

**TASK:** Conduct Sniper Operations (5-OPFOR-0006)

**CONDITION:** The opposing forces (OPFOR) element has assigned snipers (regular or irregular elements) in the enemy's rear area along the main supply route (MSR) and near support sites.

**STANDARD:** The OPFOR element kills or wounds targets. 1. Sets up a well-concealed location. 2. Engages vehicle drivers or personnel on foot with short bursts of semiautomatic fire. 3. Kills or wounds selected targets. 4. Prevents the position from being discovered by enemy forces. 5. Evacuates the area without being spotted. 6. Reports all specified priority intelligence requirements (PIR) and other intelligence requirements to the OPFOR headquarters (HQ).

**TASK:** Maintain Contact (5-OPFOR-0003)

**CONDITION:** The opposing forces (OPFOR) element is engaged with enemy base-defense forces. The enemy forces are withdrawing under pressure.

**STANDARD:** The OPFOR element maintains enemy contact while the enemy withdraws. 1. Engages the enemy forces decisively. 2. Advances the OPFOR as the enemy forces withdraw. 3. Inflicts heavy casualties. 4. Captures the members of the enemy force. 5. Captures documents and equipment. 6. Safeguards the captured documents, the equipment, and the personnel.

**TASK:** Conduct an Ambush (5-OPFOR-0007)

**CONDITION:** The enemy is moving in a convoy. The opposing forces (OPFOR) element is positioned along the enemy's route.

**STANDARD:** The OPFOR element inflicts casualties on the enemy and causes vehicle and equipment damage. 1. Prepares an ambush site before the element arrives. 2. Surprises march element forces. 3. Inflicts heavy casualties within the designated kill zone. 4. Inflicts heavy damage to the vehicles and the equipment within the designated kill zone. 5. Delays the march element from reaching a specified destination for a specified period of time. 6. Withdraws on order. 7. Sustains no casualties. 8. Reports actions to superiors.

**TASK:** Disrupt a Net Control Station (NCS) (5-OPFOR-0019)

**CONDITION:** The enemy has established a NCS. The opposing forces (OPFOR) element has radio and jamming equipment.

**STANDARD:** The OPFOR element attempts to disrupt an NCS. 1. Attempts to locate the radio frequency that the unit is operating on. 2. Attempts to enter the radio net. 3. Attempts to issue "bogus" orders to a unit on the net. 4. Jams the radio frequency and forces the unit to go to an alternate frequency.

**TASK:** Disrupt Defensive Preparations (5-OPFOR-0018)

**CONDITION:** The opposing forces (OPFOR) element has located the enemy. Priority intelligence requirements (PIR) and other intelligence requirements obtained by OPFOR patrols indicate that the enemy elements are establishing defensive positions. The OPFOR element has automatic and antiarmor weapons and light mortars.

**STANDARD:** The OPFOR element disrupts and delays the enemy's defensive preparations. 1. Locates and penetrates the enemy's security system. 2. Forces the enemy to delay defensive preparations. 3. Disrupts the enemy's obstacle preparations.

**TASK:** Disrupt Enemy Movement and Operations Using Tactical Nuclear Weapons (5-OPFOR-0016)

**CONDITION:** The opposing forces (OPFOR) element has located the enemy. Priority intelligence requirements (PIR) and other intelligence requirements have been obtained by OPFOR patrols. Tactical nuclear weapons are employed against key locations in the rear area.

**STANDARD:** The OPFOR element disrupts enemy movement and operations. 1. Disrupts or delays the movement of the enemy's equipment and supplies to the forward areas. 2. Destroys enemy equipment and supplies. 3. Inflicts a high rate of nuclear casualties among the enemy forces. 4. Denies the enemy the use of specified areas. 5. Contaminates the enemy's equipment and supplies.

**TASK:** Disrupt Quarters Party Operations (5-OPFOR-0017)

**CONDITION:** The enemy is conducting quartering party operations. It has established an assembly area (AA) but has not moved in the main body.

**STANDARD:** The opposing forces (OPFOR) element attempts to disrupt quartering party operations and infiltrate the enemy's AA. 1. Locates the quartering party and the AA. 2. Surprises the main body. 3. Penetrates the AA with squad-size probes. 4. Inflicts personnel casualties and vehicle damage. 5. Disrupts the unit's preparations (prevents or delays beyond the unit's allotted time).

**TASK:** Disrupt Enemy Movement and Operations Using Persistent and Nonpersistent Chemical Weapons (5-OPFOR-0015)

**CONDITION:** The opposing forces (OPFOR) element has located the enemy. Priority intelligence requirements (PIR) and other intelligence requirements have been obtained by OPFOR patrols. The OPFOR units deliver chemical agents, by means of conventional artillery weapons or aircraft, along selected supply routes and key bases in the rear area.

**STANDARD:** The OPFOR element disrupts enemy movement and operations using persistent and nonpersistent chemical weapons. 1. Delivers chemical agents in low and densely wooded areas. 2. Delays the movement of enemy supplies and equipment to the forward areas. 3. Restricts the movement of the enemy units in the rear area. 4. Channels the movement of enemy units into predesignated ambush areas. 5. Contaminates enemy supplies and equipment. 6. Inflicts a high rate of casualties on enemy forces.

**TASK:** Disrupt Movement (5-OPFOR-0014)

**CONDITION:** The enemy is expected to move through the opposing forces (OPFOR) element's area of operations. The OPFOR element has received an operation order (OPORD) or fragmentary order (FRAGO) to disrupt enemy movement. The enemy has the capability to defend with direct fire and antiarmor weapons.

**STANDARD:** The OPFOR element delays enemy movement. 1. Delays the element. 2. Forces the element to deviate from its route. 3. Prevents the element from reaching its destination. 4. Surprises the element's main body.

**TASK:** Counter Passage of Lines (5-OPFOR-0012)

**CONDITION:** Enemy forces are in defensive positions, but they are expected to attempt passage-of-lines operations. The opposing forces (OPFOR) received orders to disrupt enemy passage-of-lines operations.

**STANDARD:** The OPFOR element delays or prevents enemy passage of lines. 1. Delays the passage. 2. Prevents the company from moving all personnel through the stationary unit. 3. Engages the main body of either the moving or the stationary unit.

**TASK:** Disrupt Assembly Area (AA) Activities (5-OPFOR-0013)

**CONDITION:** Intelligence reports indicate that platoon- and company-size enemy units are operating in the opposing forces (OPFOR) area of operations. Enemy units can defend from AAs with direct fire, antiarmor weapons, and indirect fire. The enemy has close air support (CAS) and nuclear, biological, and chemical (NBC) capabilities.

**STANDARD:** The OPFOR element locates and disrupts the enemy's AA activities. 1. Locates the element's AA. 2. Probes the AA with squad- or team-size elements. 3. Inflicts more than 5 percent casualties on the element. 4. Disrupts the element's preparations (prevents or delays beyond the element's allotted time).

**TASK:** Attack (5-OPFOR-0001)

**CONDITION:** The opposing forces (OPFOR) element has located the enemy. The priority intelligence requirements (PIR) and the other intelligence requirements have been obtained by OPFOR patrols. The OPFOR element has automatic and antiarmor weapons and light mortars.

**STANDARD:** The OPFOR element attempts to seize the terrain, the vehicles, or the equipment. 1. Develops an attack plan. 2. Surprises the enemy unit's main body. 3. Initiates the attack using a scheme of maneuver that exploits the enemy's flanks, gaps, and weaknesses. 4. Uses covered and concealed routes to approach the enemy forces' flanks, gaps, or weakly held areas. 5. Employs indirect fire to support the attack. 6. Penetrates enemy defenses. 7. Destroys the equipment and the supplies. 8. Inflicts heavy casualties. 9. Isolates the combat service support (CSS) base by blocking the reinforcements. 10. Forces the enemy units to displace. 11. Avoids being fixed in one position. 12. Withdraws before the CSS base is reinforced with tactical combat forces.

**TASK:** Conduct Air Attacks (5-OPFOR-0002)

**CONDITION:** The opposing forces (OPFOR) element in the rear area has forwarded the positions of the enemy support sites or the locations of moving elements. The OPFOR aircraft have been dispatched to attack enemy installations or convoys.

**STANDARD:** The OPFOR element attempts to delay, disrupt, or damage the enemy targets by air. 1. Locates the target (support sites or convoys). 2. Makes attack runs on the designated targets. 3. Inflicts heavy damage to the selected target. 4. Sustains no loss of aircraft. 5. Delays moving the force for more than one hour.

- ELEMENTS:** Section  
 Command Section  
 Company Headquarters  
 S1 Section  
 S2 Section  
 S3 Section  
 S4 Section  
 Communication Section  
 Treatment Team  
 Ambulance Team  
 Combat Medical Section  
 Unit Ministry Team  
 Equipment Platoon Headquarters  
 Construction Equipment Section  
 Asphalt and Concrete Section  
 Dump Truck Section  
 Maintenance Platoon Headquarters  
 Direct Support Maintenance Section  
 Direct Support Maintenance Supply Section  
 Company Maintenance Section  
 Company

**TASK:** Perform Risk Management Procedures (71-2-0326.05-T01A)  
 (AR 385-10) (FM 25-100) (FM 3-0)

**ITERATION:** 1 2 3 4 5 M (Circle)

**COMMANDER/LEADER ASSESSMENT:** T P U (Circle)

**CONDITIONS:** The element is deployed performing its combat mission. Some iterations of this task should be performed in MOPP4.

**TASK STANDARDS:** All leaders and soldiers are aware of all potential safety problems inherent in the conduct of the task. The element trains to standard and does not take shortcuts that endanger element members. All risks taken are necessary to accomplish the training objectives. Appropriate measures are taken to minimize risks. The time required to perform this task is increased when conducting it in mission-oriented protection posture (MOPP) 4.

TASK STEPS AND PERFORMANCE MEASURES	GO	NO-GO
<ul style="list-style-type: none"> <li>* 1. The commander identifies the risk or safety hazards.                             <ul style="list-style-type: none"> <li>a. Analyzed the operation plan (OPLAN), the fragmentary order (FRAGO), and the operation order (OPORD) for specified and implied missions (tasks).</li> <li>b. Integrated safety into every phase of the planning process.</li> <li>c. Assessed the risks before issuing a FRAGO when the mission or conditions changed.</li> </ul> </li> <li>* 2. Leaders evaluate the risk or safety hazards identified in the operation.                             <ul style="list-style-type: none"> <li>a. Compared the risk to the acceptable level of risk in the commander's intent, based on the stated training objective.</li> <li>b. Determined the likelihood of equipment and personnel losses from accidents.</li> <li>c. Described the operation in terms of high, medium, or low risk.</li> <li>d. Prepared courses of action (COAs) that minimized accidental losses.</li> </ul> </li> <li>* 3. The commander (or leaders) eliminates or reduces the risk or safety hazards.</li> </ul>		

TASK STEPS AND PERFORMANCE MEASURES	GO	NO-GO
<p>a. Chose a COA that maximized the operation and minimized the risk.                      b. Developed procedures that reduced the risk or safety hazards.                      c. Prescribed the safety or protective equipment.                      d. Briefed the elements before all operations.</p> <p>4. The element carries out the safety procedures.                      a. Received safety briefings before all operations.                      b. Practiced the safety procedures during all mission rehearsals.                      c. Made on-the-spot safety corrections.</p> <p>NOTES:                      1. Safety is a part of realism--and realism includes building safety into the training so that safe practices, which eliminate accidents, become second nature during war (refer to Field Manual [FM] 25-100).                      2. FM 3-0 emphasizes the need for boldness and that commanders must take "risks and tenaciously press soldiers and systems" as an imperative of the Air Land Battle. However, such an imperative is founded on the premise that protecting the force to the maximum extent possible ensures winning the battle. Formally, risk is an expression of possible loss over a specific period of time or number of operational cycles as defined by the Center for Army Safety.</p>		

TASK PERFORMANCE / EVALUATION SUMMARY BLOCK							
ITERATION	1	2	3	4	5	M	TOTAL
TOTAL TASK STEPS EVALUATED							
TOTAL TASK STEPS "GO"							
TRAINING STATUS "GO"/"NO-GO"							

"\*" indicates a leader task step.

**SUPPORTING INDIVIDUAL TASKS: NONE**

**SUPPORTING COLLECTIVE TASKS: NONE**

**OPFOR TASKS AND STANDARDS**

**TASK:** Surrender to the Capturing Unit on the Battlefield (5-OPFOR-0024)

**CONDITION:** The enemy has captured opposing forces (OPFOR) element's soldiers, documents, and equipment sensitive to the OPFOR tactical operations.

**STANDARD:** The OPFOR soldiers retain or destroy documents and equipment. The OPFOR element surrenders the documents and the equipment of no tactical use to the enemy and attempts to conceal or destroy items of tactical value. The OPFOR element attempts escape and evasion. 1. Prevents the successful capture of the documents and the equipment. 2. Destroys the documents and the equipment. 3. Removes identifying markings from the equipment. 4. Removes unit-identifying insignia. 5. Provides misleading information. 6. Plans an escape. 7. Delays movement to the nearest collection point. 8. Prevents safeguarding of the enemy prisoners of war (EPWs) in order to cause embarrassment to the United States (US).



**TASK:** Disrupt a Route Reconnaissance (5-OPFOR-0021)

**CONDITION:** The enemy is conducting a route reconnaissance. The opposing forces (OPFOR) element is positioned along the enemy's route.

**STANDARD:** The OPFOR element attempts to disrupt a squad/section conducting a route reconnaissance. 1. Prevents the unit from meeting its specified time schedule. 2. Forces the unit to deviate from its specified route. 3. Prevents the unit from reaching its assigned destination. 4. Surprises the squad/section. 5. Inflicts casualties on the unit.

**TASK:** Conduct an Attack (5-OPFOR-0008)

**CONDITION:** The enemy is conducting tactical operations. The opposing forces (OPFOR) element receives orders to attack the enemy, the area of occupation, or the main supply route (MSR) with smoke.

**STANDARD:** The OPFOR element disrupts the enemy's movement and smoke operations. 1. Determines the delivery method of the smoke attack. 2. Locates the target. 3. Delivers the smoke attack downwind. 4. Attacks the enemy with smoke, and surge attacks when the enemy responds to the smoke.

**TASK:** Conduct a Raid (5-OPFOR-0004)

**CONDITION:** The opposing forces (OPFOR) element has occupied an objective rally point and has orders to conduct a raid on a combat service support (CSS) base.

**STANDARD:** The OPFOR element infiltrates the enemy's base and destroys all of the targets. 1. Surprises the enemy forces. 2. Assaults the support base and accomplishes the assigned tasks. 3. Destroys the specified equipment and supplies. 4. Avoids being decisively engaged. 5. Withdraws all personnel from the objective areas within the time prescribed. 6. Obtains all priority intelligence requirements (PIR) from the raid site. 7. Sustains only light casualties from enemy fire.

**TASK:** Conduct an Aerial Reconnaissance (5-OPFOR-0010)

**CONDITION:** The opposing forces (OPFOR) headquarters (HQ) element requires intelligence on the locations and identification of the enemy elements. Aircraft is dispatched to take photographs and make a visual inspection of the enemy rear area.

**STANDARD:** The OPFOR element gathers photograph intelligence of the enemy. 1. Photographs the assigned sectors. 2. Makes quick visual checks where the ceiling is low. 3. Locates enemy positions in the area, particularly support and storage bases, and command and control (C2) facilities. 4. Sustains no loss of aircraft. 5. Reports priority intelligence requirements (PIR) and other information requirements to the OPFOR HQ.

**TASK:** Defeat Obstacles (5-OPFOR-0009)

**CONDITION:** The opposing forces (OPFOR) element encounters an obstacle that blocks the avenue of approach as it advances upon the enemy forces.

**STANDARD:** The OPFOR element bypasses or breaches the enemy obstacle. 1. Detects the obstacle before halting its main body. 2. Defeats the obstacle. a. Bypasses the obstacle without entering the engagement areas. b. Breaches the obstacle within 45 minutes and passes its entire force through the obstacle. 3. Does not incur degradation to the point that the mission must be discontinued.

**TASK:** Disrupt Construction of Vehicle Fighting Positions (5-OPFOR-0020)

**CONDITION:** The opposing forces (OPFOR) element has located the enemy. The priority intelligence requirements (PIR) and other intelligence obtained by OPFOR patrols indicate the enemy is constructing vehicle fighting positions within its defensive area. The OPFOR element has automatic and antiarmor weapons and light mortars.

**STANDARD:** The OPFOR element attempts to disrupt the enemy's efforts to establish vehicle fighting positions. 1. Locates the defensive area. 2. Surprises the main body. 3. Penetrates the defensive area with squad-size probes. 4. Inflicts casualties on the unit. 5. Destroys vehicles. 6. Disrupts the unit's preparations (prevents or delays beyond the unit's allotted time).

**TASK:** Disrupt an Engineer Reconnaissance (5-OPFOR-0022)

**CONDITION:** The enemy is conducting an engineer reconnaissance. The opposing forces (OPFOR) element is positioned along the enemy's route.

**STANDARD:** The OPFOR element disrupts an engineer reconnaissance. 1. Prevents the unit from meeting its specified time schedule. 2. Forces the unit to deviate from its specified route. 3. Prevents the unit from accomplishing its assigned engineer reconnaissance. 4. Surprises the unit conducting the reconnaissance.

**TASK:** Defend a Minefield (5-OPFOR-0023)

**CONDITION:** The enemy is conducting a minefield sweeping operation. The opposing forces (OPFOR) element has a minefield placed in the enemy's path. The minefield is under constant observation and fire.

**STANDARD:** The OPFOR element defends a minefield against an enemy element conducting a minefield sweeping operation. 1. Prevents the unit from detecting the obstacle. 2. Disrupts the minefield sweeping operation. 3. Prevents the unit from conducting the minefield sweeping operation, prevents the unit from moving all personnel through the breach, or delays the completion of the minefield sweeping operation for more than 45 minutes.

**TASK:** Conduct Terrorist and Saboteur Attacks (5-OPFOR-0005)

**CONDITION:** The opposing forces (OPFOR) element dispatches small teams into the enemy's rear area to disrupt combat service support (CSS) operations.

**STANDARD:** The enemy sustains disrupted command and control (C2), destroyed equipment and supplies, and light casualties. 1. Locates rear support bases and C2 facilities. 2. Delays and disrupts CSS operations through probes. 3. Infiltrates CSS bases to conduct sabotage and terrorist activities. 4. Inflicts light casualties. 5. Destroys supplies and equipment.

**TASK:** Conduct Sniper Operations (5-OPFOR-0006)

**CONDITION:** The opposing forces (OPFOR) element has assigned snipers (regular or irregular elements) in the enemy's rear area along the main supply route (MSR) and near support sites.

**STANDARD:** The OPFOR element kills or wounds targets. 1. Sets up a well-concealed location. 2. Engages vehicle drivers or personnel on foot with short bursts of semiautomatic fire. 3. Kills or wounds selected targets. 4. Prevents the position from being discovered by enemy forces. 5. Evacuates the area without being spotted. 6. Reports all specified priority intelligence requirements (PIR) and other intelligence requirements to the OPFOR headquarters (HQ).

**TASK:** Maintain Contact (5-OPFOR-0003)

**CONDITION:** The opposing forces (OPFOR) element is engaged with enemy base-defense forces. The enemy forces are withdrawing under pressure.

**STANDARD:** The OPFOR element maintains enemy contact while the enemy withdraws. 1. Engages the enemy forces decisively. 2. Advances the OPFOR as the enemy forces withdraw. 3. Inflicts heavy casualties. 4. Captures the members of the enemy force. 5. Captures documents and equipment. 6. Safeguards the captured documents, the equipment, and the personnel.

**TASK:** Conduct an Ambush (5-OPFOR-0007)

**CONDITION:** The enemy is moving in a convoy. The opposing forces (OPFOR) element is positioned along the enemy's route.

**STANDARD:** The OPFOR element inflicts casualties on the enemy and causes vehicle and equipment damage. 1. Prepares an ambush site before the element arrives. 2. Surprises march element forces. 3. Inflicts heavy casualties within the designated kill zone. 4. Inflicts heavy damage to the vehicles and the equipment within the designated kill zone. 5. Delays the march element from reaching a specified destination for a specified period of time. 6. Withdraws on order. 7. Sustains no casualties. 8. Reports actions to superiors.

**TASK:** Disrupt a Net Control Station (NCS) (5-OPFOR-0019)

**CONDITION:** The enemy has established a NCS. The opposing forces (OPFOR) element has radio and jamming equipment.

**STANDARD:** The OPFOR element attempts to disrupt an NCS. 1. Attempts to locate the radio frequency that the unit is operating on. 2. Attempts to enter the radio net. 3. Attempts to issue "bogus" orders to a unit on the net. 4. Jams the radio frequency and forces the unit to go to an alternate frequency.

**TASK:** Disrupt Defensive Preparations (5-OPFOR-0018)

**CONDITION:** The opposing forces (OPFOR) element has located the enemy. Priority intelligence requirements (PIR) and other intelligence requirements obtained by OPFOR patrols indicate that the enemy elements are establishing defensive positions. The OPFOR element has automatic and antiarmor weapons and light mortars.

**STANDARD:** The OPFOR element disrupts and delays the enemy's defensive preparations. 1. Locates and penetrates the enemy's security system. 2. Forces the enemy to delay defensive preparations. 3. Disrupts the enemy's obstacle preparations.

**TASK:** Disrupt Enemy Movement and Operations Using Tactical Nuclear Weapons (5-OPFOR-0016)

**CONDITION:** The opposing forces (OPFOR) element has located the enemy. Priority intelligence requirements (PIR) and other intelligence requirements have been obtained by OPFOR patrols. Tactical nuclear weapons are employed against key locations in the rear area.

**STANDARD:** The OPFOR element disrupts enemy movement and operations. 1. Disrupts or delays the movement of the enemy's equipment and supplies to the forward areas. 2. Destroys enemy equipment and supplies. 3. Inflicts a high rate of nuclear casualties among the enemy forces. 4. Denies the enemy the use of specified areas. 5. Contaminates the enemy's equipment and supplies.

**TASK:** Disrupt Quartering Party Operations (5-OPFOR-0017)

**CONDITION:** The enemy is conducting quartering party operations. It has established an assembly area (AA) but has not moved in the main body.

**STANDARD:** The opposing forces (OPFOR) element attempts to disrupt quartering party operations and infiltrate the enemy's AA. 1. Locates the quartering party and the AA. 2. Surprises the main body. 3. Penetrates the AA with squad-size probes. 4. Inflicts personnel casualties and vehicle damage. 5. Disrupts the unit's preparations (prevents or delays beyond the unit's allotted time).

**TASK:** Disrupt Enemy Movement and Operations Using Persistent and Nonpersistent Chemical Weapons (5-OPFOR-0015)

**CONDITION:** The opposing forces (OPFOR) element has located the enemy. Priority intelligence requirements (PIR) and other intelligence requirements have been obtained by OPFOR patrols. The OPFOR units deliver chemical agents, by means of conventional artillery weapons or aircraft, along selected supply routes and key bases in the rear area.

**STANDARD:** The OPFOR element disrupts enemy movement and operations using persistent and nonpersistent chemical weapons. 1. Delivers chemical agents in low and densely wooded areas. 2. Delays the movement of enemy supplies and equipment to the forward areas. 3. Restricts the movement of the enemy units in the rear area. 4. Channels the movement of enemy units into predesignated ambush areas. 5. Contaminates enemy supplies and equipment. 6. Inflicts a high rate of casualties on enemy forces.

**TASK:** Disrupt Movement (5-OPFOR-0014)

**CONDITION:** The enemy is expected to move through the opposing forces (OPFOR) element's area of operations. The OPFOR element has received an operation order (OPORD) or fragmentary order (FRAGO) to disrupt enemy movement. The enemy has the capability to defend with direct fire and antiarmor weapons.

**STANDARD:** The OPFOR element delays enemy movement. 1. Delays the element. 2. Forces the element to deviate from its route. 3. Prevents the element from reaching its destination. 4. Surprises the element's main body.

**TASK:** Counter Passage of Lines (5-OPFOR-0012)

**CONDITION:** Enemy forces are in defensive positions, but they are expected to attempt passage-of-lines operations. The opposing forces (OPFOR) received orders to disrupt enemy passage-of-lines operations.

**STANDARD:** The OPFOR element delays or prevents enemy passage of lines. 1. Delays the passage. 2. Prevents the company from moving all personnel through the stationary unit. 3. Engages the main body of either the moving or the stationary unit.

**TASK:** Disrupt Assembly Area (AA) Activities (5-OPFOR-0013)

**CONDITION:** Intelligence reports indicate that platoon- and company-size enemy units are operating in the opposing forces (OPFOR) area of operations. Enemy units can defend from AAs with direct fire, antiarmor weapons, and indirect fire. The enemy has close air support (CAS) and nuclear, biological, and chemical (NBC) capabilities.

**STANDARD:** The OPFOR element locates and disrupts the enemy's AA activities. 1. Locates the element's AA. 2. Probes the AA with squad- or team-size elements. 3. Inflicts more than 5 percent casualties on the element. 4. Disrupts the element's preparations (prevents or delays beyond the element's allotted time).

**TASK:** Attack (5-OPFOR-0001)

**CONDITION:** The opposing forces (OPFOR) element has located the enemy. The priority intelligence requirements (PIR) and the other intelligence requirements have been obtained by OPFOR patrols. The OPFOR element has automatic and antiarmor weapons and light mortars.

**STANDARD:** The OPFOR element attempts to seize the terrain, the vehicles, or the equipment. 1. Develops an attack plan. 2. Surprises the enemy unit's main body. 3. Initiates the attack using a scheme of maneuver that exploits the enemy's flanks, gaps, and weaknesses. 4. Uses covered and concealed routes to approach the enemy forces' flanks, gaps, or weakly held areas. 5. Employs indirect fire to support the attack. 6. Penetrates enemy defenses. 7. Destroys the equipment and the supplies. 8. Inflicts heavy casualties. 9. Isolates the combat service support (CSS) base by blocking the reinforcements. 10. Forces the enemy units to displace. 11. Avoids being fixed in one position. 12. Withdraws before the CSS base is reinforced with tactical combat forces.

**TASK:** Conduct Air Attacks (5-OPFOR-0002)

**CONDITION:** The opposing forces (OPFOR) element in the rear area has forwarded the positions of the enemy support sites or the locations of moving elements. The OPFOR aircraft have been dispatched to attack enemy installations or convoys.

**STANDARD:** The OPFOR element attempts to delay, disrupt, or damage the enemy targets by air. 1. Locates the target (support sites or convoys). 2. Makes attack runs on the designated targets. 3. Inflicts heavy damage to the selected target. 4. Sustains no loss of aircraft. 5. Delays moving the force for more than one hour.

**ELEMENTS:** Equipment Platoon Headquarters  
 Construction Equipment Section  
 Asphalt and Concrete Section

**TASK:** Conduct Asphalt Operations (05-2-0816)  
 (FM 5-434) (FM 5-436)

**ITERATION:** 1 2 3 4 5 M (Circle)

**COMMANDER/LEADER ASSESSMENT:** T P U (Circle)

**CONDITIONS:** The unit has received a mission to conduct asphalt operations. Authorized equipment and personnel are available. The platoon leader receives guidance for required specifications. Some iterations of this task should be performed in MOPP4.

**TASK STANDARDS:** Conduct asphalt operations, ensuring the safety of equipment and personnel at all times. Ensure that specifications are met and material is produced, mixed, and placed with maximum efficiency. The time required to perform this task is increased when conducting it in mission-oriented protection posture (MOPP) 4.

TASK STEPS AND PERFORMANCE MEASURES	GO	NO-GO
* 1. Unit leaders conduct troop-leading procedures. 2. The unit conducts construction operations. 3. The unit conducts plant operations. a. Heated the bitumen before starting the plant. b. Ensured that adequate material was on hand. c. Ensured that the asphalt plant was properly calibrated. d. Ensured that operators performed preventive-maintenance checks and services (PMCS). 4. The unit checks work progress. a. Critiqued personnel and supervisors. b. Notified leaders of the project's problems and progress. c. Determined and administered corrective action. d. Ensured that the final product met the mix design. 5. The unit applies the prime coat and the tack coat. 6. The unit conducts road-surfacing operations. a. Identified the type of treatment; for example, single or multiple surface. b. Conducted sweeping operations. c. Conducted asphalt application. d. Conducted rolling operations.		

TASK PERFORMANCE / EVALUATION SUMMARY BLOCK							
ITERATION	1	2	3	4	5	M	TOTAL
TOTAL TASK STEPS EVALUATED							
TOTAL TASK STEPS "GO"							
TRAINING STATUS "GO"/"NO-GO"							

"\*" indicates a leader task step.

**SUPPORTING INDIVIDUAL TASKS**

<b>Task Number</b>	<b>Task Title</b>	<b>References</b>
052-256-3020	Interpret a Construction Print	STP 5-62N34-SM-TG

**SUPPORTING COLLECTIVE TASKS: NONE****OPFOR TASKS AND STANDARDS**

**TASK:** Defeat Obstacles (5-OPFOR-0009)

**CONDITION:** The opposing forces (OPFOR) element encounters an obstacle that blocks the avenue of approach as it advances upon the enemy forces.

**STANDARD:** The OPFOR element bypasses or breaches the enemy obstacle. 1. Detects the obstacle before halting its main body. 2. Defeats the obstacle. a. Bypasses the obstacle without entering the engagement areas. b. Breaches the obstacle within 45 minutes and passes its entire force through the obstacle. 3. Does not incur degradation to the point that the mission must be discontinued.

**TASK:** Conduct an Attack (5-OPFOR-0008)

**CONDITION:** The enemy is conducting tactical operations. The opposing forces (OPFOR) element receives orders to attack the enemy, the area of occupation, or the main supply route (MSR) with smoke.

**STANDARD:** The OPFOR element disrupts the enemy's movement and smoke operations. 1. Determines the delivery method of the smoke attack. 2. Locates the target. 3. Delivers the smoke attack downwind. 4. Attacks the enemy with smoke, and surge attacks when the enemy responds to the smoke.

**TASK:** Disrupt a Route Reconnaissance (5-OPFOR-0021)

**CONDITION:** The enemy is conducting a route reconnaissance. The opposing forces (OPFOR) element is positioned along the enemy's route.

**STANDARD:** The OPFOR element attempts to disrupt a squad/section conducting a route reconnaissance. 1. Prevents the unit from meeting its specified time schedule. 2. Forces the unit to deviate from its specified route. 3. Prevents the unit from reaching its assigned destination. 4. Surprises the squad/section. 5. Inflicts casualties on the unit.

**TASK:** Conduct Terrorist and Saboteur Attacks (5-OPFOR-0005)

**CONDITION:** The opposing forces (OPFOR) element dispatches small teams into the enemy's rear area to disrupt combat service support (CSS) operations.

**STANDARD:** The enemy sustains disrupted command and control (C2), destroyed equipment and supplies, and light casualties. 1. Locates rear support bases and C2 facilities. 2. Delays and disrupts CSS operations through probes. 3. Infiltrates CSS bases to conduct sabotage and terrorist activities. 4. Inflicts light casualties. 5. Destroys supplies and equipment.

**TASK:** Disrupt a Net Control Station (NCS) (5-OPFOR-0019)

**CONDITION:** The enemy has established a NCS. The opposing forces (OPFOR) element has radio and jamming equipment.

**STANDARD:** The OPFOR element attempts to disrupt an NCS. 1. Attempts to locate the radio frequency that the unit is operating on. 2. Attempts to enter the radio net. 3. Attempts to issue "bogus" orders to a unit on the net. 4. Jams the radio frequency and forces the unit to go to an alternate frequency.

**TASK:** Disrupt Construction of Vehicle Fighting Positions (5-OPFOR-0020)

**CONDITION:** The opposing forces (OPFOR) element has located the enemy. The priority intelligence requirements (PIR) and other intelligence obtained by OPFOR patrols indicate the enemy is constructing vehicle fighting positions within its defensive area. The OPFOR element has automatic and antiarmor weapons and light mortars.

**STANDARD:** The OPFOR element attempts to disrupt the enemy's efforts to establish vehicle fighting positions. 1. Locates the defensive area. 2. Surprises the main body. 3. Penetrates the defensive area with squad-size probes. 4. Inflicts casualties on the unit. 5. Destroys vehicles. 6. Disrupts the unit's preparations (prevents or delays beyond the unit's allotted time).

**TASK:** Conduct an Aerial Reconnaissance (5-OPFOR-0010)

**CONDITION:** The opposing forces (OPFOR) headquarters (HQ) element requires intelligence on the locations and identification of the enemy elements. Aircraft is dispatched to take photographs and make a visual inspection of the enemy rear area.

**STANDARD:** The OPFOR element gathers photograph intelligence of the enemy. 1. Photographs the assigned sectors. 2. Makes quick visual checks where the ceiling is low. 3. Locates enemy positions in the area, particularly support and storage bases, and command and control (C2) facilities. 4. Sustains no loss of aircraft. 5. Reports priority intelligence requirements (PIR) and other information requirements to the OPFOR HQ.

**TASK:** Conduct an Ambush (5-OPFOR-0007)

**CONDITION:** The enemy is moving in a convoy. The opposing forces (OPFOR) element is positioned along the enemy's route.

**STANDARD:** The OPFOR element inflicts casualties on the enemy and causes vehicle and equipment damage. 1. Prepares an ambush site before the element arrives. 2. Surprises march element forces. 3. Inflicts heavy casualties within the designated kill zone. 4. Inflicts heavy damage to the vehicles and the equipment within the designated kill zone. 5. Delays the march element from reaching a specified destination for a specified period of time. 6. Withdraws on order. 7. Sustains no casualties. 8. Reports actions to superiors.

**TASK:** Conduct a Raid (5-OPFOR-0004)

**CONDITION:** The opposing forces (OPFOR) element has occupied an objective rally point and has orders to conduct a raid on a combat service support (CSS) base.

**STANDARD:** The OPFOR element infiltrates the enemy's base and destroys all of the targets. 1. Surprises the enemy forces. 2. Assaults the support base and accomplishes the assigned tasks. 3. Destroys the specified equipment and supplies. 4. Avoids being decisively engaged. 5. Withdraws all personnel from the objective areas within the time prescribed. 6. Obtains all priority intelligence requirements (PIR) from the raid site. 7. Sustains only light casualties from enemy fire.

**TASK:** Disrupt Defensive Preparations (5-OPFOR-0018)



**CONDITION:** The opposing forces (OPFOR) element has located the enemy. Priority intelligence requirements (PIR) and other intelligence requirements obtained by OPFOR patrols indicate that the enemy elements are establishing defensive positions. The OPFOR element has automatic and antiarmor weapons and light mortars.

**STANDARD:** The OPFOR element disrupts and delays the enemy's defensive preparations. 1. Locates and penetrates the enemy's security system. 2. Forces the enemy to delay defensive preparations. 3. Disrupts the enemy's obstacle preparations.

**TASK:** Disrupt Quartering Party Operations (5-OPFOR-0017)

**CONDITION:** The enemy is conducting quartering party operations. It has established an assembly area (AA) but has not moved in the main body.

**STANDARD:** The opposing forces (OPFOR) element attempts to disrupt quartering party operations and infiltrate the enemy's AA. 1. Locates the quartering party and the AA. 2. Surprises the main body. 3. Penetrates the AA with squad-size probes. 4. Inflicts personnel casualties and vehicle damage. 5. Disrupts the unit's preparations (prevents or delays beyond the unit's allotted time).

**TASK:** Disrupt Movement (5-OPFOR-0014)

**CONDITION:** The enemy is expected to move through the opposing forces (OPFOR) element's area of operations. The OPFOR element has received an operation order (OPORD) or fragmentary order (FRAGO) to disrupt enemy movement. The enemy has the capability to defend with direct fire and antiarmor weapons.

**STANDARD:** The OPFOR element delays enemy movement. 1. Delays the element. 2. Forces the element to deviate from its route. 3. Prevents the element from reaching its destination. 4. Surprises the element's main body.

**TASK:** Disrupt Enemy Movement and Operations Using Persistent and Nonpersistent Chemical Weapons (5-OPFOR-0015)

**CONDITION:** The opposing forces (OPFOR) element has located the enemy. Priority intelligence requirements (PIR) and other intelligence requirements have been obtained by OPFOR patrols. The OPFOR units deliver chemical agents, by means of conventional artillery weapons or aircraft, along selected supply routes and key bases in the rear area.

**STANDARD:** The OPFOR element disrupts enemy movement and operations using persistent and nonpersistent chemical weapons. 1. Delivers chemical agents in low and densely wooded areas. 2. Delays the movement of enemy supplies and equipment to the forward areas. 3. Restricts the movement of the enemy units in the rear area. 4. Channels the movement of enemy units into predesignated ambush areas. 5. Contaminates enemy supplies and equipment. 6. Inflicts a high rate of casualties on enemy forces.

**TASK:** Disrupt Enemy Movement and Operations Using Tactical Nuclear Weapons (5-OPFOR-0016)

**CONDITION:** The opposing forces (OPFOR) element has located the enemy. Priority intelligence requirements (PIR) and other intelligence requirements have been obtained by OPFOR patrols. Tactical nuclear weapons are employed against key locations in the rear area.

**STANDARD:** The OPFOR element disrupts enemy movement and operations. 1. Disrupts or delays the movement of the enemy's equipment and supplies to the forward areas. 2. Destroys enemy equipment and supplies. 3. Inflicts a high rate of nuclear casualties among the enemy forces. 4. Denies the enemy the use of specified areas. 5. Contaminates the enemy's equipment and supplies.

**TASK:** Counter Passage of Lines (5-OPFOR-0012)

**CONDITION:** Enemy forces are in defensive positions, but they are expected to attempt passage-of-lines operations. The opposing forces (OPFOR) received orders to disrupt enemy passage-of-lines operations.

**STANDARD:** The OPFOR element delays or prevents enemy passage of lines. 1. Delays the passage. 2. Prevents the company from moving all personnel through the stationary unit. 3. Engages the main body of either the moving or the stationary unit.

**TASK:** Conduct Sniper Operations (5-OPFOR-0006)

**CONDITION:** The opposing forces (OPFOR) element has assigned snipers (regular or irregular elements) in the enemy's rear area along the main supply route (MSR) and near support sites.

**STANDARD:** The OPFOR element kills or wounds targets. 1. Sets up a well-concealed location. 2. Engages vehicle drivers or personnel on foot with short bursts of semiautomatic fire. 3. Kills or wounds selected targets. 4. Prevents the position from being discovered by enemy forces. 5. Evacuates the area without being spotted. 6. Reports all specified priority intelligence requirements (PIR) and other intelligence requirements to the OPFOR headquarters (HQ).

**TASK:** Conduct Air Attacks (5-OPFOR-0002)

**CONDITION:** The opposing forces (OPFOR) element in the rear area has forwarded the positions of the enemy support sites or the locations of moving elements. The OPFOR aircraft have been dispatched to attack enemy installations or convoys.

**STANDARD:** The OPFOR element attempts to delay, disrupt, or damage the enemy targets by air. 1. Locates the target (support sites or convoys). 2. Makes attack runs on the designated targets. 3. Inflicts heavy damage to the selected target. 4. Sustains no loss of aircraft. 5. Delays moving the force for more than one hour.

**TASK:** Defend a Minefield (5-OPFOR-0023)

**CONDITION:** The enemy is conducting a minefield sweeping operation. The opposing forces (OPFOR) element has a minefield placed in the enemy's path. The minefield is under constant observation and fire.

**STANDARD:** The OPFOR element defends a minefield against an enemy element conducting a minefield sweeping operation. 1. Prevents the unit from detecting the obstacle. 2. Disrupts the minefield sweeping operation. 3. Prevents the unit from conducting the minefield sweeping operation, prevents the unit from moving all personnel through the breach, or delays the completion of the minefield sweeping operation for more than 45 minutes.

**TASK:** Attack (5-OPFOR-0001)

**CONDITION:** The opposing forces (OPFOR) element has located the enemy. The priority intelligence requirements (PIR) and the other intelligence requirements have been obtained by OPFOR patrols. The OPFOR element has automatic and antiarmor weapons and light mortars.

**STANDARD:** The OPFOR element attempts to seize the terrain, the vehicles, or the equipment. 1. Develops an attack plan. 2. Surprises the enemy unit's main body. 3. Initiates the attack using a scheme of maneuver that exploits the enemy's flanks, gaps, and weaknesses. 4. Uses covered and concealed routes to approach the enemy forces' flanks, gaps, or weakly held areas. 5. Employs indirect fire to support the attack. 6. Penetrates enemy defenses. 7. Destroys the equipment and the supplies. 8. Inflicts heavy casualties. 9. Isolates the combat service support (CSS) base by blocking the reinforcements. 10. Forces the enemy units to displace. 11. Avoids being fixed in one position. 12. Withdraws before the CSS base is reinforced with tactical combat forces.

**TASK:** Surrender to the Capturing Unit on the Battlefield (5-OPFOR-0024)

**CONDITION:** The enemy has captured opposing forces (OPFOR) element's soldiers, documents, and equipment sensitive to the OPFOR tactical operations.

**STANDARD:** The OPFOR soldiers retain or destroy documents and equipment. The OPFOR element surrenders the documents and the equipment of no tactical use to the enemy and attempts to conceal or destroy items of tactical value. The OPFOR element attempts escape and evasion. 1. Prevents the successful capture of the documents and the equipment. 2. Destroys the documents and the equipment. 3. Removes identifying markings from the equipment. 4. Removes unit-identifying insignia. 5. Provides misleading information. 6. Plans an escape. 7. Delays movement to the nearest collection point. 8. Prevents safeguarding of the enemy prisoners of war (EPWs) in order to cause embarrassment to the United States (US).

**TASK:** Disrupt Assembly Area (AA) Activities (5-OPFOR-0013)

**CONDITION:** Intelligence reports indicate that platoon- and company-size enemy units are operating in the opposing forces (OPFOR) area of operations. Enemy units can defend from AAs with direct fire, antiarmor weapons, and indirect fire. The enemy has close air support (CAS) and nuclear, biological, and chemical (NBC) capabilities.

**STANDARD:** The OPFOR element locates and disrupts the enemy's AA activities. 1. Locates the element's AA. 2. Probes the AA with squad- or team-size elements. 3. Inflicts more than 5 percent casualties on the element. 4. Disrupts the element's preparations (prevents or delays beyond the element's allotted time).

**TASK:** Disrupt an Engineer Reconnaissance (5-OPFOR-0022)

**CONDITION:** The enemy is conducting an engineer reconnaissance. The opposing forces (OPFOR) element is positioned along the enemy's route.

**STANDARD:** The OPFOR element disrupts an engineer reconnaissance. 1. Prevents the unit from meeting its specified time schedule. 2. Forces the unit to deviate from its specified route. 3. Prevents the unit from accomplishing its assigned engineer reconnaissance. 4. Surprises the unit conducting the reconnaissance.

**TASK:** Maintain Contact (5-OPFOR-0003)

**CONDITION:** The opposing forces (OPFOR) element is engaged with enemy base-defense forces. The enemy forces are withdrawing under pressure.

**STANDARD:** The OPFOR element maintains enemy contact while the enemy withdraws. 1. Engages the enemy forces decisively. 2. Advances the OPFOR as the enemy forces withdraw. 3. Inflicts heavy casualties. 4. Captures the members of the enemy force. 5. Captures documents and equipment. 6. Safeguards the captured documents, the equipment, and the personnel.

**ELEMENT:** Asphalt and Concrete Section

**TASK:** Produce Asphaltic Concrete (05-2-0818)  
(FM 5-434) (FM 5-436)

**ITERATION:** 1 2 3 4 5 M (Circle)

**COMMANDER/LEADER ASSESSMENT:** T P U (Circle)

**CONDITIONS:** The unit has received a mission to produce asphaltic concrete. Authorized equipment and personnel are available. The platoon leader receives guidance for the required specifications. Some iterations of this task should be performed in MOPP4.

**TASK STANDARDS:** Produce asphaltic concrete, ensuring the safety of equipment and personnel at all times. Ensure that specifications are met and material is produced, mixed, and placed with maximum efficiency. The time required to perform this task is increased when conducting it in mission-oriented protection posture (MOPP) 4.

TASK STEPS AND PERFORMANCE MEASURES	GO	NO-GO
* 1. Unit leaders conduct troop-leading procedures. 2. The unit conducts construction operations. 3. The unit conducts plant operations. a. Heated the bitumen before starting the plant. b. Ensured that adequate material was on hand. c. Performed operational tests. d. Ensured that the asphalt plant was properly calibrated. e. Ensured that operators performed preventive-maintenance checks and services (PMCS). 4. The unit checks work progress. a. Critiqued personnel and supervisors. b. Notified leaders of the project's problems and progress. c. Determined and administered corrective action. d. Ensured that the final product met the mix design.		

TASK PERFORMANCE / EVALUATION SUMMARY BLOCK							
ITERATION	1	2	3	4	5	M	TOTAL
TOTAL TASK STEPS EVALUATED							
TOTAL TASK STEPS "GO"							
TRAINING STATUS "GO"/"NO-GO"							

"\*" indicates a leader task step.

**SUPPORTING INDIVIDUAL TASKS**

<b>Task Number</b> 052-256-3020	<b>Task Title</b> Interpret a Construction Print	<b>References</b> STP 5-62N34-SM-TG
------------------------------------	---	--

**SUPPORTING COLLECTIVE TASKS: NONE**

**OPFOR TASKS AND STANDARDS**

**TASK:** Defeat Obstacles (5-OPFOR-0009)

**CONDITION:** The opposing forces (OPFOR) element encounters an obstacle that blocks the avenue of approach as it advances upon the enemy forces.

**STANDARD:** The OPFOR element bypasses or breaches the enemy obstacle. 1. Detects the obstacle before halting its main body. 2. Defeats the obstacle. a. Bypasses the obstacle without entering the engagement areas. b. Breaches the obstacle within 45 minutes and passes its entire force through the obstacle. 3. Does not incur degradation to the point that the mission must be discontinued.

**TASK:** Conduct an Attack (5-OPFOR-0008)

**CONDITION:** The enemy is conducting tactical operations. The opposing forces (OPFOR) element receives orders to attack the enemy, the area of occupation, or the main supply route (MSR) with smoke.

**STANDARD:** The OPFOR element disrupts the enemy's movement and smoke operations. 1. Determines the delivery method of the smoke attack. 2. Locates the target. 3. Delivers the smoke attack downwind. 4. Attacks the enemy with smoke, and surge attacks when the enemy responds to the smoke.

**TASK:** Disrupt a Route Reconnaissance (5-OPFOR-0021)

**CONDITION:** The enemy is conducting a route reconnaissance. The opposing forces (OPFOR) element is positioned along the enemy's route.

**STANDARD:** The OPFOR element attempts to disrupt a squad/section conducting a route reconnaissance. 1. Prevents the unit from meeting its specified time schedule. 2. Forces the unit to deviate from its specified route. 3. Prevents the unit from reaching its assigned destination. 4. Surprises the squad/section. 5. Inflicts casualties on the unit.

**TASK:** Conduct Terrorist and Saboteur Attacks (5-OPFOR-0005)

**CONDITION:** The opposing forces (OPFOR) element dispatches small teams into the enemy's rear area to disrupt combat service support (CSS) operations.

**STANDARD:** The enemy sustains disrupted command and control (C2), destroyed equipment and supplies, and light casualties. 1. Locates rear support bases and C2 facilities. 2. Delays and disrupts CSS operations through probes. 3. Infiltrates CSS bases to conduct sabotage and terrorist activities. 4. Inflicts light casualties. 5. Destroys supplies and equipment.

**TASK:** Disrupt a Net Control Station (NCS) (5-OPFOR-0019)

**CONDITION:** The enemy has established a NCS. The opposing forces (OPFOR) element has radio and jamming equipment.

**STANDARD:** The OPFOR element attempts to disrupt an NCS. 1. Attempts to locate the radio frequency that the unit is operating on. 2. Attempts to enter the radio net. 3. Attempts to issue "bogus" orders to a unit on the net. 4. Jams the radio frequency and forces the unit to go to an alternate frequency.

**TASK:** Disrupt Construction of Vehicle Fighting Positions (5-OPFOR-0020)

**CONDITION:** The opposing forces (OPFOR) element has located the enemy. The priority intelligence requirements (PIR) and other intelligence obtained by OPFOR patrols indicate the enemy is constructing vehicle fighting positions within its defensive area. The OPFOR element has automatic and antiarmor weapons and light mortars.

**STANDARD:** The OPFOR element attempts to disrupt the enemy's efforts to establish vehicle fighting positions. 1. Locates the defensive area. 2. Surprises the main body. 3. Penetrates the defensive area with squad-size probes. 4. Inflicts casualties on the unit. 5. Destroys vehicles. 6. Disrupts the unit's preparations (prevents or delays beyond the unit's allotted time).

**TASK:** Conduct an Aerial Reconnaissance (5-OPFOR-0010)

**CONDITION:** The opposing forces (OPFOR) headquarters (HQ) element requires intelligence on the locations and identification of the enemy elements. Aircraft is dispatched to take photographs and make a visual inspection of the enemy rear area.

**STANDARD:** The OPFOR element gathers photograph intelligence of the enemy. 1. Photographs the assigned sectors. 2. Makes quick visual checks where the ceiling is low. 3. Locates enemy positions in the area, particularly support and storage bases, and command and control (C2) facilities. 4. Sustains no loss of aircraft. 5. Reports priority intelligence requirements (PIR) and other information requirements to the OPFOR HQ.

**TASK:** Conduct an Ambush (5-OPFOR-0007)

**CONDITION:** The enemy is moving in a convoy. The opposing forces (OPFOR) element is positioned along the enemy's route.

**STANDARD:** The OPFOR element inflicts casualties on the enemy and causes vehicle and equipment damage. 1. Prepares an ambush site before the element arrives. 2. Surprises march element forces. 3. Inflicts heavy casualties within the designated kill zone. 4. Inflicts heavy damage to the vehicles and the equipment within the designated kill zone. 5. Delays the march element from reaching a specified destination for a specified period of time. 6. Withdraws on order. 7. Sustains no casualties. 8. Reports actions to superiors.

**TASK:** Conduct a Raid (5-OPFOR-0004)

**CONDITION:** The opposing forces (OPFOR) element has occupied an objective rally point and has orders to conduct a raid on a combat service support (CSS) base.

**STANDARD:** The OPFOR element infiltrates the enemy's base and destroys all of the targets. 1. Surprises the enemy forces. 2. Assaults the support base and accomplishes the assigned tasks. 3. Destroys the specified equipment and supplies. 4. Avoids being decisively engaged. 5. Withdraws all personnel from the objective areas within the time prescribed. 6. Obtains all priority intelligence requirements (PIR) from the raid site. 7. Sustains only light casualties from enemy fire.

**TASK:** Disrupt Defensive Preparations (5-OPFOR-0018)

**CONDITION:** The opposing forces (OPFOR) element has located the enemy. Priority intelligence requirements (PIR) and other intelligence requirements obtained by OPFOR patrols indicate that the enemy elements are establishing defensive positions. The OPFOR element has automatic and antiarmor weapons and light mortars.

**STANDARD:** The OPFOR element disrupts and delays the enemy's defensive preparations. 1. Locates and penetrates the enemy's security system. 2. Forces the enemy to delay defensive preparations. 3. Disrupts the enemy's obstacle preparations.

**TASK:** Disrupt Quarters Party Operations (5-OPFOR-0017)

**CONDITION:** The enemy is conducting quarters party operations. It has established an assembly area (AA) but has not moved in the main body.

**STANDARD:** The opposing forces (OPFOR) element attempts to disrupt quarters party operations and infiltrate the enemy's AA. 1. Locates the quarters party and the AA. 2. Surprises the main body. 3. Penetrates the AA with squad-size probes. 4. Inflicts personnel casualties and vehicle damage. 5. Disrupts the unit's preparations (prevents or delays beyond the unit's allotted time).

**TASK:** Disrupt Movement (5-OPFOR-0014)

**CONDITION:** The enemy is expected to move through the opposing forces (OPFOR) element's area of operations. The OPFOR element has received an operation order (OPORD) or fragmentary order (FRAGO) to disrupt enemy movement. The enemy has the capability to defend with direct fire and antiarmor weapons.

**STANDARD:** The OPFOR element delays enemy movement. 1. Delays the element. 2. Forces the element to deviate from its route. 3. Prevents the element from reaching its destination. 4. Surprises the element's main body.

**TASK:** Disrupt Enemy Movement and Operations Using Persistent and Nonpersistent Chemical Weapons (5-OPFOR-0015)

**CONDITION:** The opposing forces (OPFOR) element has located the enemy. Priority intelligence requirements (PIR) and other intelligence requirements have been obtained by OPFOR patrols. The OPFOR units deliver chemical agents, by means of conventional artillery weapons or aircraft, along selected supply routes and key bases in the rear area.

**STANDARD:** The OPFOR element disrupts enemy movement and operations using persistent and nonpersistent chemical weapons. 1. Delivers chemical agents in low and densely wooded areas. 2. Delays the movement of enemy supplies and equipment to the forward areas. 3. Restricts the movement of the enemy units in the rear area. 4. Channels the movement of enemy units into predesignated ambush areas. 5. Contaminates enemy supplies and equipment. 6. Inflicts a high rate of casualties on enemy forces.

**TASK:** Disrupt Enemy Movement and Operations Using Tactical Nuclear Weapons (5-OPFOR-0016)

**CONDITION:** The opposing forces (OPFOR) element has located the enemy. Priority intelligence requirements (PIR) and other intelligence requirements have been obtained by OPFOR patrols. Tactical nuclear weapons are employed against key locations in the rear area.

**STANDARD:** The OPFOR element disrupts enemy movement and operations. 1. Disrupts or delays the movement of the enemy's equipment and supplies to the forward areas. 2. Destroys enemy equipment and supplies. 3. Inflicts a high rate of nuclear casualties among the enemy forces. 4. Denies the enemy the use of specified areas. 5. Contaminates the enemy's equipment and supplies.

**TASK:** Counter Passage of Lines (5-OPFOR-0012)

**CONDITION:** Enemy forces are in defensive positions, but they are expected to attempt passage-of-lines operations. The opposing forces (OPFOR) received orders to disrupt enemy passage-of-lines operations.

**STANDARD:** The OPFOR element delays or prevents enemy passage of lines. 1. Delays the passage. 2. Prevents the company from moving all personnel through the stationary unit. 3. Engages the main body of either the moving or the stationary unit.

**TASK:** Conduct Sniper Operations (5-OPFOR-0006)

**CONDITION:** The opposing forces (OPFOR) element has assigned snipers (regular or irregular elements) in the enemy's rear area along the main supply route (MSR) and near support sites.

**STANDARD:** The OPFOR element kills or wounds targets. 1. Sets up a well-concealed location. 2. Engages vehicle drivers or personnel on foot with short bursts of semiautomatic fire. 3. Kills or wounds selected targets. 4. Prevents the position from being discovered by enemy forces. 5. Evacuates the area without being spotted. 6. Reports all specified priority intelligence requirements (PIR) and other intelligence requirements to the OPFOR headquarters (HQ).

**TASK:** Conduct Air Attacks (5-OPFOR-0002)

**CONDITION:** The opposing forces (OPFOR) element in the rear area has forwarded the positions of the enemy support sites or the locations of moving elements. The OPFOR aircraft have been dispatched to attack enemy installations or convoys.

**STANDARD:** The OPFOR element attempts to delay, disrupt, or damage the enemy targets by air. 1. Locates the target (support sites or convoys). 2. Makes attack runs on the designated targets. 3. Inflicts heavy damage to the selected target. 4. Sustains no loss of aircraft. 5. Delays moving the force for more than one hour.

**TASK:** Defend a Minefield (5-OPFOR-0023)

**CONDITION:** The enemy is conducting a minefield sweeping operation. The opposing forces (OPFOR) element has a minefield placed in the enemy's path. The minefield is under constant observation and fire.

**STANDARD:** The OPFOR element defends a minefield against an enemy element conducting a minefield sweeping operation. 1. Prevents the unit from detecting the obstacle. 2. Disrupts the minefield sweeping operation. 3. Prevents the unit from conducting the minefield sweeping operation, prevents the unit from moving all personnel through the breach, or delays the completion of the minefield sweeping operation for more than 45 minutes.

**TASK:** Attack (5-OPFOR-0001)

**CONDITION:** The opposing forces (OPFOR) element has located the enemy. The priority intelligence requirements (PIR) and the other intelligence requirements have been obtained by OPFOR patrols. The OPFOR element has automatic and antiarmor weapons and light mortars.

**STANDARD:** The OPFOR element attempts to seize the terrain, the vehicles, or the equipment. 1. Develops an attack plan. 2. Surprises the enemy unit's main body. 3. Initiates the attack using a scheme of maneuver that exploits the enemy's flanks, gaps, and weaknesses. 4. Uses covered and concealed routes to approach the enemy forces' flanks, gaps, or weakly held areas. 5. Employs indirect fire to support the attack. 6. Penetrates enemy defenses. 7. Destroys the equipment and the supplies. 8. Inflicts heavy casualties. 9. Isolates the combat service support (CSS) base by blocking the reinforcements. 10. Forces the enemy units to displace. 11. Avoids being fixed in one position. 12. Withdraws before the CSS base is reinforced with tactical combat forces.

**TASK:** Surrender to the Capturing Unit on the Battlefield (5-OPFOR-0024)

**CONDITION:** The enemy has captured opposing forces (OPFOR) element's soldiers, documents, and equipment sensitive to the OPFOR tactical operations.



**STANDARD:** The OPFOR soldiers retain or destroy documents and equipment. The OPFOR element surrenders the documents and the equipment of no tactical use to the enemy and attempts to conceal or destroy items of tactical value. The OPFOR element attempts escape and evasion. 1. Prevents the successful capture of the documents and the equipment. 2. Destroys the documents and the equipment. 3. Removes identifying markings from the equipment. 4. Removes unit-identifying insignia. 5. Provides misleading information. 6. Plans an escape. 7. Delays movement to the nearest collection point. 8. Prevents safeguarding of the enemy prisoners of war (EPWs) in order to cause embarrassment to the United States (US).

**TASK:** Disrupt Assembly Area (AA) Activities (5-OPFOR-0013)

**CONDITION:** Intelligence reports indicate that platoon- and company-size enemy units are operating in the opposing forces (OPFOR) area of operations. Enemy units can defend from AAs with direct fire, antiarmor weapons, and indirect fire. The enemy has close air support (CAS) and nuclear, biological, and chemical (NBC) capabilities.

**STANDARD:** The OPFOR element locates and disrupts the enemy's AA activities. 1. Locates the element's AA. 2. Probes the AA with squad- or team-size elements. 3. Inflicts more than 5 percent casualties on the element. 4. Disrupts the element's preparations (prevents or delays beyond the element's allotted time).

**TASK:** Disrupt an Engineer Reconnaissance (5-OPFOR-0022)

**CONDITION:** The enemy is conducting an engineer reconnaissance. The opposing forces (OPFOR) element is positioned along the enemy's route.

**STANDARD:** The OPFOR element disrupts an engineer reconnaissance. 1. Prevents the unit from meeting its specified time schedule. 2. Forces the unit to deviate from its specified route. 3. Prevents the unit from accomplishing its assigned engineer reconnaissance. 4. Surprises the unit conducting the reconnaissance.

**TASK:** Maintain Contact (5-OPFOR-0003)

**CONDITION:** The opposing forces (OPFOR) element is engaged with enemy base-defense forces. The enemy forces are withdrawing under pressure.

**STANDARD:** The OPFOR element maintains enemy contact while the enemy withdraws. 1. Engages the enemy forces decisively. 2. Advances the OPFOR as the enemy forces withdraw. 3. Inflicts heavy casualties. 4. Captures the members of the enemy force. 5. Captures documents and equipment. 6. Safeguards the captured documents, the equipment, and the personnel.

**ELEMENT:** Asphalt and Concrete Section

**TASK:** Set Up Asphalt Plant Equipment (05-2-0820)  
(FM 5-434)

**ITERATION:** 1 2 3 4 5 M (Circle)

**COMMANDER/LEADER ASSESSMENT:** T P U (Circle)

**CONDITIONS:** The unit has received a mission to set up asphalt plant equipment. Authorized equipment and personnel are available. The platoon leader receives guidance for required specifications. Some iterations of this task should be performed in MOPP4.

**TASK STANDARDS:** Set up asphalt plant equipment, ensuring the safety of equipment and personnel at all times. Ensure that specifications are met and equipment is properly set up and placed with maximum efficiency. The time required to perform this task is increased when conducting it in mission-oriented protection posture (MOPP) 4.

TASK STEPS AND PERFORMANCE MEASURES	GO	NO-GO
* 1. Unit leaders conduct troop-leading procedures. 2. The unit conducts construction operations. 3. The unit conducts plant erection. a. Conducted a briefing on erection requirements. b. Ensured that adequate material was on hand. c. Ensured that plant components were raised, blocked, leveled, and secured. d. Ensured that the equipment was calibrated. e. Ensured that operators performed preventive-maintenance checks and services (PMCS). 4. The unit checks work progress. a. Critiqued personnel and supervisors. b. Notified leaders of the project's problems and progress. c. Determined and administered corrective action. d. Ensured that the final product met the design.		

TASK PERFORMANCE / EVALUATION SUMMARY BLOCK							
ITERATION	1	2	3	4	5	M	TOTAL
TOTAL TASK STEPS EVALUATED							
TOTAL TASK STEPS "GO"							
TRAINING STATUS "GO"/"NO-GO"							

"\*" indicates a leader task step.

**SUPPORTING INDIVIDUAL TASKS**

<b>Task Number</b> 052-256-3020	<b>Task Title</b> Interpret a Construction Print	<b>References</b> STP 5-62N34-SM-TG
------------------------------------	---	--

**SUPPORTING COLLECTIVE TASKS: NONE**

**OPFOR TASKS AND STANDARDS****TASK:** Defeat Obstacles (5-OPFOR-0009)**CONDITION:** The opposing forces (OPFOR) element encounters an obstacle that blocks the avenue of approach as it advances upon the enemy forces.**STANDARD:** The OPFOR element bypasses or breaches the enemy obstacle. 1. Detects the obstacle before halting its main body. 2. Defeats the obstacle. a. Bypasses the obstacle without entering the engagement areas. b. Breaches the obstacle within 45 minutes and passes its entire force through the obstacle. 3. Does not incur degradation to the point that the mission must be discontinued.**TASK:** Conduct an Attack (5-OPFOR-0008)**CONDITION:** The enemy is conducting tactical operations. The opposing forces (OPFOR) element receives orders to attack the enemy, the area of occupation, or the main supply route (MSR) with smoke.**STANDARD:** The OPFOR element disrupts the enemy's movement and smoke operations. 1. Determines the delivery method of the smoke attack. 2. Locates the target. 3. Delivers the smoke attack downwind. 4. Attacks the enemy with smoke, and surge attacks when the enemy responds to the smoke.**TASK:** Disrupt a Route Reconnaissance (5-OPFOR-0021)**CONDITION:** The enemy is conducting a route reconnaissance. The opposing forces (OPFOR) element is positioned along the enemy's route.**STANDARD:** The OPFOR element attempts to disrupt a squad/section conducting a route reconnaissance. 1. Prevents the unit from meeting its specified time schedule. 2. Forces the unit to deviate from its specified route. 3. Prevents the unit from reaching its assigned destination. 4. Surprises the squad/section. 5. Inflicts casualties on the unit.**TASK:** Conduct Terrorist and Saboteur Attacks (5-OPFOR-0005)**CONDITION:** The opposing forces (OPFOR) element dispatches small teams into the enemy's rear area to disrupt combat service support (CSS) operations.**STANDARD:** The enemy sustains disrupted command and control (C2), destroyed equipment and supplies, and light casualties. 1. Locates rear support bases and C2 facilities. 2. Delays and disrupts CSS operations through probes. 3. Infiltrates CSS bases to conduct sabotage and terrorist activities. 4. Inflicts light casualties. 5. Destroys supplies and equipment.**TASK:** Disrupt a Net Control Station (NCS) (5-OPFOR-0019)**CONDITION:** The enemy has established a NCS. The opposing forces (OPFOR) element has radio and jamming equipment.**STANDARD:** The OPFOR element attempts to disrupt an NCS. 1. Attempts to locate the radio frequency that the unit is operating on. 2. Attempts to enter the radio net. 3. Attempts to issue "bogus" orders to a unit on the net. 4. Jams the radio frequency and forces the unit to go to an alternate frequency.**TASK:** Disrupt Construction of Vehicle Fighting Positions (5-OPFOR-0020)

**CONDITION:** The opposing forces (OPFOR) element has located the enemy. The priority intelligence requirements (PIR) and other intelligence obtained by OPFOR patrols indicate the enemy is constructing vehicle fighting positions within its defensive area. The OPFOR element has automatic and antiarmor weapons and light mortars.

**STANDARD:** The OPFOR element attempts to disrupt the enemy's efforts to establish vehicle fighting positions. 1. Locates the defensive area. 2. Surprises the main body. 3. Penetrates the defensive area with squad-size probes. 4. Inflicts casualties on the unit. 5. Destroys vehicles. 6. Disrupts the unit's preparations (prevents or delays beyond the unit's allotted time).

**TASK:** Conduct an Aerial Reconnaissance (5-OPFOR-0010)

**CONDITION:** The opposing forces (OPFOR) headquarters (HQ) element requires intelligence on the locations and identification of the enemy elements. Aircraft is dispatched to take photographs and make a visual inspection of the enemy rear area.

**STANDARD:** The OPFOR element gathers photograph intelligence of the enemy. 1. Photographs the assigned sectors. 2. Makes quick visual checks where the ceiling is low. 3. Locates enemy positions in the area, particularly support and storage bases, and command and control (C2) facilities. 4. Sustains no loss of aircraft. 5. Reports priority intelligence requirements (PIR) and other information requirements to the OPFOR HQ.

**TASK:** Conduct an Ambush (5-OPFOR-0007)

**CONDITION:** The enemy is moving in a convoy. The opposing forces (OPFOR) element is positioned along the enemy's route.

**STANDARD:** The OPFOR element inflicts casualties on the enemy and causes vehicle and equipment damage. 1. Prepares an ambush site before the element arrives. 2. Surprises march element forces. 3. Inflicts heavy casualties within the designated kill zone. 4. Inflicts heavy damage to the vehicles and the equipment within the designated kill zone. 5. Delays the march element from reaching a specified destination for a specified period of time. 6. Withdraws on order. 7. Sustains no casualties. 8. Reports actions to superiors.

**TASK:** Conduct a Raid (5-OPFOR-0004)

**CONDITION:** The opposing forces (OPFOR) element has occupied an objective rally point and has orders to conduct a raid on a combat service support (CSS) base.

**STANDARD:** The OPFOR element infiltrates the enemy's base and destroys all of the targets. 1. Surprises the enemy forces. 2. Assaults the support base and accomplishes the assigned tasks. 3. Destroys the specified equipment and supplies. 4. Avoids being decisively engaged. 5. Withdraws all personnel from the objective areas within the time prescribed. 6. Obtains all priority intelligence requirements (PIR) from the raid site. 7. Sustains only light casualties from enemy fire.

**TASK:** Disrupt Defensive Preparations (5-OPFOR-0018)

**CONDITION:** The opposing forces (OPFOR) element has located the enemy. Priority intelligence requirements (PIR) and other intelligence requirements obtained by OPFOR patrols indicate that the enemy elements are establishing defensive positions. The OPFOR element has automatic and antiarmor weapons and light mortars.

**STANDARD:** The OPFOR element disrupts and delays the enemy's defensive preparations. 1. Locates and penetrates the enemy's security system. 2. Forces the enemy to delay defensive preparations. 3. Disrupts the enemy's obstacle preparations.

**TASK:** Disrupt Quarters Party Operations (5-OPFOR-0017)

**CONDITION:** The enemy is conducting quarters party operations. It has established an assembly area (AA) but has not moved in the main body.

**STANDARD:** The opposing forces (OPFOR) element attempts to disrupt quarters party operations and infiltrate the enemy's AA. 1. Locates the quarters party and the AA. 2. Surprises the main body. 3. Penetrates the AA with squad-size probes. 4. Inflicts personnel casualties and vehicle damage. 5. Disrupts the unit's preparations (prevents or delays beyond the unit's allotted time).

**TASK:** Disrupt Movement (5-OPFOR-0014)

**CONDITION:** The enemy is expected to move through the opposing forces (OPFOR) element's area of operations. The OPFOR element has received an operation order (OPORD) or fragmentary order (FRAGO) to disrupt enemy movement. The enemy has the capability to defend with direct fire and antiarmor weapons.

**STANDARD:** The OPFOR element delays enemy movement. 1. Delays the element. 2. Forces the element to deviate from its route. 3. Prevents the element from reaching its destination. 4. Surprises the element's main body.

**TASK:** Disrupt Enemy Movement and Operations Using Persistent and Nonpersistent Chemical Weapons (5-OPFOR-0015)

**CONDITION:** The opposing forces (OPFOR) element has located the enemy. Priority intelligence requirements (PIR) and other intelligence requirements have been obtained by OPFOR patrols. The OPFOR units deliver chemical agents, by means of conventional artillery weapons or aircraft, along selected supply routes and key bases in the rear area.

**STANDARD:** The OPFOR element disrupts enemy movement and operations using persistent and nonpersistent chemical weapons. 1. Delivers chemical agents in low and densely wooded areas. 2. Delays the movement of enemy supplies and equipment to the forward areas. 3. Restricts the movement of the enemy units in the rear area. 4. Channels the movement of enemy units into predesignated ambush areas. 5. Contaminates enemy supplies and equipment. 6. Inflicts a high rate of casualties on enemy forces.

**TASK:** Disrupt Enemy Movement and Operations Using Tactical Nuclear Weapons (5-OPFOR-0016)

**CONDITION:** The opposing forces (OPFOR) element has located the enemy. Priority intelligence requirements (PIR) and other intelligence requirements have been obtained by OPFOR patrols. Tactical nuclear weapons are employed against key locations in the rear area.

**STANDARD:** The OPFOR element disrupts enemy movement and operations. 1. Disrupts or delays the movement of the enemy's equipment and supplies to the forward areas. 2. Destroys enemy equipment and supplies. 3. Inflicts a high rate of nuclear casualties among the enemy forces. 4. Denies the enemy the use of specified areas. 5. Contaminates the enemy's equipment and supplies.

**TASK:** Counter Passage of Lines (5-OPFOR-0012)

**CONDITION:** Enemy forces are in defensive positions, but they are expected to attempt passage-of-lines operations. The opposing forces (OPFOR) received orders to disrupt enemy passage-of-lines operations.

**STANDARD:** The OPFOR element delays or prevents enemy passage of lines. 1. Delays the passage. 2. Prevents the company from moving all personnel through the stationary unit. 3. Engages the main body of either the moving or the stationary unit.

**TASK:** Conduct Sniper Operations (5-OPFOR-0006)

**CONDITION:** The opposing forces (OPFOR) element has assigned snipers (regular or irregular elements) in the enemy's rear area along the main supply route (MSR) and near support sites.

**STANDARD:** The OPFOR element kills or wounds targets. 1. Sets up a well-concealed location. 2. Engages vehicle drivers or personnel on foot with short bursts of semiautomatic fire. 3. Kills or wounds selected targets. 4. Prevents the position from being discovered by enemy forces. 5. Evacuates the area without being spotted. 6. Reports all specified priority intelligence requirements (PIR) and other intelligence requirements to the OPFOR headquarters (HQ).

**TASK:** Conduct Air Attacks (5-OPFOR-0002)

**CONDITION:** The opposing forces (OPFOR) element in the rear area has forwarded the positions of the enemy support sites or the locations of moving elements. The OPFOR aircraft have been dispatched to attack enemy installations or convoys.

**STANDARD:** The OPFOR element attempts to delay, disrupt, or damage the enemy targets by air. 1. Locates the target (support sites or convoys). 2. Makes attack runs on the designated targets. 3. Inflicts heavy damage to the selected target. 4. Sustains no loss of aircraft. 5. Delays moving the force for more than one hour.

**TASK:** Defend a Minefield (5-OPFOR-0023)

**CONDITION:** The enemy is conducting a minefield sweeping operation. The opposing forces (OPFOR) element has a minefield placed in the enemy's path. The minefield is under constant observation and fire.

**STANDARD:** The OPFOR element defends a minefield against an enemy element conducting a minefield sweeping operation. 1. Prevents the unit from detecting the obstacle. 2. Disrupts the minefield sweeping operation. 3. Prevents the unit from conducting the minefield sweeping operation, prevents the unit from moving all personnel through the breach, or delays the completion of the minefield sweeping operation for more than 45 minutes.

**TASK:** Surrender to the Capturing Unit on the Battlefield (5-OPFOR-0024)

**CONDITION:** The enemy has captured opposing forces (OPFOR) element's soldiers, documents, and equipment sensitive to the OPFOR tactical operations.

**STANDARD:** The OPFOR soldiers retain or destroy documents and equipment. The OPFOR element surrenders the documents and the equipment of no tactical use to the enemy and attempts to conceal or destroy items of tactical value. The OPFOR element attempts escape and evasion. 1. Prevents the successful capture of the documents and the equipment. 2. Destroys the documents and the equipment. 3. Removes identifying markings from the equipment. 4. Removes unit-identifying insignia. 5. Provides misleading information. 6. Plans an escape. 7. Delays movement to the nearest collection point. 8. Prevents safeguarding of the enemy prisoners of war (EPWs) in order to cause embarrassment to the United States (US).

**TASK:** Attack (5-OPFOR-0001)

**CONDITION:** The opposing forces (OPFOR) element has located the enemy. The priority intelligence requirements (PIR) and the other intelligence requirements have been obtained by OPFOR patrols. The OPFOR element has automatic and antiarmor weapons and light mortars.

**STANDARD:** The OPFOR element attempts to seize the terrain, the vehicles, or the equipment. 1. Develops an attack plan. 2. Surprises the enemy unit's main body. 3. Initiates the attack using a scheme of maneuver that exploits the enemy's flanks, gaps, and weaknesses. 4. Uses covered and concealed routes to approach the enemy forces' flanks, gaps, or weakly held areas. 5. Employs indirect fire to support the attack. 6. Penetrates enemy defenses. 7. Destroys the equipment and the supplies. 8. Inflicts heavy casualties. 9. Isolates the combat service support (CSS) base by blocking the reinforcements. 10. Forces the enemy units to displace. 11. Avoids being fixed in one position. 12. Withdraws before the CSS base is reinforced with tactical combat forces.

**TASK:** Disrupt Assembly Area (AA) Activities (5-OPFOR-0013)

**CONDITION:** Intelligence reports indicate that platoon- and company-size enemy units are operating in the opposing forces (OPFOR) area of operations. Enemy units can defend from AAs with direct fire, antiarmor weapons, and indirect fire. The enemy has close air support (CAS) and nuclear, biological, and chemical (NBC) capabilities.

**STANDARD:** The OPFOR element locates and disrupts the enemy's AA activities. 1. Locates the element's AA. 2. Probes the AA with squad- or team-size elements. 3. Inflicts more than 5 percent casualties on the element. 4. Disrupts the element's preparations (prevents or delays beyond the element's allotted time).

**TASK:** Disrupt an Engineer Reconnaissance (5-OPFOR-0022)

**CONDITION:** The enemy is conducting an engineer reconnaissance. The opposing forces (OPFOR) element is positioned along the enemy's route.

**STANDARD:** The OPFOR element disrupts an engineer reconnaissance. 1. Prevents the unit from meeting its specified time schedule. 2. Forces the unit to deviate from its specified route. 3. Prevents the unit from accomplishing its assigned engineer reconnaissance. 4. Surprises the unit conducting the reconnaissance.

**TASK:** Maintain Contact (5-OPFOR-0003)

**CONDITION:** The opposing forces (OPFOR) element is engaged with enemy base-defense forces. The enemy forces are withdrawing under pressure.

**STANDARD:** The OPFOR element maintains enemy contact while the enemy withdraws. 1. Engages the enemy forces decisively. 2. Advances the OPFOR as the enemy forces withdraw. 3. Inflicts heavy casualties. 4. Captures the members of the enemy force. 5. Captures documents and equipment. 6. Safeguards the captured documents, the equipment, and the personnel.

**ELEMENT:** Asphalt and Concrete Section

**TASK:** Apply a Tack Coat on a Prepared Surface (05-2-0822)  
(FM 5-434)

**ITERATION:** 1 2 3 4 5 M (Circle)

**COMMANDER/LEADER ASSESSMENT:** T P U (Circle)

**CONDITIONS:** The unit has received a mission to apply a tack coat on a prepared surface. The bituminous material to be used has been selected. All authorized equipment, personnel, and materials are available. The platoon leader receives guidance for the required specifications. Some iterations of this task should be performed in MOPP4.

**TASK STANDARDS:** Apply the tack coat, ensuring the safety of equipment and personnel at all times. Ensure the proper application and curing of the surface. The time required to perform this task is increased when conducting it in mission-oriented protection posture (MOPP) 4.

TASK STEPS AND PERFORMANCE MEASURES	GO	NO-GO
* 1. Unit leaders conduct troop-leading procedures. 2. The unit conducts construction operations. 3. The unit prepares to apply the tack coat. a. Heated the tack coat to the appropriate temperature. b. Swept the surface to be treated. c. Ensured that the spray bar was properly adjusted. 4. The unit applies the tack coat. a. Selected the rate of application. b. Rolled the surface lightly with a rubber-tired roller for uniform distribution of the material. 5. The unit cures the tack coat. a. Cured the surface until it was tacky to the touch. b. Protected the surface from dust and mud.		

TASK PERFORMANCE / EVALUATION SUMMARY BLOCK							
ITERATION	1	2	3	4	5	M	TOTAL
TOTAL TASK STEPS EVALUATED							
TOTAL TASK STEPS "GO"							
TRAINING STATUS "GO"/"NO-GO"							

"\*" indicates a leader task step.

**SUPPORTING INDIVIDUAL TASKS**

<b>Task Number</b> 052-256-3020	<b>Task Title</b> Interpret a Construction Print	<b>References</b> STP 5-62N34-SM-TG
------------------------------------	---	--

**SUPPORTING COLLECTIVE TASKS: NONE**



**OPFOR TASKS AND STANDARDS**

**TASK:** Defeat Obstacles (5-OPFOR-0009)

**CONDITION:** The opposing forces (OPFOR) element encounters an obstacle that blocks the avenue of approach as it advances upon the enemy forces.

**STANDARD:** The OPFOR element bypasses or breaches the enemy obstacle. 1. Detects the obstacle before halting its main body. 2. Defeats the obstacle. a. Bypasses the obstacle without entering the engagement areas. b. Breaches the obstacle within 45 minutes and passes its entire force through the obstacle. 3. Does not incur degradation to the point that the mission must be discontinued.

**TASK:** Conduct an Attack (5-OPFOR-0008)

**CONDITION:** The enemy is conducting tactical operations. The opposing forces (OPFOR) element receives orders to attack the enemy, the area of occupation, or the main supply route (MSR) with smoke.

**STANDARD:** The OPFOR element disrupts the enemy's movement and smoke operations. 1. Determines the delivery method of the smoke attack. 2. Locates the target. 3. Delivers the smoke attack downwind. 4. Attacks the enemy with smoke, and surge attacks when the enemy responds to the smoke.

**TASK:** Disrupt a Route Reconnaissance (5-OPFOR-0021)

**CONDITION:** The enemy is conducting a route reconnaissance. The opposing forces (OPFOR) element is positioned along the enemy's route.

**STANDARD:** The OPFOR element attempts to disrupt a squad/section conducting a route reconnaissance. 1. Prevents the unit from meeting its specified time schedule. 2. Forces the unit to deviate from its specified route. 3. Prevents the unit from reaching its assigned destination. 4. Surprises the squad/section. 5. Inflicts casualties on the unit.

**TASK:** Conduct Terrorist and Saboteur Attacks (5-OPFOR-0005)

**CONDITION:** The opposing forces (OPFOR) element dispatches small teams into the enemy's rear area to disrupt combat service support (CSS) operations.

**STANDARD:** The enemy sustains disrupted command and control (C2), destroyed equipment and supplies, and light casualties. 1. Locates rear support bases and C2 facilities. 2. Delays and disrupts CSS operations through probes. 3. Infiltrates CSS bases to conduct sabotage and terrorist activities. 4. Inflicts light casualties. 5. Destroys supplies and equipment.

**TASK:** Disrupt a Net Control Station (NCS) (5-OPFOR-0019)

**CONDITION:** The enemy has established a NCS. The opposing forces (OPFOR) element has radio and jamming equipment.

**STANDARD:** The OPFOR element attempts to disrupt an NCS. 1. Attempts to locate the radio frequency that the unit is operating on. 2. Attempts to enter the radio net. 3. Attempts to issue "bogus" orders to a unit on the net. 4. Jams the radio frequency and forces the unit to go to an alternate frequency.

**TASK:** Disrupt Construction of Vehicle Fighting Positions (5-OPFOR-0020)

**CONDITION:** The opposing forces (OPFOR) element has located the enemy. The priority intelligence requirements (PIR) and other intelligence obtained by OPFOR patrols indicate the enemy is constructing vehicle fighting positions within its defensive area. The OPFOR element has automatic and antiarmor weapons and light mortars.

**STANDARD:** The OPFOR element attempts to disrupt the enemy's efforts to establish vehicle fighting positions. 1. Locates the defensive area. 2. Surprises the main body. 3. Penetrates the defensive area with squad-size probes. 4. Inflicts casualties on the unit. 5. Destroys vehicles. 6. Disrupts the unit's preparations (prevents or delays beyond the unit's allotted time).

**TASK:** Conduct an Aerial Reconnaissance (5-OPFOR-0010)

**CONDITION:** The opposing forces (OPFOR) headquarters (HQ) element requires intelligence on the locations and identification of the enemy elements. Aircraft is dispatched to take photographs and make a visual inspection of the enemy rear area.

**STANDARD:** The OPFOR element gathers photograph intelligence of the enemy. 1. Photographs the assigned sectors. 2. Makes quick visual checks where the ceiling is low. 3. Locates enemy positions in the area, particularly support and storage bases, and command and control (C2) facilities. 4. Sustains no loss of aircraft. 5. Reports priority intelligence requirements (PIR) and other information requirements to the OPFOR HQ.

**TASK:** Conduct an Ambush (5-OPFOR-0007)

**CONDITION:** The enemy is moving in a convoy. The opposing forces (OPFOR) element is positioned along the enemy's route.

**STANDARD:** The OPFOR element inflicts casualties on the enemy and causes vehicle and equipment damage. 1. Prepares an ambush site before the element arrives. 2. Surprises march element forces. 3. Inflicts heavy casualties within the designated kill zone. 4. Inflicts heavy damage to the vehicles and the equipment within the designated kill zone. 5. Delays the march element from reaching a specified destination for a specified period of time. 6. Withdraws on order. 7. Sustains no casualties. 8. Reports actions to superiors.

**TASK:** Conduct a Raid (5-OPFOR-0004)

**CONDITION:** The opposing forces (OPFOR) element has occupied an objective rally point and has orders to conduct a raid on a combat service support (CSS) base.

**STANDARD:** The OPFOR element infiltrates the enemy's base and destroys all of the targets. 1. Surprises the enemy forces. 2. Assaults the support base and accomplishes the assigned tasks. 3. Destroys the specified equipment and supplies. 4. Avoids being decisively engaged. 5. Withdraws all personnel from the objective areas within the time prescribed. 6. Obtains all priority intelligence requirements (PIR) from the raid site. 7. Sustains only light casualties from enemy fire.

**TASK:** Disrupt Defensive Preparations (5-OPFOR-0018)

**CONDITION:** The opposing forces (OPFOR) element has located the enemy. Priority intelligence requirements (PIR) and other intelligence requirements obtained by OPFOR patrols indicate that the enemy elements are establishing defensive positions. The OPFOR element has automatic and antiarmor weapons and light mortars.

**STANDARD:** The OPFOR element disrupts and delays the enemy's defensive preparations. 1. Locates and penetrates the enemy's security system. 2. Forces the enemy to delay defensive preparations. 3. Disrupts the enemy's obstacle preparations.

**TASK:** Disrupt Quarters Party Operations (5-OPFOR-0017)

**CONDITION:** The enemy is conducting quarters party operations. It has established an assembly area (AA) but has not moved in the main body.

**STANDARD:** The opposing forces (OPFOR) element attempts to disrupt quarters party operations and infiltrate the enemy's AA. 1. Locates the quarters party and the AA. 2. Surprises the main body. 3. Penetrates the AA with squad-size probes. 4. Inflicts personnel casualties and vehicle damage. 5. Disrupts the unit's preparations (prevents or delays beyond the unit's allotted time).

**TASK:** Disrupt Movement (5-OPFOR-0014)

**CONDITION:** The enemy is expected to move through the opposing forces (OPFOR) element's area of operations. The OPFOR element has received an operation order (OPORD) or fragmentary order (FRAGO) to disrupt enemy movement. The enemy has the capability to defend with direct fire and antiarmor weapons.

**STANDARD:** The OPFOR element delays enemy movement. 1. Delays the element. 2. Forces the element to deviate from its route. 3. Prevents the element from reaching its destination. 4. Surprises the element's main body.

**TASK:** Disrupt Enemy Movement and Operations Using Persistent and Nonpersistent Chemical Weapons (5-OPFOR-0015)

**CONDITION:** The opposing forces (OPFOR) element has located the enemy. Priority intelligence requirements (PIR) and other intelligence requirements have been obtained by OPFOR patrols. The OPFOR units deliver chemical agents, by means of conventional artillery weapons or aircraft, along selected supply routes and key bases in the rear area.

**STANDARD:** The OPFOR element disrupts enemy movement and operations using persistent and nonpersistent chemical weapons. 1. Delivers chemical agents in low and densely wooded areas. 2. Delays the movement of enemy supplies and equipment to the forward areas. 3. Restricts the movement of the enemy units in the rear area. 4. Channels the movement of enemy units into predesignated ambush areas. 5. Contaminates enemy supplies and equipment. 6. Inflicts a high rate of casualties on enemy forces.

**TASK:** Disrupt Enemy Movement and Operations Using Tactical Nuclear Weapons (5-OPFOR-0016)

**CONDITION:** The opposing forces (OPFOR) element has located the enemy. Priority intelligence requirements (PIR) and other intelligence requirements have been obtained by OPFOR patrols. Tactical nuclear weapons are employed against key locations in the rear area.

**STANDARD:** The OPFOR element disrupts enemy movement and operations. 1. Disrupts or delays the movement of the enemy's equipment and supplies to the forward areas. 2. Destroys enemy equipment and supplies. 3. Inflicts a high rate of nuclear casualties among the enemy forces. 4. Denies the enemy the use of specified areas. 5. Contaminates the enemy's equipment and supplies.

**TASK:** Counter Passage of Lines (5-OPFOR-0012)

**CONDITION:** Enemy forces are in defensive positions, but they are expected to attempt passage-of-lines operations. The opposing forces (OPFOR) received orders to disrupt enemy passage-of-lines operations.

**STANDARD:** The OPFOR element delays or prevents enemy passage of lines. 1. Delays the passage. 2. Prevents the company from moving all personnel through the stationary unit. 3. Engages the main body of either the moving or the stationary unit.

**TASK:** Conduct Sniper Operations (5-OPFOR-0006)

**CONDITION:** The opposing forces (OPFOR) element has assigned snipers (regular or irregular elements) in the enemy's rear area along the main supply route (MSR) and near support sites.

**STANDARD:** The OPFOR element kills or wounds targets. 1. Sets up a well-concealed location. 2. Engages vehicle drivers or personnel on foot with short bursts of semiautomatic fire. 3. Kills or wounds selected targets. 4. Prevents the position from being discovered by enemy forces. 5. Evacuates the area without being spotted. 6. Reports all specified priority intelligence requirements (PIR) and other intelligence requirements to the OPFOR headquarters (HQ).

**TASK:** Conduct Air Attacks (5-OPFOR-0002)

**CONDITION:** The opposing forces (OPFOR) element in the rear area has forwarded the positions of the enemy support sites or the locations of moving elements. The OPFOR aircraft have been dispatched to attack enemy installations or convoys.

**STANDARD:** The OPFOR element attempts to delay, disrupt, or damage the enemy targets by air. 1. Locates the target (support sites or convoys). 2. Makes attack runs on the designated targets. 3. Inflicts heavy damage to the selected target. 4. Sustains no loss of aircraft. 5. Delays moving the force for more than one hour.

**TASK:** Defend a Minefield (5-OPFOR-0023)

**CONDITION:** The enemy is conducting a minefield sweeping operation. The opposing forces (OPFOR) element has a minefield placed in the enemy's path. The minefield is under constant observation and fire.

**STANDARD:** The OPFOR element defends a minefield against an enemy element conducting a minefield sweeping operation. 1. Prevents the unit from detecting the obstacle. 2. Disrupts the minefield sweeping operation. 3. Prevents the unit from conducting the minefield sweeping operation, prevents the unit from moving all personnel through the breach, or delays the completion of the minefield sweeping operation for more than 45 minutes.

**TASK:** Surrender to the Capturing Unit on the Battlefield (5-OPFOR-0024)

**CONDITION:** The enemy has captured opposing forces (OPFOR) element's soldiers, documents, and equipment sensitive to the OPFOR tactical operations.

**STANDARD:** The OPFOR soldiers retain or destroy documents and equipment. The OPFOR element surrenders the documents and the equipment of no tactical use to the enemy and attempts to conceal or destroy items of tactical value. The OPFOR element attempts escape and evasion. 1. Prevents the successful capture of the documents and the equipment. 2. Destroys the documents and the equipment. 3. Removes identifying markings from the equipment. 4. Removes unit-identifying insignia. 5. Provides misleading information. 6. Plans an escape. 7. Delays movement to the nearest collection point. 8. Prevents safeguarding of the enemy prisoners of war (EPWs) in order to cause embarrassment to the United States (US).

**TASK:** Attack (5-OPFOR-0001)

**CONDITION:** The opposing forces (OPFOR) element has located the enemy. The priority intelligence requirements (PIR) and the other intelligence requirements have been obtained by OPFOR patrols. The OPFOR element has automatic and antiarmor weapons and light mortars.

**STANDARD:** The OPFOR element attempts to seize the terrain, the vehicles, or the equipment. 1. Develops an attack plan. 2. Surprises the enemy unit's main body. 3. Initiates the attack using a scheme of maneuver that exploits the enemy's flanks, gaps, and weaknesses. 4. Uses covered and concealed routes to approach the enemy forces' flanks, gaps, or weakly held areas. 5. Employs indirect fire to support the attack. 6. Penetrates enemy defenses. 7. Destroys the equipment and the supplies. 8. Inflicts heavy casualties. 9. Isolates the combat service support (CSS) base by blocking the reinforcements. 10. Forces the enemy units to displace. 11. Avoids being fixed in one position. 12. Withdraws before the CSS base is reinforced with tactical combat forces.

**TASK:** Disrupt Assembly Area (AA) Activities (5-OPFOR-0013)

**CONDITION:** Intelligence reports indicate that platoon- and company-size enemy units are operating in the opposing forces (OPFOR) area of operations. Enemy units can defend from AAs with direct fire, antiarmor weapons, and indirect fire. The enemy has close air support (CAS) and nuclear, biological, and chemical (NBC) capabilities.

**STANDARD:** The OPFOR element locates and disrupts the enemy's AA activities. 1. Locates the element's AA. 2. Probes the AA with squad- or team-size elements. 3. Inflicts more than 5 percent casualties on the element. 4. Disrupts the element's preparations (prevents or delays beyond the element's allotted time).

**TASK:** Disrupt an Engineer Reconnaissance (5-OPFOR-0022)

**CONDITION:** The enemy is conducting an engineer reconnaissance. The opposing forces (OPFOR) element is positioned along the enemy's route.

**STANDARD:** The OPFOR element disrupts an engineer reconnaissance. 1. Prevents the unit from meeting its specified time schedule. 2. Forces the unit to deviate from its specified route. 3. Prevents the unit from accomplishing its assigned engineer reconnaissance. 4. Surprises the unit conducting the reconnaissance.

**TASK:** Maintain Contact (5-OPFOR-0003)

**CONDITION:** The opposing forces (OPFOR) element is engaged with enemy base-defense forces. The enemy forces are withdrawing under pressure.

**STANDARD:** The OPFOR element maintains enemy contact while the enemy withdraws. 1. Engages the enemy forces decisively. 2. Advances the OPFOR as the enemy forces withdraw. 3. Inflicts heavy casualties. 4. Captures the members of the enemy force. 5. Captures documents and equipment. 6. Safeguards the captured documents, the equipment, and the personnel.



**SUPPORTING COLLECTIVE TASKS: NONE****OPFOR TASKS AND STANDARDS**

**TASK:** Defeat Obstacles (5-OPFOR-0009)

**CONDITION:** The opposing forces (OPFOR) element encounters an obstacle that blocks the avenue of approach as it advances upon the enemy forces.

**STANDARD:** The OPFOR element bypasses or breaches the enemy obstacle. 1. Detects the obstacle before halting its main body. 2. Defeats the obstacle. a. Bypasses the obstacle without entering the engagement areas. b. Breaches the obstacle within 45 minutes and passes its entire force through the obstacle. 3. Does not incur degradation to the point that the mission must be discontinued.

**TASK:** Conduct an Attack (5-OPFOR-0008)

**CONDITION:** The enemy is conducting tactical operations. The opposing forces (OPFOR) element receives orders to attack the enemy, the area of occupation, or the main supply route (MSR) with smoke.

**STANDARD:** The OPFOR element disrupts the enemy's movement and smoke operations. 1. Determines the delivery method of the smoke attack. 2. Locates the target. 3. Delivers the smoke attack downwind. 4. Attacks the enemy with smoke, and surge attacks when the enemy responds to the smoke.

**TASK:** Disrupt a Route Reconnaissance (5-OPFOR-0021)

**CONDITION:** The enemy is conducting a route reconnaissance. The opposing forces (OPFOR) element is positioned along the enemy's route.

**STANDARD:** The OPFOR element attempts to disrupt a squad/section conducting a route reconnaissance. 1. Prevents the unit from meeting its specified time schedule. 2. Forces the unit to deviate from its specified route. 3. Prevents the unit from reaching its assigned destination. 4. Surprises the squad/section. 5. Inflicts casualties on the unit.

**TASK:** Conduct Terrorist and Saboteur Attacks (5-OPFOR-0005)

**CONDITION:** The opposing forces (OPFOR) element dispatches small teams into the enemy's rear area to disrupt combat service support (CSS) operations.

**STANDARD:** The enemy sustains disrupted command and control (C2), destroyed equipment and supplies, and light casualties. 1. Locates rear support bases and C2 facilities. 2. Delays and disrupts CSS operations through probes. 3. Infiltrates CSS bases to conduct sabotage and terrorist activities. 4. Inflicts light casualties. 5. Destroys supplies and equipment.

**TASK:** Disrupt a Net Control Station (NCS) (5-OPFOR-0019)

**CONDITION:** The enemy has established a NCS. The opposing forces (OPFOR) element has radio and jamming equipment.

**STANDARD:** The OPFOR element attempts to disrupt an NCS. 1. Attempts to locate the radio frequency that the unit is operating on. 2. Attempts to enter the radio net. 3. Attempts to issue "bogus" orders to a unit on the net. 4. Jams the radio frequency and forces the unit to go to an alternate frequency.

**TASK:** Disrupt Construction of Vehicle Fighting Positions (5-OPFOR-0020)

**CONDITION:** The opposing forces (OPFOR) element has located the enemy. The priority intelligence requirements (PIR) and other intelligence obtained by OPFOR patrols indicate the enemy is constructing vehicle fighting positions within its defensive area. The OPFOR element has automatic and antiarmor weapons and light mortars.

**STANDARD:** The OPFOR element attempts to disrupt the enemy's efforts to establish vehicle fighting positions. 1. Locates the defensive area. 2. Surprises the main body. 3. Penetrates the defensive area with squad-size probes. 4. Inflicts casualties on the unit. 5. Destroys vehicles. 6. Disrupts the unit's preparations (prevents or delays beyond the unit's allotted time).

**TASK:** Conduct an Aerial Reconnaissance (5-OPFOR-0010)

**CONDITION:** The opposing forces (OPFOR) headquarters (HQ) element requires intelligence on the locations and identification of the enemy elements. Aircraft is dispatched to take photographs and make a visual inspection of the enemy rear area.

**STANDARD:** The OPFOR element gathers photograph intelligence of the enemy. 1. Photographs the assigned sectors. 2. Makes quick visual checks where the ceiling is low. 3. Locates enemy positions in the area, particularly support and storage bases, and command and control (C2) facilities. 4. Sustains no loss of aircraft. 5. Reports priority intelligence requirements (PIR) and other information requirements to the OPFOR HQ.

**TASK:** Disrupt Defensive Preparations (5-OPFOR-0018)

**CONDITION:** The opposing forces (OPFOR) element has located the enemy. Priority intelligence requirements (PIR) and other intelligence requirements obtained by OPFOR patrols indicate that the enemy elements are establishing defensive positions. The OPFOR element has automatic and antiarmor weapons and light mortars.

**STANDARD:** The OPFOR element disrupts and delays the enemy's defensive preparations. 1. Locates and penetrates the enemy's security system. 2. Forces the enemy to delay defensive preparations. 3. Disrupts the enemy's obstacle preparations.

**TASK:** Disrupt Quartering Party Operations (5-OPFOR-0017)

**CONDITION:** The enemy is conducting quartering party operations. It has established an assembly area (AA) but has not moved in the main body.

**STANDARD:** The opposing forces (OPFOR) element attempts to disrupt quartering party operations and infiltrate the enemy's AA. 1. Locates the quartering party and the AA. 2. Surprises the main body. 3. Penetrates the AA with squad-size probes. 4. Inflicts personnel casualties and vehicle damage. 5. Disrupts the unit's preparations (prevents or delays beyond the unit's allotted time).

**TASK:** Disrupt Movement (5-OPFOR-0014)

**CONDITION:** The enemy is expected to move through the opposing forces (OPFOR) element's area of operations. The OPFOR element has received an operation order (OPORD) or fragmentary order (FRAGO) to disrupt enemy movement. The enemy has the capability to defend with direct fire and antiarmor weapons.

**STANDARD:** The OPFOR element delays enemy movement. 1. Delays the element. 2. Forces the element to deviate from its route. 3. Prevents the element from reaching its destination. 4. Surprises the element's main body.



**TASK:** Disrupt Enemy Movement and Operations Using Persistent and Nonpersistent Chemical Weapons (5-OPFOR-0015)

**CONDITION:** The opposing forces (OPFOR) element has located the enemy. Priority intelligence requirements (PIR) and other intelligence requirements have been obtained by OPFOR patrols. The OPFOR units deliver chemical agents, by means of conventional artillery weapons or aircraft, along selected supply routes and key bases in the rear area.

**STANDARD:** The OPFOR element disrupts enemy movement and operations using persistent and nonpersistent chemical weapons. 1. Delivers chemical agents in low and densely wooded areas. 2. Delays the movement of enemy supplies and equipment to the forward areas. 3. Restricts the movement of the enemy units in the rear area. 4. Channels the movement of enemy units into predesignated ambush areas. 5. Contaminates enemy supplies and equipment. 6. Inflicts a high rate of casualties on enemy forces.

**TASK:** Disrupt Enemy Movement and Operations Using Tactical Nuclear Weapons (5-OPFOR-0016)

**CONDITION:** The opposing forces (OPFOR) element has located the enemy. Priority intelligence requirements (PIR) and other intelligence requirements have been obtained by OPFOR patrols. Tactical nuclear weapons are employed against key locations in the rear area.

**STANDARD:** The OPFOR element disrupts enemy movement and operations. 1. Disrupts or delays the movement of the enemy's equipment and supplies to the forward areas. 2. Destroys enemy equipment and supplies. 3. Inflicts a high rate of nuclear casualties among the enemy forces. 4. Denies the enemy the use of specified areas. 5. Contaminates the enemy's equipment and supplies.

**TASK:** Counter Passage of Lines (5-OPFOR-0012)

**CONDITION:** Enemy forces are in defensive positions, but they are expected to attempt passage-of-lines operations. The opposing forces (OPFOR) received orders to disrupt enemy passage-of-lines operations.

**STANDARD:** The OPFOR element delays or prevents enemy passage of lines. 1. Delays the passage. 2. Prevents the company from moving all personnel through the stationary unit. 3. Engages the main body of either the moving or the stationary unit.

**TASK:** Conduct Sniper Operations (5-OPFOR-0006)

**CONDITION:** The opposing forces (OPFOR) element has assigned snipers (regular or irregular elements) in the enemy's rear area along the main supply route (MSR) and near support sites.

**STANDARD:** The OPFOR element kills or wounds targets. 1. Sets up a well-concealed location. 2. Engages vehicle drivers or personnel on foot with short bursts of semiautomatic fire. 3. Kills or wounds selected targets. 4. Prevents the position from being discovered by enemy forces. 5. Evacuates the area without being spotted. 6. Reports all specified priority intelligence requirements (PIR) and other intelligence requirements to the OPFOR headquarters (HQ).

**TASK:** Conduct Air Attacks (5-OPFOR-0002)

**CONDITION:** The opposing forces (OPFOR) element in the rear area has forwarded the positions of the enemy support sites or the locations of moving elements. The OPFOR aircraft have been dispatched to attack enemy installations or convoys.

**STANDARD:** The OPFOR element attempts to delay, disrupt, or damage the enemy targets by air. 1. Locates the target (support sites or convoys). 2. Makes attack runs on the designated targets. 3. Inflicts heavy damage to the selected target. 4. Sustains no loss of aircraft. 5. Delays moving the force for more than one hour.

**TASK:** Conduct a Raid (5-OPFOR-0004)

**CONDITION:** The opposing forces (OPFOR) element has occupied an objective rally point and has orders to conduct a raid on a combat service support (CSS) base.

**STANDARD:** The OPFOR element infiltrates the enemy's base and destroys all of the targets. 1. Surprises the enemy forces. 2. Assaults the support base and accomplishes the assigned tasks. 3. Destroys the specified equipment and supplies. 4. Avoids being decisively engaged. 5. Withdraws all personnel from the objective areas within the time prescribed. 6. Obtains all priority intelligence requirements (PIR) from the raid site. 7. Sustains only light casualties from enemy fire.

**TASK:** Defend a Minefield (5-OPFOR-0023)

**CONDITION:** The enemy is conducting a minefield sweeping operation. The opposing forces (OPFOR) element has a minefield placed in the enemy's path. The minefield is under constant observation and fire.

**STANDARD:** The OPFOR element defends a minefield against an enemy element conducting a minefield sweeping operation. 1. Prevents the unit from detecting the obstacle. 2. Disrupts the minefield sweeping operation. 3. Prevents the unit from conducting the minefield sweeping operation, prevents the unit from moving all personnel through the breach, or delays the completion of the minefield sweeping operation for more than 45 minutes.

**TASK:** Surrender to the Capturing Unit on the Battlefield (5-OPFOR-0024)

**CONDITION:** The enemy has captured opposing forces (OPFOR) element's soldiers, documents, and equipment sensitive to the OPFOR tactical operations.

**STANDARD:** The OPFOR soldiers retain or destroy documents and equipment. The OPFOR element surrenders the documents and the equipment of no tactical use to the enemy and attempts to conceal or destroy items of tactical value. The OPFOR element attempts escape and evasion. 1. Prevents the successful capture of the documents and the equipment. 2. Destroys the documents and the equipment. 3. Removes identifying markings from the equipment. 4. Removes unit-identifying insignia. 5. Provides misleading information. 6. Plans an escape. 7. Delays movement to the nearest collection point. 8. Prevents safeguarding of the enemy prisoners of war (EPWs) in order to cause embarrassment to the United States (US).

**TASK:** Attack (5-OPFOR-0001)

**CONDITION:** The opposing forces (OPFOR) element has located the enemy. The priority intelligence requirements (PIR) and the other intelligence requirements have been obtained by OPFOR patrols. The OPFOR element has automatic and antiarmor weapons and light mortars.

**STANDARD:** The OPFOR element attempts to seize the terrain, the vehicles, or the equipment. 1. Develops an attack plan. 2. Surprises the enemy unit's main body. 3. Initiates the attack using a scheme of maneuver that exploits the enemy's flanks, gaps, and weaknesses. 4. Uses covered and concealed routes to approach the enemy forces' flanks, gaps, or weakly held areas. 5. Employs indirect fire to support the attack. 6. Penetrates enemy defenses. 7. Destroys the equipment and the supplies. 8. Inflicts heavy casualties. 9. Isolates the combat service support (CSS) base by blocking the reinforcements. 10. Forces the enemy units to displace. 11. Avoids being fixed in one position. 12. Withdraws before the CSS base is reinforced with tactical combat forces.

**TASK:** Disrupt Assembly Area (AA) Activities (5-OPFOR-0013)

**CONDITION:** Intelligence reports indicate that platoon- and company-size enemy units are operating in the opposing forces (OPFOR) area of operations. Enemy units can defend from AAs with direct fire, antiarmor weapons, and indirect fire. The enemy has close air support (CAS) and nuclear, biological, and chemical (NBC) capabilities.

**STANDARD:** The OPFOR element locates and disrupts the enemy's AA activities. 1. Locates the element's AA. 2. Probes the AA with squad- or team-size elements. 3. Inflicts more than 5 percent casualties on the element. 4. Disrupts the element's preparations (prevents or delays beyond the element's allotted time).

**TASK:** Disrupt an Engineer Reconnaissance (5-OPFOR-0022)

**CONDITION:** The enemy is conducting an engineer reconnaissance. The opposing forces (OPFOR) element is positioned along the enemy's route.

**STANDARD:** The OPFOR element disrupts an engineer reconnaissance. 1. Prevents the unit from meeting its specified time schedule. 2. Forces the unit to deviate from its specified route. 3. Prevents the unit from accomplishing its assigned engineer reconnaissance. 4. Surprises the unit conducting the reconnaissance.

**TASK:** Conduct an Ambush (5-OPFOR-0007)

**CONDITION:** The enemy is moving in a convoy. The opposing forces (OPFOR) element is positioned along the enemy's route.

**STANDARD:** The OPFOR element inflicts casualties on the enemy and causes vehicle and equipment damage. 1. Prepares an ambush site before the element arrives. 2. Surprises march element forces. 3. Inflicts heavy casualties within the designated kill zone. 4. Inflicts heavy damage to the vehicles and the equipment within the designated kill zone. 5. Delays the march element from reaching a specified destination for a specified period of time. 6. Withdraws on order. 7. Sustains no casualties. 8. Reports actions to superiors.

**TASK:** Maintain Contact (5-OPFOR-0003)

**CONDITION:** The opposing forces (OPFOR) element is engaged with enemy base-defense forces. The enemy forces are withdrawing under pressure.

**STANDARD:** The OPFOR element maintains enemy contact while the enemy withdraws. 1. Engages the enemy forces decisively. 2. Advances the OPFOR as the enemy forces withdraw. 3. Inflicts heavy casualties. 4. Captures the members of the enemy force. 5. Captures documents and equipment. 6. Safeguards the captured documents, the equipment, and the personnel.

**ELEMENTS:** Maintenance Platoon Headquarters  
 Direct Support Maintenance Section  
 Direct Support Maintenance Supply Section  
 Company Maintenance Section

**TASK:** Conduct Petroleum, Oils, and Lubricants (POL) Support Operations (05-3-1014)  
 (FM 10-67-1) (AR 190-51) (DA PAM 25-30)

**ITERATION:** 1 2 3 4 5 (Circle)

**COMMANDER/LEADER ASSESSMENT:** T P U (Circle)

**CONDITIONS:** The platoon is deployed to a theater of operations. An area for storage/distribution is established. The platoon has a standing operating procedure (SOP) on management of POL and refueling of equipment and ground vehicles. This task should not be trained in MOPP4.

**TASK STANDARDS:** The refueling area provides around-the-clock support to the unit's equipment and ground vehicles. The area is closely supervised to ensure a safe and efficient fuel operation. POL stocks are requisitioned, stored, rotated, distributed, and recorded.

TASK STEPS AND PERFORMANCE MEASURES	GO	NO-GO
<p>* 1. The petroleum management officer forecasts requirements for POL, solvents, and preservatives.</p> <ul style="list-style-type: none"> <li>a. Received consolidated status reports from the petroleum inventory control specialist.</li> <li>b. Used daily and monthly status reports to forecast estimates for transportation requirements.</li> </ul> <p>2. The platoon takes precautionary measures against safety and health hazards.</p> <ul style="list-style-type: none"> <li>a. Controlled vapor formations and ignition sources.</li> <li>b. Followed safety precautions during transfer and storage operations.</li> <li>c. Protected themselves against health hazards such as dust, gas, vapor, or liquid contaminants.</li> <li>d. Maintained a comprehensive fire plan that was current and available before performing supply point operations.</li> </ul> <p>* 3. The platoon officer in charge/noncommissioned officer in charge (OIC/NCOIC) ensures that POL is properly maintained, stored, and distributed, to include both operational and prescribed stocks.</p> <ul style="list-style-type: none"> <li>a. Maintained an accurate account of the fuel on hand and the fuel dispensed to each vehicle or piece of equipment.</li> <li>b. Ensured that all storage containers were properly cleaned, filled, marked, and stored.</li> <li>c. Supervised the performance of preventive-maintenance checks and services (PMCS) on POL vehicles and equipment.</li> <li>d. Rotated stock, issuing damaged containers first followed by the oldest products.</li> </ul> <p>4. The petroleum supply specialist maintains an accurate account of the fuel on hand and the fuel dispensed to each vehicle or piece of equipment.</p> <ul style="list-style-type: none"> <li>a. Used accounting records and reports for an accurate account of all receipts, issues, and stocks on hand for both bulk and packaged petroleum products.</li> <li>b. Provided a breakout by type and amount of fuel dispensed in any given period (usually 24 hours), as requested.</li> </ul>		

TASK STEPS AND PERFORMANCE MEASURES	GO	NO-GO
5. Immediately after notification, the platoon prepares to displace the fueling area to a new location according to the platoon SOP. 6. The fuel handler protects fuel from contamination. a. Detected contaminated fuel by taking samples from stored fuel at intervals prescribed by the SOP. b. Inspected and used filters/separators. 7. The fuel handler enforces the physical security plan for the POL operation site. a. Ensured that the fuel point was locked and could not dispense fuel while unattended. b. Ensured that the fuel was dispensed to authorized personnel only.		

TASK PERFORMANCE / EVALUATION SUMMARY BLOCK							
ITERATION	1	2	3	4	5		TOTAL
TOTAL TASK STEPS EVALUATED							
TOTAL TASK STEPS "GO"							
TRAINING STATUS "GO"/"NO-GO"							

"\*" indicates a leader task step.

**SUPPORTING INDIVIDUAL TASKS: NONE**

**SUPPORTING COLLECTIVE TASKS**

Task Number	Task Title	References
05-2-0042	Receive and Distribute Throughput Supplies	ARTEP 5-027-35-MTP ARTEP 5-053-35-MTP ARTEP 5-063-35-MTP ARTEP 5-113-35-MTP ARTEP 5-145-32-MTP ARTEP 5-157-35-MTP ARTEP 5-217-35-MTP ARTEP 5-335-65-MTP ARTEP 5-337-35-MTP ARTEP 5-413-35-MTP ARTEP 5-417-35-MTP ARTEP 5-423-35-MTP ARTEP 5-427-35-MTP ARTEP 5-434-35-MTP ARTEP 5-435-67-MTP ARTEP 5-437-36-MTP ARTEP 5-437-38-MTP ARTEP 5-443-35-MTP ARTEP 5-447-35-MTP ARTEP 5-447-37-MTP ARTEP 5-463-35-MTP ARTEP 5-463-36-MTP ARTEP 5-473-35-MTP ARTEP 5-053-11-MTP
05-3-1600	Receive a Logistical Package (LOGPAC)	

**SUPPORTING COLLECTIVE TASKS**

Task Number	Task Title	References
55-2-0325.05-T01A	Receive External Sling Load Resupply	ARTEP 5-053-12-MTP ARTEP 5-113-11-MTP ARTEP 5-113-12-MTP ARTEP 5-335-70-MTP ARTEP 5-337-10-MTP ARTEP 5-437-10-MTP ARTEP 5-437-11-MTP ARTEP 5-026-34-MTP ARTEP 5-027-35-MTP ARTEP 5-063-35-MTP ARTEP 5-443-35-MTP ARTEP 5-446-34-MTP ARTEP 5-446-36-MTP

**OPFOR TASKS AND STANDARDS**

**TASK:** Defend a Minefield (5-OPFOR-0023)

**CONDITION:** The enemy is conducting a minefield sweeping operation. The opposing forces (OPFOR) element has a minefield placed in the enemy's path. The minefield is under constant observation and fire.

**STANDARD:** The OPFOR element defends a minefield against an enemy element conducting a minefield sweeping operation. 1. Prevents the unit from detecting the obstacle. 2. Disrupts the minefield sweeping operation. 3. Prevents the unit from conducting the minefield sweeping operation, prevents the unit from moving all personnel through the breach, or delays the completion of the minefield sweeping operation for more than 45 minutes.

**TASK:** Conduct an Ambush (5-OPFOR-0007)

**CONDITION:** The enemy is moving in a convoy. The opposing forces (OPFOR) element is positioned along the enemy's route.

**STANDARD:** The OPFOR element inflicts casualties on the enemy and causes vehicle and equipment damage. 1. Prepares an ambush site before the element arrives. 2. Surprises march element forces. 3. Inflicts heavy casualties within the designated kill zone. 4. Inflicts heavy damage to the vehicles and the equipment within the designated kill zone. 5. Delays the march element from reaching a specified destination for a specified period of time. 6. Withdraws on order. 7. Sustains no casualties. 8. Reports actions to superiors.

**TASK:** Maintain Contact (5-OPFOR-0003)

**CONDITION:** The opposing forces (OPFOR) element is engaged with enemy base-defense forces. The enemy forces are withdrawing under pressure.

**STANDARD:** The OPFOR element maintains enemy contact while the enemy withdraws. 1. Engages the enemy forces decisively. 2. Advances the OPFOR as the enemy forces withdraw. 3. Inflicts heavy casualties. 4. Captures the members of the enemy force. 5. Captures documents and equipment. 6. Safeguards the captured documents, the equipment, and the personnel.

**TASK:** Conduct a Raid (5-OPFOR-0004)

**CONDITION:** The opposing forces (OPFOR) element has occupied an objective rally point and has orders to conduct a raid on a combat service support (CSS) base.

**STANDARD:** The OPFOR element infiltrates the enemy's base and destroys all of the targets. 1. Surprises the enemy forces. 2. Assaults the support base and accomplishes the assigned tasks. 3. Destroys the specified equipment and supplies. 4. Avoids being decisively engaged. 5. Withdraws all personnel from the objective areas within the time prescribed. 6. Obtains all priority intelligence requirements (PIR) from the raid site. 7. Sustains only light casualties from enemy fire.

**TASK:** Conduct an Attack (5-OPFOR-0008)

**CONDITION:** The enemy is conducting tactical operations. The opposing forces (OPFOR) element receives orders to attack the enemy, the area of occupation, or the main supply route (MSR) with smoke.

**STANDARD:** The OPFOR element disrupts the enemy's movement and smoke operations. 1. Determines the delivery method of the smoke attack. 2. Locates the target. 3. Delivers the smoke attack downwind. 4. Attacks the enemy with smoke, and surge attacks when the enemy responds to the smoke.

**TASK:** Disrupt a Net Control Station (NCS) (5-OPFOR-0019)

**CONDITION:** The enemy has established a NCS. The opposing forces (OPFOR) element has radio and jamming equipment.

**STANDARD:** The OPFOR element attempts to disrupt an NCS. 1. Attempts to locate the radio frequency that the unit is operating on. 2. Attempts to enter the radio net. 3. Attempts to issue "bogus" orders to a unit on the net. 4. Jams the radio frequency and forces the unit to go to an alternate frequency.

**TASK:** Disrupt Construction of Vehicle Fighting Positions (5-OPFOR-0020)

**CONDITION:** The opposing forces (OPFOR) element has located the enemy. The priority intelligence requirements (PIR) and other intelligence obtained by OPFOR patrols indicate the enemy is constructing vehicle fighting positions within its defensive area. The OPFOR element has automatic and antiarmor weapons and light mortars.

**STANDARD:** The OPFOR element attempts to disrupt the enemy's efforts to establish vehicle fighting positions. 1. Locates the defensive area. 2. Surprises the main body. 3. Penetrates the defensive area with squad-size probes. 4. Inflicts casualties on the unit. 5. Destroys vehicles. 6. Disrupts the unit's preparations (prevents or delays beyond the unit's allotted time).

**TASK:** Defeat Obstacles (5-OPFOR-0009)

**CONDITION:** The opposing forces (OPFOR) element encounters an obstacle that blocks the avenue of approach as it advances upon the enemy forces.

**STANDARD:** The OPFOR element bypasses or breaches the enemy obstacle. 1. Detects the obstacle before halting its main body. 2. Defeats the obstacle. a. Bypasses the obstacle without entering the engagement areas. b. Breaches the obstacle within 45 minutes and passes its entire force through the obstacle. 3. Does not incur degradation to the point that the mission must be discontinued.

**TASK:** Disrupt an Engineer Reconnaissance (5-OPFOR-0022)

**CONDITION:** The enemy is conducting an engineer reconnaissance. The opposing forces (OPFOR) element is positioned along the enemy's route.

**STANDARD:** The OPFOR element disrupts an engineer reconnaissance. 1. Prevents the unit from meeting its specified time schedule. 2. Forces the unit to deviate from its specified route. 3. Prevents the unit from accomplishing its assigned engineer reconnaissance. 4. Surprises the unit conducting the reconnaissance.

**TASK:** Conduct an Aerial Reconnaissance (5-OPFOR-0010)

**CONDITION:** The opposing forces (OPFOR) headquarters (HQ) element requires intelligence on the locations and identification of the enemy elements. Aircraft is dispatched to take photographs and make a visual inspection of the enemy rear area.

**STANDARD:** The OPFOR element gathers photograph intelligence of the enemy. 1. Photographs the assigned sectors. 2. Makes quick visual checks where the ceiling is low. 3. Locates enemy positions in the area, particularly support and storage bases, and command and control (C2) facilities. 4. Sustains no loss of aircraft. 5. Reports priority intelligence requirements (PIR) and other information requirements to the OPFOR HQ.

**TASK:** Conduct Terrorist and Saboteur Attacks (5-OPFOR-0005)

**CONDITION:** The opposing forces (OPFOR) element dispatches small teams into the enemy's rear area to disrupt combat service support (CSS) operations.

**STANDARD:** The enemy sustains disrupted command and control (C2), destroyed equipment and supplies, and light casualties. 1. Locates rear support bases and C2 facilities. 2. Delays and disrupts CSS operations through probes. 3. Infiltrates CSS bases to conduct sabotage and terrorist activities. 4. Inflicts light casualties. 5. Destroys supplies and equipment.

**TASK:** Disrupt a Route Reconnaissance (5-OPFOR-0021)

**CONDITION:** The enemy is conducting a route reconnaissance. The opposing forces (OPFOR) element is positioned along the enemy's route.

**STANDARD:** The OPFOR element attempts to disrupt a squad/section conducting a route reconnaissance. 1. Prevents the unit from meeting its specified time schedule. 2. Forces the unit to deviate from its specified route. 3. Prevents the unit from reaching its assigned destination. 4. Surprises the squad/section. 5. Inflicts casualties on the unit.

**TASK:** Disrupt Defensive Preparations (5-OPFOR-0018)

**CONDITION:** The opposing forces (OPFOR) element has located the enemy. Priority intelligence requirements (PIR) and other intelligence requirements obtained by OPFOR patrols indicate that the enemy elements are establishing defensive positions. The OPFOR element has automatic and antiarmor weapons and light mortars.

**STANDARD:** The OPFOR element disrupts and delays the enemy's defensive preparations. 1. Locates and penetrates the enemy's security system. 2. Forces the enemy to delay defensive preparations. 3. Disrupts the enemy's obstacle preparations.

**TASK:** Disrupt Quartering Party Operations (5-OPFOR-0017)

**CONDITION:** The enemy is conducting quartering party operations. It has established an assembly area (AA) but has not moved in the main body.



**STANDARD:** The opposing forces (OPFOR) element attempts to disrupt quartering party operations and infiltrate the enemy's AA. 1. Locates the quartering party and the AA. 2. Surprises the main body. 3. Penetrates the AA with squad-size probes. 4. Inflicts personnel casualties and vehicle damage. 5. Disrupts the unit's preparations (prevents or delays beyond the unit's allotted time).

**TASK:** Disrupt Enemy Movement and Operations Using Tactical Nuclear Weapons (5-OPFOR-0016)

**CONDITION:** The opposing forces (OPFOR) element has located the enemy. Priority intelligence requirements (PIR) and other intelligence requirements have been obtained by OPFOR patrols. Tactical nuclear weapons are employed against key locations in the rear area.

**STANDARD:** The OPFOR element disrupts enemy movement and operations. 1. Disrupts or delays the movement of the enemy's equipment and supplies to the forward areas. 2. Destroys enemy equipment and supplies. 3. Inflicts a high rate of nuclear casualties among the enemy forces. 4. Denies the enemy the use of specified areas. 5. Contaminates the enemy's equipment and supplies.

**TASK:** Disrupt Enemy Movement and Operations Using Persistent and Nonpersistent Chemical Weapons (5-OPFOR-0015)

**CONDITION:** The opposing forces (OPFOR) element has located the enemy. Priority intelligence requirements (PIR) and other intelligence requirements have been obtained by OPFOR patrols. The OPFOR units deliver chemical agents, by means of conventional artillery weapons or aircraft, along selected supply routes and key bases in the rear area.

**STANDARD:** The OPFOR element disrupts enemy movement and operations using persistent and nonpersistent chemical weapons. 1. Delivers chemical agents in low and densely wooded areas. 2. Delays the movement of enemy supplies and equipment to the forward areas. 3. Restricts the movement of the enemy units in the rear area. 4. Channels the movement of enemy units into predesignated ambush areas. 5. Contaminates enemy supplies and equipment. 6. Inflicts a high rate of casualties on enemy forces.

**TASK:** Counter Passage of Lines (5-OPFOR-0012)

**CONDITION:** Enemy forces are in defensive positions, but they are expected to attempt passage-of-lines operations. The opposing forces (OPFOR) received orders to disrupt enemy passage-of-lines operations.

**STANDARD:** The OPFOR element delays or prevents enemy passage of lines. 1. Delays the passage. 2. Prevents the company from moving all personnel through the stationary unit. 3. Engages the main body of either the moving or the stationary unit.

**TASK:** Disrupt Movement (5-OPFOR-0014)

**CONDITION:** The enemy is expected to move through the opposing forces (OPFOR) element's area of operations. The OPFOR element has received an operation order (OPORD) or fragmentary order (FRAGO) to disrupt enemy movement. The enemy has the capability to defend with direct fire and antiarmor weapons.

**STANDARD:** The OPFOR element delays enemy movement. 1. Delays the element. 2. Forces the element to deviate from its route. 3. Prevents the element from reaching its destination. 4. Surprises the element's main body.

**TASK:** Disrupt Assembly Area (AA) Activities (5-OPFOR-0013)

**CONDITION:** Intelligence reports indicate that platoon- and company-size enemy units are operating in the opposing forces (OPFOR) area of operations. Enemy units can defend from AAs with direct fire, antiarmor weapons, and indirect fire. The enemy has close air support (CAS) and nuclear, biological, and chemical (NBC) capabilities.

**STANDARD:** The OPFOR element locates and disrupts the enemy's AA activities. 1. Locates the element's AA. 2. Probes the AA with squad- or team-size elements. 3. Inflicts more than 5 percent casualties on the element. 4. Disrupts the element's preparations (prevents or delays beyond the element's allotted time).

**TASK:** Conduct Sniper Operations (5-OPFOR-0006)

**CONDITION:** The opposing forces (OPFOR) element has assigned snipers (regular or irregular elements) in the enemy's rear area along the main supply route (MSR) and near support sites.

**STANDARD:** The OPFOR element kills or wounds targets. 1. Sets up a well-concealed location. 2. Engages vehicle drivers or personnel on foot with short bursts of semiautomatic fire. 3. Kills or wounds selected targets. 4. Prevents the position from being discovered by enemy forces. 5. Evacuates the area without being spotted. 6. Reports all specified priority intelligence requirements (PIR) and other intelligence requirements to the OPFOR headquarters (HQ).

**TASK:** Conduct Air Attacks (5-OPFOR-0002)

**CONDITION:** The opposing forces (OPFOR) element in the rear area has forwarded the positions of the enemy support sites or the locations of moving elements. The OPFOR aircraft have been dispatched to attack enemy installations or convoys.

**STANDARD:** The OPFOR element attempts to delay, disrupt, or damage the enemy targets by air. 1. Locates the target (support sites or convoys). 2. Makes attack runs on the designated targets. 3. Inflicts heavy damage to the selected target. 4. Sustains no loss of aircraft. 5. Delays moving the force for more than one hour.

**TASK:** Attack (5-OPFOR-0001)

**CONDITION:** The opposing forces (OPFOR) element has located the enemy. The priority intelligence requirements (PIR) and the other intelligence requirements have been obtained by OPFOR patrols. The OPFOR element has automatic and antiarmor weapons and light mortars.

**STANDARD:** The OPFOR element attempts to seize the terrain, the vehicles, or the equipment. 1. Develops an attack plan. 2. Surprises the enemy unit's main body. 3. Initiates the attack using a scheme of maneuver that exploits the enemy's flanks, gaps, and weaknesses. 4. Uses covered and concealed routes to approach the enemy forces' flanks, gaps, or weakly held areas. 5. Employs indirect fire to support the attack. 6. Penetrates enemy defenses. 7. Destroys the equipment and the supplies. 8. Inflicts heavy casualties. 9. Isolates the combat service support (CSS) base by blocking the reinforcements. 10. Forces the enemy units to displace. 11. Avoids being fixed in one position. 12. Withdraws before the CSS base is reinforced with tactical combat forces.

**TASK:** Surrender to the Capturing Unit on the Battlefield (5-OPFOR-0024)

**CONDITION:** The enemy has captured opposing forces (OPFOR) element's soldiers, documents, and equipment sensitive to the OPFOR tactical operations.

**STANDARD:** The OPFOR soldiers retain or destroy documents and equipment. The OPFOR element surrenders the documents and the equipment of no tactical use to the enemy and attempts to conceal or destroy items of tactical value. The OPFOR element attempts escape and evasion. 1. Prevents the successful capture of the documents and the equipment. 2. Destroys the documents and the equipment. 3. Removes identifying markings from the equipment. 4. Removes unit-identifying insignia. 5. Provides misleading information. 6. Plans an escape. 7. Delays movement to the nearest collection point. 8. Prevents safeguarding of the enemy prisoners of war (EPWs) in order to cause embarrassment to the United States (US).

**ELEMENT:** Direct Support Maintenance Supply Section

**TASK:** Conduct Direct-Support Maintenance (05-3-1125)  
(FM 4-30.3) (DA PAM 738-750)

**ITERATION:** 1 2 3 4 5 (Circle)

**COMMANDER/LEADER ASSESSMENT:** T P U (Circle)

**CONDITIONS:** The platoon is providing direct-support maintenance for units conducting combat or construction operations. This task should not be trained in MOPP4.

**TASK STANDARDS:** The platoon repairs equipment requiring direct-support-level maintenance.

TASK STEPS AND PERFORMANCE MEASURES	GO	NO-GO
<p>* 1. The maintenance shop officer/noncommissioned officer (NCO) receives vehicles and all appropriate paperwork (Department of the Army [DA] Forms 2404 and 2407).</p> <p>2. The inspector conducts an initial inspection.</p> <ul style="list-style-type: none"> <li>a. Rejected equipment if operator or organizational-level maintenance was not performed.</li> <li>b. Accepted equipment if operator and organizational-level maintenance was performed.</li> </ul> <p>3. Inspectors perform a diagnostic inspection to determine faults and parts required for repairs.</p> <ul style="list-style-type: none"> <li>a. Used special diagnostic test equipment to determine faults.</li> <li>b. Used the appropriate technical manuals (TMs) during inspection.</li> <li>c. Recorded faults and repair parts needed on DA Form 2404.</li> </ul> <p>4. The shop supply clerk verifies and orders the required repair parts.</p> <ul style="list-style-type: none"> <li>a. Used DA Form 2765-1 to order repair parts.</li> <li>b. Verified the job order priority with the shop officer in charge (OIC)/NCO, logged in job order packets on DA Form 2405, and placed packets in the accepted job order section of the file.</li> <li>c. The shop supply clerk or other production control personnel updated the status of job packets to prevent interruption in the normal work flow.</li> </ul> <p>5. The maintenance platoon mechanic repairs equipment.</p> <ul style="list-style-type: none"> <li>a. Received the job packet.</li> <li>b. Used applicable TMs and maintenance allocation charts during repairs.</li> <li>c. Ensured that special tools were available to make repairs.</li> <li>d. Wore special clothing during repairs.</li> <li>e. Used special safety equipment.</li> <li>f. Used the proper tools for the intended job.</li> <li>g. Completed the job and returned the job packet to the shop supply clerk or other production control personnel.</li> </ul> <p>6. Inspectors make a final inspection.</p> <ul style="list-style-type: none"> <li>a. Ensured that repairs were made according to DA Form 2404 and applicable TMs.</li> <li>b. Made minor adjustments or corrections if needed.</li> <li>c. Closed out the job packet and returned it to the production control personnel.</li> </ul>		

TASK STEPS AND PERFORMANCE MEASURES	GO	NO-GO
<p>7. The shop supply clerk or other production control personnel close out the job packet on DA Form 2405.</p> <ul style="list-style-type: none"> <li>a. Ensured that all forms were completed.</li> <li>b. Notified the using unit that repairs were complete and equipment was ready for pick up.</li> </ul> <p>8. Maintenance personnel provide on-site maintenance to all using units.</p> <ul style="list-style-type: none"> <li>a. Identified the unit.</li> <li>b. Identified the equipment.</li> <li>c. Located the unit (map coordinates).</li> <li>d. Identified the nature of the damage.</li> <li>e. Evaluated on-site reparability.</li> <li>f. Identified the required repair parts.</li> <li>g. Performed organic recoverability.</li> <li>h. Provided advice and assistance in correcting equipment failures noted during inspection.</li> <li>i. Provided assistance to the using unit in evacuating equipment to a higher maintenance level for repair.</li> </ul>		

TASK PERFORMANCE / EVALUATION SUMMARY BLOCK							
ITERATION	1	2	3	4	5		TOTAL
TOTAL TASK STEPS EVALUATED							
TOTAL TASK STEPS "GO"							
TRAINING STATUS "GO"/"NO-GO"							

"\*" indicates a leader task step.

**SUPPORTING INDIVIDUAL TASKS: NONE**

**SUPPORTING COLLECTIVE TASKS: NONE**

**OPFOR TASKS AND STANDARDS**

**TASK:** Defend a Minefield (5-OPFOR-0023)

**CONDITION:** The enemy is conducting a minefield sweeping operation. The opposing forces (OPFOR) element has a minefield placed in the enemy's path. The minefield is under constant observation and fire.

**STANDARD:** The OPFOR element defends a minefield against an enemy element conducting a minefield sweeping operation. 1. Prevents the unit from detecting the obstacle. 2. Disrupts the minefield sweeping operation. 3. Prevents the unit from conducting the minefield sweeping operation, prevents the unit from moving all personnel through the breach, or delays the completion of the minefield sweeping operation for more than 45 minutes.

**TASK:** Conduct an Ambush (5-OPFOR-0007)

**CONDITION:** The enemy is moving in a convoy. The opposing forces (OPFOR) element is positioned along the enemy's route.

**STANDARD:** The OPFOR element inflicts casualties on the enemy and causes vehicle and equipment damage. 1. Prepares an ambush site before the element arrives. 2. Surprises march element forces. 3. Inflicts heavy casualties within the designated kill zone. 4. Inflicts heavy damage to the vehicles and the equipment within the designated kill zone. 5. Delays the march element from reaching a specified destination for a specified period of time. 6. Withdraws on order. 7. Sustains no casualties. 8. Reports actions to superiors.

**TASK:** Maintain Contact (5-OPFOR-0003)

**CONDITION:** The opposing forces (OPFOR) element is engaged with enemy base-defense forces. The enemy forces are withdrawing under pressure.

**STANDARD:** The OPFOR element maintains enemy contact while the enemy withdraws. 1. Engages the enemy forces decisively. 2. Advances the OPFOR as the enemy forces withdraw. 3. Inflicts heavy casualties. 4. Captures the members of the enemy force. 5. Captures documents and equipment. 6. Safeguards the captured documents, the equipment, and the personnel.

**TASK:** Conduct a Raid (5-OPFOR-0004)

**CONDITION:** The opposing forces (OPFOR) element has occupied an objective rally point and has orders to conduct a raid on a combat service support (CSS) base.

**STANDARD:** The OPFOR element infiltrates the enemy's base and destroys all of the targets. 1. Surprises the enemy forces. 2. Assaults the support base and accomplishes the assigned tasks. 3. Destroys the specified equipment and supplies. 4. Avoids being decisively engaged. 5. Withdraws all personnel from the objective areas within the time prescribed. 6. Obtains all priority intelligence requirements (PIR) from the raid site. 7. Sustains only light casualties from enemy fire.

**TASK:** Conduct an Attack (5-OPFOR-0008)

**CONDITION:** The enemy is conducting tactical operations. The opposing forces (OPFOR) element receives orders to attack the enemy, the area of occupation, or the main supply route (MSR) with smoke.

**STANDARD:** The OPFOR element disrupts the enemy's movement and smoke operations. 1. Determines the delivery method of the smoke attack. 2. Locates the target. 3. Delivers the smoke attack downwind. 4. Attacks the enemy with smoke, and surge attacks when the enemy responds to the smoke.

**TASK:** Disrupt a Net Control Station (NCS) (5-OPFOR-0019)

**CONDITION:** The enemy has established a NCS. The opposing forces (OPFOR) element has radio and jamming equipment.

**STANDARD:** The OPFOR element attempts to disrupt an NCS. 1. Attempts to locate the radio frequency that the unit is operating on. 2. Attempts to enter the radio net. 3. Attempts to issue "bogus" orders to a unit on the net. 4. Jams the radio frequency and forces the unit to go to an alternate frequency.

**TASK:** Disrupt Construction of Vehicle Fighting Positions (5-OPFOR-0020)

**CONDITION:** The opposing forces (OPFOR) element has located the enemy. The priority intelligence requirements (PIR) and other intelligence obtained by OPFOR patrols indicate the enemy is constructing vehicle fighting positions within its defensive area. The OPFOR element has automatic and antiarmor weapons and light mortars.

**STANDARD:** The OPFOR element attempts to disrupt the enemy's efforts to establish vehicle fighting positions. 1. Locates the defensive area. 2. Surprises the main body. 3. Penetrates the defensive area with squad-size probes. 4. Inflicts casualties on the unit. 5. Destroys vehicles. 6. Disrupts the unit's preparations (prevents or delays beyond the unit's allotted time).

**TASK:** Defeat Obstacles (5-OPFOR-0009)

**CONDITION:** The opposing forces (OPFOR) element encounters an obstacle that blocks the avenue of approach as it advances upon the enemy forces.

**STANDARD:** The OPFOR element bypasses or breaches the enemy obstacle. 1. Detects the obstacle before halting its main body. 2. Defeats the obstacle. a. Bypasses the obstacle without entering the engagement areas. b. Breaches the obstacle within 45 minutes and passes its entire force through the obstacle. 3. Does not incur degradation to the point that the mission must be discontinued.

**TASK:** Disrupt an Engineer Reconnaissance (5-OPFOR-0022)

**CONDITION:** The enemy is conducting an engineer reconnaissance. The opposing forces (OPFOR) element is positioned along the enemy's route.

**STANDARD:** The OPFOR element disrupts an engineer reconnaissance. 1. Prevents the unit from meeting its specified time schedule. 2. Forces the unit to deviate from its specified route. 3. Prevents the unit from accomplishing its assigned engineer reconnaissance. 4. Surprises the unit conducting the reconnaissance.

**TASK:** Conduct an Aerial Reconnaissance (5-OPFOR-0010)

**CONDITION:** The opposing forces (OPFOR) headquarters (HQ) element requires intelligence on the locations and identification of the enemy elements. Aircraft is dispatched to take photographs and make a visual inspection of the enemy rear area.

**STANDARD:** The OPFOR element gathers photograph intelligence of the enemy. 1. Photographs the assigned sectors. 2. Makes quick visual checks where the ceiling is low. 3. Locates enemy positions in the area, particularly support and storage bases, and command and control (C2) facilities. 4. Sustains no loss of aircraft. 5. Reports priority intelligence requirements (PIR) and other information requirements to the OPFOR HQ.

**TASK:** Conduct Terrorist and Saboteur Attacks (5-OPFOR-0005)

**CONDITION:** The opposing forces (OPFOR) element dispatches small teams into the enemy's rear area to disrupt combat service support (CSS) operations.

**STANDARD:** The enemy sustains disrupted command and control (C2), destroyed equipment and supplies, and light casualties. 1. Locates rear support bases and C2 facilities. 2. Delays and disrupts CSS operations through probes. 3. Infiltrates CSS bases to conduct sabotage and terrorist activities. 4. Inflicts light casualties. 5. Destroys supplies and equipment.

**TASK:** Surrender to the Capturing Unit on the Battlefield (5-OPFOR-0024)

**CONDITION:** The enemy has captured opposing forces (OPFOR) element's soldiers, documents, and equipment sensitive to the OPFOR tactical operations.

**STANDARD:** The OPFOR soldiers retain or destroy documents and equipment. The OPFOR element surrenders the documents and the equipment of no tactical use to the enemy and attempts to conceal or destroy items of tactical value. The OPFOR element attempts escape and evasion. 1. Prevents the successful capture of the documents and the equipment. 2. Destroys the documents and the equipment. 3. Removes identifying markings from the equipment. 4. Removes unit-identifying insignia. 5. Provides misleading information. 6. Plans an escape. 7. Delays movement to the nearest collection point. 8. Prevents safeguarding of the enemy prisoners of war (EPWs) in order to cause embarrassment to the United States (US).

**TASK:** Disrupt a Route Reconnaissance (5-OPFOR-0021)

**CONDITION:** The enemy is conducting a route reconnaissance. The opposing forces (OPFOR) element is positioned along the enemy's route.

**STANDARD:** The OPFOR element attempts to disrupt a squad/section conducting a route reconnaissance. 1. Prevents the unit from meeting its specified time schedule. 2. Forces the unit to deviate from its specified route. 3. Prevents the unit from reaching its assigned destination. 4. Surprises the squad/section. 5. Inflicts casualties on the unit.

**TASK:** Disrupt Defensive Preparations (5-OPFOR-0018)

**CONDITION:** The opposing forces (OPFOR) element has located the enemy. Priority intelligence requirements (PIR) and other intelligence requirements obtained by OPFOR patrols indicate that the enemy elements are establishing defensive positions. The OPFOR element has automatic and antiarmor weapons and light mortars.

**STANDARD:** The OPFOR element disrupts and delays the enemy's defensive preparations. 1. Locates and penetrates the enemy's security system. 2. Forces the enemy to delay defensive preparations. 3. Disrupts the enemy's obstacle preparations.

**TASK:** Disrupt Quartering Party Operations (5-OPFOR-0017)

**CONDITION:** The enemy is conducting quartering party operations. It has established an assembly area (AA) but has not moved in the main body.

**STANDARD:** The opposing forces (OPFOR) element attempts to disrupt quartering party operations and infiltrate the enemy's AA. 1. Locates the quartering party and the AA. 2. Surprises the main body. 3. Penetrates the AA with squad-size probes. 4. Inflicts personnel casualties and vehicle damage. 5. Disrupts the unit's preparations (prevents or delays beyond the unit's allotted time).

**TASK:** Disrupt Enemy Movement and Operations Using Tactical Nuclear Weapons (5-OPFOR-0016)

**CONDITION:** The opposing forces (OPFOR) element has located the enemy. Priority intelligence requirements (PIR) and other intelligence requirements have been obtained by OPFOR patrols. Tactical nuclear weapons are employed against key locations in the rear area.

**STANDARD:** The OPFOR element disrupts enemy movement and operations. 1. Disrupts or delays the movement of the enemy's equipment and supplies to the forward areas. 2. Destroys enemy equipment and supplies. 3. Inflicts a high rate of nuclear casualties among the enemy forces. 4. Denies the enemy the use of specified areas. 5. Contaminates the enemy's equipment and supplies.

**TASK:** Disrupt Enemy Movement and Operations Using Persistent and Nonpersistent Chemical Weapons (5-OPFOR-0015)



**CONDITION:** The opposing forces (OPFOR) element has located the enemy. Priority intelligence requirements (PIR) and other intelligence requirements have been obtained by OPFOR patrols. The OPFOR units deliver chemical agents, by means of conventional artillery weapons or aircraft, along selected supply routes and key bases in the rear area.

**STANDARD:** The OPFOR element disrupts enemy movement and operations using persistent and nonpersistent chemical weapons. 1. Delivers chemical agents in low and densely wooded areas. 2. Delays the movement of enemy supplies and equipment to the forward areas. 3. Restricts the movement of the enemy units in the rear area. 4. Channels the movement of enemy units into predesignated ambush areas. 5. Contaminates enemy supplies and equipment. 6. Inflicts a high rate of casualties on enemy forces.

**TASK:** Counter Passage of Lines (5-OPFOR-0012)

**CONDITION:** Enemy forces are in defensive positions, but they are expected to attempt passage-of-lines operations. The opposing forces (OPFOR) received orders to disrupt enemy passage-of-lines operations.

**STANDARD:** The OPFOR element delays or prevents enemy passage of lines. 1. Delays the passage. 2. Prevents the company from moving all personnel through the stationary unit. 3. Engages the main body of either the moving or the stationary unit.

**TASK:** Disrupt Movement (5-OPFOR-0014)

**CONDITION:** The enemy is expected to move through the opposing forces (OPFOR) element's area of operations. The OPFOR element has received an operation order (OPORD) or fragmentary order (FRAGO) to disrupt enemy movement. The enemy has the capability to defend with direct fire and antiarmor weapons.

**STANDARD:** The OPFOR element delays enemy movement. 1. Delays the element. 2. Forces the element to deviate from its route. 3. Prevents the element from reaching its destination. 4. Surprises the element's main body.

**TASK:** Disrupt Assembly Area (AA) Activities (5-OPFOR-0013)

**CONDITION:** Intelligence reports indicate that platoon- and company-size enemy units are operating in the opposing forces (OPFOR) area of operations. Enemy units can defend from AAs with direct fire, antiarmor weapons, and indirect fire. The enemy has close air support (CAS) and nuclear, biological, and chemical (NBC) capabilities.

**STANDARD:** The OPFOR element locates and disrupts the enemy's AA activities. 1. Locates the element's AA. 2. Probes the AA with squad- or team-size elements. 3. Inflicts more than 5 percent casualties on the element. 4. Disrupts the element's preparations (prevents or delays beyond the element's allotted time).

**TASK:** Conduct Sniper Operations (5-OPFOR-0006)

**CONDITION:** The opposing forces (OPFOR) element has assigned snipers (regular or irregular elements) in the enemy's rear area along the main supply route (MSR) and near support sites.

**STANDARD:** The OPFOR element kills or wounds targets. 1. Sets up a well-concealed location. 2. Engages vehicle drivers or personnel on foot with short bursts of semiautomatic fire. 3. Kills or wounds selected targets. 4. Prevents the position from being discovered by enemy forces. 5. Evacuates the area without being spotted. 6. Reports all specified priority intelligence requirements (PIR) and other intelligence requirements to the OPFOR headquarters (HQ).

**TASK:** Conduct Air Attacks (5-OPFOR-0002)

**CONDITION:** The opposing forces (OPFOR) element in the rear area has forwarded the positions of the enemy support sites or the locations of moving elements. The OPFOR aircraft have been dispatched to attack enemy installations or convoys.

**STANDARD:** The OPFOR element attempts to delay, disrupt, or damage the enemy targets by air. 1. Locates the target (support sites or convoys). 2. Makes attack runs on the designated targets. 3. Inflicts heavy damage to the selected target. 4. Sustains no loss of aircraft. 5. Delays moving the force for more than one hour.

**TASK:** Attack (5-OPFOR-0001)

**CONDITION:** The opposing forces (OPFOR) element has located the enemy. The priority intelligence requirements (PIR) and the other intelligence requirements have been obtained by OPFOR patrols. The OPFOR element has automatic and antiarmor weapons and light mortars.

**STANDARD:** The OPFOR element attempts to seize the terrain, the vehicles, or the equipment. 1. Develops an attack plan. 2. Surprises the enemy unit's main body. 3. Initiates the attack using a scheme of maneuver that exploits the enemy's flanks, gaps, and weaknesses. 4. Uses covered and concealed routes to approach the enemy forces' flanks, gaps, or weakly held areas. 5. Employs indirect fire to support the attack. 6. Penetrates enemy defenses. 7. Destroys the equipment and the supplies. 8. Inflicts heavy casualties. 9. Isolates the combat service support (CSS) base by blocking the reinforcements. 10. Forces the enemy units to displace. 11. Avoids being fixed in one position. 12. Withdraws before the CSS base is reinforced with tactical combat forces.

**ELEMENTS:** Treatment Team  
 Ambulance Team  
 Combat Medical Section

**TASK:** Treat Casualties (for Units Without Medical Treatment Personnel) (08-2-0003.05-T01A)  
 (FM 21-11) (FM 8-285)

**ITERATION:** 1 2 3 4 5 M (Circle)

**COMMANDER/LEADER ASSESSMENT:** T P U (Circle)

**CONDITIONS:** The unit has sustained casualties. The unit has no organic medical treatment personnel. Threat force contact has been broken. Soldiers have been wounded and may have chemical contamination or nonbattle injuries. Some unit members have been assigned the additional duty of combat lifesaver. Unit personnel are performing first aid (self-aid/buddy aid), and combat lifesavers are providing enhanced first aid until medical treatment personnel arrive. This task is performed simultaneously with other reorganization tasks. The higher headquarters (HQ) tactical standing operating procedure (TACSOP) and operation order (OPORD) are available. Simplified collective-protection equipment (SCPE) is on hand and/or field expedient and natural shelters are available.

**NOTE:** This task should not be trained in mission-oriented protection posture (MOPP) 4 except when treating nuclear, biological, and chemical (NBC) casualties. Some iterations of this task should be performed in MOPP4.

**TASK STANDARDS:** Unit personnel provide first aid for casualties according to Field Manual (FM) 21-11, FM 8-285, and combat lifesaver certification standards. At MOPP4, performance degradation factors increase the time required to provide treatment and limit the type of treatment provided.

TASK STEPS AND PERFORMANCE MEASURES	GO	NO-GO
<p>* 1. The commander and leaders supervise the first aid of casualties.</p> <ul style="list-style-type: none"> <li>a. Developed a treatment plan.</li> <li>b. Monitored the treatment for compliance with FM 21-11 and to ensure that all casualties were treated.</li> <li>c. Directed the employment of combat lifesavers to treat casualties.</li> <li>d. Monitored battlefield stress reduction and prevention procedures.</li> </ul> <p>NOTE: See Task 08-2-R303.05-T01A for detailed procedures.</p> <ul style="list-style-type: none"> <li>e. Reported casualties, as required.</li> <li>f. Coordinated replenishment of Class VIII supplies with higher HQ logistic element according to the TACSOP.</li> <li>g. Directed distribution of Class VIII supplies and equipment according to the TACSOP.</li> <li>h. Enforced quality control (QC) procedures for Class VIII items issued to unit elements.</li> </ul> <p>2. Unit personnel survey casualties, checking for--</p> <ul style="list-style-type: none"> <li>a. Responsiveness.</li> <li>b. Breathing.</li> <li>c. Bleeding.</li> <li>d. Shock.</li> <li>e. Fractures, to include cervical spine and back fractures.</li> <li>f. Burns.</li> <li>g. Head injuries.</li> </ul> <p>3. Unit personnel administer lifesaving first aid.</p> <ul style="list-style-type: none"> <li>a. Cleared all objects from the throat of the casualty.</li> </ul>		

TASK STEPS AND PERFORMANCE MEASURES	GO	NO-GO
<ul style="list-style-type: none"> <li>b. Used the jaw thrust method to open the airway if a cervical spine injury was suspected.</li> <li>c. Performed mouth-to-mouth resuscitation according to cardiovascular pulmonary resuscitation (CPR) procedures to restore the casualty's breathing.</li> </ul> <p>4. Unit personnel control hemorrhage.</p> <ul style="list-style-type: none"> <li>a. Applied dressing and bandages.</li> <li>b. Applied manual direct pressure to wound.</li> <li>c. Elevated extremities.</li> <li>d. Applied a pressure dressing to the wound.</li> <li>e. Applied a tourniquet as a last resort.</li> </ul> <p>5. Unit personnel dress wounds.</p> <ul style="list-style-type: none"> <li>a. Applied occlusive dressings to open chest wounds, if possible.</li> <li>b. Applied dressings to open abdominal wounds.</li> <li>c. Applied dressings to open head wounds.</li> </ul> <p>6. Unit personnel splint suspected fractures.</p> <ul style="list-style-type: none"> <li>a. Used available materials to splint injuries.</li> <li>b. Splinted fractures in the position found.</li> <li>c. Restricted the movement of extremities.</li> <li>d. Checked circulation for impairment.</li> </ul> <p>7. Unit personnel provide first aid to casualties with burns.</p> <ul style="list-style-type: none"> <li>a. Extinguished thermal burn agents.</li> <li>b. Removed chemical burn agents.</li> <li>c. Eliminated electrical burn sources.</li> <li>d. Uncovered the burn unless it was stuck to clothing or a chemical environment existed.</li> <li>e. Applied a field dressing, if appropriate.</li> </ul> <p>8. Unit personnel provide first aid for environmental injuries.</p> <ul style="list-style-type: none"> <li>a. Administered first aid for heat injuries.</li> <li>b. Administered first aid for cold weather injuries.</li> </ul> <p>9. Unit personnel provide first aid for chemical casualties.</p> <ul style="list-style-type: none"> <li>a. Took immediate protective steps according to FM 8-285 to protect self and warn others.</li> <li>b. Protected casualties from further contamination.</li> <li>c. Administered nerve agent antidotes according to FM 8-285.</li> <li>d. Administered convulsant antidote for nerve agents (CANA), if required.</li> <li>e. Decontaminated casualties according to FM 8-285, if necessary.</li> </ul> <p>10. Unit personnel prevent shock.</p> <ul style="list-style-type: none"> <li>a. Positioned casualties in the correct antishock position according to FM 21-11.</li> <li>b. Loosened clothing and equipment.</li> <li>c. Prevented casualties from chilling or overheating.</li> <li>d. Calmed casualties by reassuring them.</li> </ul> <p>11. Unit combat lifesavers perform enhanced first aid.</p> <ul style="list-style-type: none"> <li>a. Evaluated casualties for their condition and the type of treatment needed.</li> <li>b. Measured casualties vital signs.</li> <li>c. Inserted an oropharyngeal airway in unconscious casualties.</li> <li>d. Applied splints to fractured limbs.</li> <li>e. Administered first aid to chemical agent casualties.</li> </ul>		

TASK STEPS AND PERFORMANCE MEASURES	GO	NO-GO
f. Initiated intravenous infusions for hypovolemic shock. g. Identified environmental injuries. h. Treated environmental injuries. i. Managed battle fatigue (BF) casualties.		

TASK PERFORMANCE / EVALUATION SUMMARY BLOCK							
ITERATION	1	2	3	4	5	M	TOTAL
TOTAL TASK STEPS EVALUATED							
TOTAL TASK STEPS "GO"							
TRAINING STATUS "GO"/"NO-GO"							

"\*" indicates a leader task step.

**SUPPORTING INDIVIDUAL TASKS: NONE**

**SUPPORTING COLLECTIVE TASKS**

Task Number	Task Title	References
08-2-R303.05-T01A	Conduct Battlefield Stress Reduction and Stress Prevention Procedures	ARTEP 5-025-66-MTP  ARTEP 5-026-34-MTP ARTEP 5-027-10-MTP ARTEP 5-027-35-MTP ARTEP 5-053-11-MTP ARTEP 5-053-12-MTP ARTEP 5-053-35-MTP ARTEP 5-063-10-MTP ARTEP 5-063-11-MTP ARTEP 5-063-35-MTP ARTEP 5-113-11-MTP ARTEP 5-113-12-MTP ARTEP 5-113-35-MTP ARTEP 5-155-66-MTP ARTEP 5-156-34-MTP ARTEP 5-157-10-MTP ARTEP 5-157-35-MTP ARTEP 5-215-66-MTP ARTEP 5-216-34-MTP ARTEP 5-217-10-MTP ARTEP 5-217-35-MTP ARTEP 5-332-68-MTP ARTEP 5-335-60-MTP ARTEP 5-335-65-MTP ARTEP 5-335-70-MTP ARTEP 5-336-34-MTP ARTEP 5-337-10-MTP ARTEP 5-337-35-MTP ARTEP 5-402-68-MTP ARTEP 5-412-68-MTP ARTEP 5-412-69-MTP

**SUPPORTING COLLECTIVE TASKS**

Task Number	Task Title	References
		ARTEP 5-413-35-MTP
		ARTEP 5-415-66-MTP
		ARTEP 5-416-14-MTP
		ARTEP 5-416-34-MTP
		ARTEP 5-417-13-MTP
		ARTEP 5-417-17-MTP
		ARTEP 5-417-35-MTP
		ARTEP 5-423-11-MTP
		ARTEP 5-423-35-MTP
		ARTEP 5-424-35-MTP
		ARTEP 5-425-66-MTP
		ARTEP 5-426-34-MTP
		ARTEP 5-427-10-MTP
		ARTEP 5-427-35-MTP
		ARTEP 5-434-35-MTP
		ARTEP 5-435-66-MTP
		ARTEP 5-435-67-MTP
		ARTEP 5-436-35-MTP
		ARTEP 5-436-37-MTP
		ARTEP 5-437-10-MTP
		ARTEP 5-437-11-MTP
		ARTEP 5-437-36-MTP
		ARTEP 5-437-38-MTP
		ARTEP 5-443-35-MTP
		ARTEP 5-445-64-MTP
		ARTEP 5-445-66-MTP
		ARTEP 5-446-34-MTP
		ARTEP 5-446-36-MTP
		ARTEP 5-447-10-MTP
		ARTEP 5-447-11-MTP
		ARTEP 5-447-35-MTP
		ARTEP 5-447-37-MTP
		ARTEP 5-463-10-MTP
		ARTEP 5-463-12-MTP
		ARTEP 5-463-15-MTP
		ARTEP 5-463-17-MTP
		ARTEP 5-463-35-MTP
		ARTEP 5-463-36-MTP
		ARTEP 5-473-35-MTP
		ARTEP 5-500-21-MTP
		ARTEP 5-500-22-MTP
		ARTEP 5-500-24-MTP
		ARTEP 5-500-66-MTP
		ARTEP 5-510-10-MTP
		ARTEP 5-510-12-MTP
		ARTEP 5-510-14-MTP
		ARTEP 5-510-16-MTP
		ARTEP 5-510-18-MTP
		ARTEP 5-520-10-MTP
		ARTEP 5-520-12-MTP
		ARTEP 5-520-14-MTP
		ARTEP 5-530-10-MTP
		ARTEP 5-530-12-MTP

**SUPPORTING COLLECTIVE TASKS**

Task Number	Task Title	References
		ARTEP 5-530-14-MTP
		ARTEP 5-530-16-MTP
		ARTEP 5-540-10-MTP
		ARTEP 5-540-11-MTP
		ARTEP 5-540-12-MTP
		ARTEP 5-540-13-MTP
		ARTEP 5-602-68-MTP
		ARTEP 5-603-35-MTP
		ARTEP 5-606-34-MTP
		ARTEP 5-607-35-MTP
		ARTEP 5-608-35-MTP
		ARTEP 5-616-34-MTP
		ARTEP 5-617-10-MTP
		ARTEP 5-617-11-MTP
		ARTEP 5-617-35-MTP

**OPFOR TASKS AND STANDARDS**

**TASK:** Disrupt a Route Reconnaissance (5-OPFOR-0021)

**CONDITION:** The enemy is conducting a route reconnaissance. The opposing forces (OPFOR) element is positioned along the enemy's route.

**STANDARD:** The OPFOR element attempts to disrupt a squad/section conducting a route reconnaissance. 1. Prevents the unit from meeting its specified time schedule. 2. Forces the unit to deviate from its specified route. 3. Prevents the unit from reaching its assigned destination. 4. Surprises the squad/section. 5. Inflicts casualties on the unit.

**TASK:** Conduct an Aerial Reconnaissance (5-OPFOR-0010)

**CONDITION:** The opposing forces (OPFOR) headquarters (HQ) element requires intelligence on the locations and identification of the enemy elements. Aircraft is dispatched to take photographs and make a visual inspection of the enemy rear area.

**STANDARD:** The OPFOR element gathers photograph intelligence of the enemy. 1. Photographs the assigned sectors. 2. Makes quick visual checks where the ceiling is low. 3. Locates enemy positions in the area, particularly support and storage bases, and command and control (C2) facilities. 4. Sustains no loss of aircraft. 5. Reports priority intelligence requirements (PIR) and other information requirements to the OPFOR HQ.

**TASK:** Conduct a Raid (5-OPFOR-0004)

**CONDITION:** The opposing forces (OPFOR) element has occupied an objective rally point and has orders to conduct a raid on a combat service support (CSS) base.

**STANDARD:** The OPFOR element infiltrates the enemy's base and destroys all of the targets. 1. Surprises the enemy forces. 2. Assaults the support base and accomplishes the assigned tasks. 3. Destroys the specified equipment and supplies. 4. Avoids being decisively engaged. 5. Withdraws all personnel from the objective areas within the time prescribed. 6. Obtains all priority intelligence requirements (PIR) from the raid site. 7. Sustains only light casualties from enemy fire.

**TASK:** Defeat Obstacles (5-OPFOR-0009)

**CONDITION:** The opposing forces (OPFOR) element encounters an obstacle that blocks the avenue of approach as it advances upon the enemy forces.

**STANDARD:** The OPFOR element bypasses or breaches the enemy obstacle. 1. Detects the obstacle before halting its main body. 2. Defeats the obstacle. a. Bypasses the obstacle without entering the engagement areas. b. Breaches the obstacle within 45 minutes and passes its entire force through the obstacle. 3. Does not incur degradation to the point that the mission must be discontinued.

**TASK:** Conduct an Attack (5-OPFOR-0008)

**CONDITION:** The enemy is conducting tactical operations. The opposing forces (OPFOR) element receives orders to attack the enemy, the area of occupation, or the main supply route (MSR) with smoke.

**STANDARD:** The OPFOR element disrupts the enemy's movement and smoke operations. 1. Determines the delivery method of the smoke attack. 2. Locates the target. 3. Delivers the smoke attack downwind. 4. Attacks the enemy with smoke, and surge attacks when the enemy responds to the smoke.

**TASK:** Disrupt Construction of Vehicle Fighting Positions (5-OPFOR-0020)

**CONDITION:** The opposing forces (OPFOR) element has located the enemy. The priority intelligence requirements (PIR) and other intelligence obtained by OPFOR patrols indicate the enemy is constructing vehicle fighting positions within its defensive area. The OPFOR element has automatic and antiarmor weapons and light mortars.

**STANDARD:** The OPFOR element attempts to disrupt the enemy's efforts to establish vehicle fighting positions. 1. Locates the defensive area. 2. Surprises the main body. 3. Penetrates the defensive area with squad-size probes. 4. Inflicts casualties on the unit. 5. Destroys vehicles. 6. Disrupts the unit's preparations (prevents or delays beyond the unit's allotted time).

**TASK:** Disrupt an Engineer Reconnaissance (5-OPFOR-0022)

**CONDITION:** The enemy is conducting an engineer reconnaissance. The opposing forces (OPFOR) element is positioned along the enemy's route.

**STANDARD:** The OPFOR element disrupts an engineer reconnaissance. 1. Prevents the unit from meeting its specified time schedule. 2. Forces the unit to deviate from its specified route. 3. Prevents the unit from accomplishing its assigned engineer reconnaissance. 4. Surprises the unit conducting the reconnaissance.

**TASK:** Conduct Terrorist and Saboteur Attacks (5-OPFOR-0005)

**CONDITION:** The opposing forces (OPFOR) element dispatches small teams into the enemy's rear area to disrupt combat service support (CSS) operations.

**STANDARD:** The enemy sustains disrupted command and control (C2), destroyed equipment and supplies, and light casualties. 1. Locates rear support bases and C2 facilities. 2. Delays and disrupts CSS operations through probes. 3. Infiltrates CSS bases to conduct sabotage and terrorist activities. 4. Inflicts light casualties. 5. Destroys supplies and equipment.

**TASK:** Defend a Minefield (5-OPFOR-0023)

**CONDITION:** The enemy is conducting a minefield sweeping operation. The opposing forces (OPFOR) element has a minefield placed in the enemy's path. The minefield is under constant observation and fire.



**STANDARD:** The OPFOR element defends a minefield against an enemy element conducting a minefield sweeping operation. 1. Prevents the unit from detecting the obstacle. 2. Disrupts the minefield sweeping operation. 3. Prevents the unit from conducting the minefield sweeping operation, prevents the unit from moving all personnel through the breach, or delays the completion of the minefield sweeping operation for more than 45 minutes.

**TASK:** Maintain Contact (5-OPFOR-0003)

**CONDITION:** The opposing forces (OPFOR) element is engaged with enemy base-defense forces. The enemy forces are withdrawing under pressure.

**STANDARD:** The OPFOR element maintains enemy contact while the enemy withdraws. 1. Engages the enemy forces decisively. 2. Advances the OPFOR as the enemy forces withdraw. 3. Inflicts heavy casualties. 4. Captures the members of the enemy force. 5. Captures documents and equipment. 6. Safeguards the captured documents, the equipment, and the personnel.

**TASK:** Conduct an Ambush (5-OPFOR-0007)

**CONDITION:** The enemy is moving in a convoy. The opposing forces (OPFOR) element is positioned along the enemy's route.

**STANDARD:** The OPFOR element inflicts casualties on the enemy and causes vehicle and equipment damage. 1. Prepares an ambush site before the element arrives. 2. Surprises march element forces. 3. Inflicts heavy casualties within the designated kill zone. 4. Inflicts heavy damage to the vehicles and the equipment within the designated kill zone. 5. Delays the march element from reaching a specified destination for a specified period of time. 6. Withdraws on order. 7. Sustains no casualties. 8. Reports actions to superiors.

**TASK:** Disrupt a Net Control Station (NCS) (5-OPFOR-0019)

**CONDITION:** The enemy has established a NCS. The opposing forces (OPFOR) element has radio and jamming equipment.

**STANDARD:** The OPFOR element attempts to disrupt an NCS. 1. Attempts to locate the radio frequency that the unit is operating on. 2. Attempts to enter the radio net. 3. Attempts to issue "bogus" orders to a unit on the net. 4. Jams the radio frequency and forces the unit to go to an alternate frequency.

**TASK:** Disrupt Defensive Preparations (5-OPFOR-0018)

**CONDITION:** The opposing forces (OPFOR) element has located the enemy. Priority intelligence requirements (PIR) and other intelligence requirements obtained by OPFOR patrols indicate that the enemy elements are establishing defensive positions. The OPFOR element has automatic and antiarmor weapons and light mortars.

**STANDARD:** The OPFOR element disrupts and delays the enemy's defensive preparations. 1. Locates and penetrates the enemy's security system. 2. Forces the enemy to delay defensive preparations. 3. Disrupts the enemy's obstacle preparations.

**TASK:** Disrupt Enemy Movement and Operations Using Tactical Nuclear Weapons (5-OPFOR-0016)

**CONDITION:** The opposing forces (OPFOR) element has located the enemy. Priority intelligence requirements (PIR) and other intelligence requirements have been obtained by OPFOR patrols. Tactical nuclear weapons are employed against key locations in the rear area.

**STANDARD:** The OPFOR element disrupts enemy movement and operations. 1. Disrupts or delays the movement of the enemy's equipment and supplies to the forward areas. 2. Destroys enemy equipment and supplies. 3. Inflicts a high rate of nuclear casualties among the enemy forces. 4. Denies the enemy the use of specified areas. 5. Contaminates the enemy's equipment and supplies.

**TASK:** Disrupt Quarters Party Operations (5-OPFOR-0017)

**CONDITION:** The enemy is conducting quarters party operations. It has established an assembly area (AA) but has not moved in the main body.

**STANDARD:** The opposing forces (OPFOR) element attempts to disrupt quarters party operations and infiltrate the enemy's AA. 1. Locates the quarters party and the AA. 2. Surprises the main body. 3. Penetrates the AA with squad-size probes. 4. Inflicts personnel casualties and vehicle damage. 5. Disrupts the unit's preparations (prevents or delays beyond the unit's allotted time).

**TASK:** Disrupt Enemy Movement and Operations Using Persistent and Nonpersistent Chemical Weapons (5-OPFOR-0015)

**CONDITION:** The opposing forces (OPFOR) element has located the enemy. Priority intelligence requirements (PIR) and other intelligence requirements have been obtained by OPFOR patrols. The OPFOR units deliver chemical agents, by means of conventional artillery weapons or aircraft, along selected supply routes and key bases in the rear area.

**STANDARD:** The OPFOR element disrupts enemy movement and operations using persistent and nonpersistent chemical weapons. 1. Delivers chemical agents in low and densely wooded areas. 2. Delays the movement of enemy supplies and equipment to the forward areas. 3. Restricts the movement of the enemy units in the rear area. 4. Channels the movement of enemy units into predesignated ambush areas. 5. Contaminates enemy supplies and equipment. 6. Inflicts a high rate of casualties on enemy forces.

**TASK:** Disrupt Movement (5-OPFOR-0014)

**CONDITION:** The enemy is expected to move through the opposing forces (OPFOR) element's area of operations. The OPFOR element has received an operation order (OPORD) or fragmentary order (FRAGO) to disrupt enemy movement. The enemy has the capability to defend with direct fire and antiarmor weapons.

**STANDARD:** The OPFOR element delays enemy movement. 1. Delays the element. 2. Forces the element to deviate from its route. 3. Prevents the element from reaching its destination. 4. Surprises the element's main body.

**TASK:** Counter Passage of Lines (5-OPFOR-0012)

**CONDITION:** Enemy forces are in defensive positions, but they are expected to attempt passage-of-lines operations. The opposing forces (OPFOR) received orders to disrupt enemy passage-of-lines operations.

**STANDARD:** The OPFOR element delays or prevents enemy passage of lines. 1. Delays the passage. 2. Prevents the company from moving all personnel through the stationary unit. 3. Engages the main body of either the moving or the stationary unit.

**TASK:** Disrupt Assembly Area (AA) Activities (5-OPFOR-0013)

**CONDITION:** Intelligence reports indicate that platoon- and company-size enemy units are operating in the opposing forces (OPFOR) area of operations. Enemy units can defend from AAs with direct fire, antiarmor weapons, and indirect fire. The enemy has close air support (CAS) and nuclear, biological, and chemical (NBC) capabilities.

**STANDARD:** The OPFOR element locates and disrupts the enemy's AA activities. 1. Locates the element's AA. 2. Probes the AA with squad- or team-size elements. 3. Inflicts more than 5 percent casualties on the element. 4. Disrupts the element's preparations (prevents or delays beyond the element's allotted time).

**TASK:** Attack (5-OPFOR-0001)

**CONDITION:** The opposing forces (OPFOR) element has located the enemy. The priority intelligence requirements (PIR) and the other intelligence requirements have been obtained by OPFOR patrols. The OPFOR element has automatic and antiarmor weapons and light mortars.

**STANDARD:** The OPFOR element attempts to seize the terrain, the vehicles, or the equipment. 1. Develops an attack plan. 2. Surprises the enemy unit's main body. 3. Initiates the attack using a scheme of maneuver that exploits the enemy's flanks, gaps, and weaknesses. 4. Uses covered and concealed routes to approach the enemy forces' flanks, gaps, or weakly held areas. 5. Employs indirect fire to support the attack. 6. Penetrates enemy defenses. 7. Destroys the equipment and the supplies. 8. Inflicts heavy casualties. 9. Isolates the combat service support (CSS) base by blocking the reinforcements. 10. Forces the enemy units to displace. 11. Avoids being fixed in one position. 12. Withdraws before the CSS base is reinforced with tactical combat forces.

**TASK:** Surrender to the Capturing Unit on the Battlefield (5-OPFOR-0024)

**CONDITION:** The enemy has captured opposing forces (OPFOR) element's soldiers, documents, and equipment sensitive to the OPFOR tactical operations.

**STANDARD:** The OPFOR soldiers retain or destroy documents and equipment. The OPFOR element surrenders the documents and the equipment of no tactical use to the enemy and attempts to conceal or destroy items of tactical value. The OPFOR element attempts escape and evasion. 1. Prevents the successful capture of the documents and the equipment. 2. Destroys the documents and the equipment. 3. Removes identifying markings from the equipment. 4. Removes unit-identifying insignia. 5. Provides misleading information. 6. Plans an escape. 7. Delays movement to the nearest collection point. 8. Prevents safeguarding of the enemy prisoners of war (EPWs) in order to cause embarrassment to the United States (US).

**TASK:** Conduct Air Attacks (5-OPFOR-0002)

**CONDITION:** The opposing forces (OPFOR) element in the rear area has forwarded the positions of the enemy support sites or the locations of moving elements. The OPFOR aircraft have been dispatched to attack enemy installations or convoys.

**STANDARD:** The OPFOR element attempts to delay, disrupt, or damage the enemy targets by air. 1. Locates the target (support sites or convoys). 2. Makes attack runs on the designated targets. 3. Inflicts heavy damage to the selected target. 4. Sustains no loss of aircraft. 5. Delays moving the force for more than one hour.

**TASK:** Conduct Sniper Operations (5-OPFOR-0006)

**CONDITION:** The opposing forces (OPFOR) element has assigned snipers (regular or irregular elements) in the enemy's rear area along the main supply route (MSR) and near support sites.

**STANDARD:** The OPFOR element kills or wounds targets. 1. Sets up a well-concealed location. 2. Engages vehicle drivers or personnel on foot with short bursts of semiautomatic fire. 3. Kills or wounds selected targets. 4. Prevents the position from being discovered by enemy forces. 5. Evacuates the area without being spotted. 6. Reports all specified priority intelligence requirements (PIR) and other intelligence requirements to the OPFOR headquarters (HQ).

**ELEMENTS:** Treatment Team  
 Combat Medical Section

**TASK:** Supervise Combat Health Support (CHS) Activities (08-2-0312.05-T01A)  
 (FM 8-55) (AR 200-1) (AR 385-10)  
 (FM 8-10-6)

**ITERATION:** 1 2 3 4 5 M (Circle)

**COMMANDER/LEADER ASSESSMENT:** T P U (Circle)

**CONDITIONS:** The platoon is receiving and evacuating patients. The unit is providing CHS from its established field location in support of tactical operations. Ambulance exchange points (AXPs) may be established. The higher headquarters (HQ) operation order (OPORD), operation plan (OPLAN), tactical standing operating procedure (TACSOP), the unit's TACSOP, and all required publications are available. Modules for reconstitution or reinforcement may be provided to forward-supported elements. This task is performed under all environmental conditions. The unit may be subject to attack by threat forces; nuclear, biological, and chemical (NBC) attack; or radiological fallout. Some iterations of this task should be performed in MOPP4.

**TASK STANDARDS:** CHS is conducted according to the OPORD, the OPLAN, and TACSOPs. The time required to perform this task is increased when conducting it in mission-oriented protection posture (MOPP) 4.

TASK STEPS AND PERFORMANCE MEASURES	GO	NO-GO
<p>* 1. The battalion surgeon/medical platoon leader directs unit-level CHS for the battalion.</p> <ul style="list-style-type: none"> <li>a. Planned CHS for the battalion according to Field Manual (FM) 8-55.</li> <li>b. Directed unit-level CHS activities for the battalion.</li> <li>c. Advised the battalion commander and staff on the command's health status.</li> <li>d. Supervised activities of assigned or attached personnel.</li> <li>e. Developed treatment procedures for employment in the medical platoon.</li> <li>f. Coordinated the establishment and training of patient decontamination teams.</li> <li>g. Provided training of combat lifesavers.</li> <li>h. Supervised the employment of the battalion's preventive psychiatry program, to include training troop leaders in the preventive aspects of stress on soldiers.</li> <li>i. Planned medical civic-action programs (MEDCAP), when directed.</li> <li>j. Conducted MEDCAP, when directed.</li> <li>k. Enforced safety procedures according to Army Regulation (AR) 385-10 and the TACSOP.</li> <li>l. Enforced environmental protection procedures according to AR 200-1 and the TACSOP.</li> </ul> <p>* 2. The platoon leader and the field medical assistant supervise platoon operations.</p> <ul style="list-style-type: none"> <li>a. Updated the administration/logistics annex of the battalion OPORD.</li> <li>b. Forwarded the CHS update to the plans and operations branch.</li> <li>c. Coordinated with the battalion command post (CP) for locations of the supported units.</li> <li>d. Coordinated with the battalion CP to determine the type and the number of each module needed for reconstitution or reinforcement.</li> <li>e. Coordinated with forward supported elements to ensure that transportation was available for the movement of reconstitution or reinforcement modules.</li> </ul>		

TASK STEPS AND PERFORMANCE MEASURES	GO	NO-GO
<ul style="list-style-type: none"> <li>f. Coordinated with the unit's HQ to obtain replacement modules.</li> <li>g. Coordinated with the supporting medical company for anticipated medical supplies and evacuation support according to the TACSOP.</li> <li>h. Supervised treatment squad and ambulance section operations.</li> <li>i. Forwarded the Class VIII status report to the supporting medical company.</li> <li>j. Verified that medical supply levels and equipment were maintained in the medical equipment set (MES).</li> <li>k. Verified that daily personnel and equipment status reports were forwarded to higher HQ.</li> <li>l. Requested ground evacuation from the supporting medical company.</li> <li>m. Enforced safety procedures according to AR 385-10 and the TACSOP.</li> <li>n. Enforced environmental protection procedures according to AR 200-1 and the TACSOP.</li> </ul> <p>* 3. The platoon HQ performs administrative functions.</p> <ul style="list-style-type: none"> <li>a. Directed operator maintenance of all platoon-organic equipment according to the TACSOP.</li> <li>b. Inspected the platoon's living and storage areas for compliance with the commander's guidance and the TACSOP.</li> <li>c. Controlled weapons and ammunition.</li> <li>d. Supervised the platoon's defensive positions assigned by the maneuver battalion.</li> <li>e. Coordinated platoon activities with the medical company HQ.</li> <li>f. Provided daily personnel and equipment status reports to the higher HQ Adjutant (US Army) (S1).</li> <li>g. Enforced safety procedures according to AR 385-10 and the TACSOP.</li> <li>h. Enforced environmental protection procedures according to AR 200-1 and the TACSOP.</li> </ul> <p>* 4. The platoon leader and the platoon sergeant (PSG) supervise the operations of the treatment areas.</p> <ul style="list-style-type: none"> <li>a. Inspected the setup of the battalion aid station (BAS) for compliance with the TACSOP.</li> <li>b. Identified critical shortages of personnel, equipment, and supplies.</li> <li>c. Revised procedures based upon critical shortages.</li> <li>d. Regulated patient flow through the treatment areas.</li> <li>e. Provided medical guidance and assistance to platoon personnel.</li> <li>f. Provided the current status of the treatment area to the battalion CP and medical company HQ.</li> <li>g. Inspected operational areas for compliance with the TACSOP.</li> <li>h. Maintained the daily disposition log (DDL) required reports.</li> <li>i. Coordinated with the battalion CP for the movement of treatment squads or teams in reconstitution or reinforcement of the supported units.</li> <li>i. Prepared treatment squads for forward deployment according to the TACSOP, if required.</li> <li>j. Performed reconstitution or reinforcement of supported units, when required.</li> <li>k. Moved treatment squads or teams forward for reconstitution or reinforcement of supported units.</li> <li>l. Requested Class VIII resupply through the medical company HQ.</li> <li>m. Managed controlled medical substances and other medically sensitive items.</li> <li>n. Enforced safety procedures according to AR 385-10 and the TACSOP.</li> <li>o. Enforced environmental protection procedures according to AR 200-1 and the TACSOP.</li> </ul>		

TASK STEPS AND PERFORMANCE MEASURES	GO	NO-GO
<p>* 5. The ambulance section leader and the PSG supervise evacuation support operations.</p> <ul style="list-style-type: none"> <li>a. Reconnoitered evacuation routes to determine the primary and alternate routes.</li> <li>b. Developed strip maps.</li> <li>c. Developed medical evacuation (MEDEVAC) plans.</li> <li>d. Developed the ambulance shuttle system plan, if required.</li> <li>e. Forwarded input for the MEDEVAC plan to the unit's HQ.</li> <li>f. Briefed personnel on the MEDEVAC plan.</li> <li>g. Briefed supported units on the MEDEVAC plan.</li> <li>h. Monitored preventive-maintenance checks and services (PMCS) procedures for compliance with applicable technical manuals (TMs).</li> <li>i. Dispatched ambulances to supported units according to the TACSOP.</li> <li>j. Coordinated logistics support for ambulance personnel with the medical company HQ.</li> <li>k. Prepared ambulance squads for reconstitution or reinforcement operations, if required.</li> <li>l. Coordinated with the battalion CP for movement of ambulance squads for reconstitution or reinforcement of the supported units.</li> <li>m. Fielded site ambulances with supported units as required by the MEDEVAC plan.</li> <li>n. Implemented the ambulance shuttle system, if required.</li> <li>o. Monitored evacuation support to determine if nonmedical evacuation support was needed.</li> <li>p. Monitored evacuation procedures for compliance with FM 8-10-6.</li> <li>q. Enforced safety procedures according to AR 385-10 and the TACSOP.</li> <li>r. Enforced environmental protection procedures according to AR 200-1 and the TACSOP.</li> </ul>		

TASK PERFORMANCE / EVALUATION SUMMARY BLOCK							
ITERATION	1	2	3	4	5	M	TOTAL
TOTAL TASK STEPS EVALUATED							
TOTAL TASK STEPS "GO"							
TRAINING STATUS "GO"/"NO-GO"							

"\*" indicates a leader task step.

**SUPPORTING INDIVIDUAL TASKS: NONE**

**SUPPORTING COLLECTIVE TASKS: NONE**

**OPFOR TASKS AND STANDARDS**

**TASK:** Disrupt a Route Reconnaissance (5-OPFOR-0021)

**CONDITION:** The enemy is conducting a route reconnaissance. The opposing forces (OPFOR) element is positioned along the enemy's route.

**STANDARD:** The OPFOR element attempts to disrupt a squad/section conducting a route reconnaissance. 1. Prevents the unit from meeting its specified time schedule. 2. Forces the unit to deviate from its specified route. 3. Prevents the unit from reaching its assigned destination. 4. Surprises the squad/section. 5. Inflicts casualties on the unit.

**TASK:** Conduct an Aerial Reconnaissance (5-OPFOR-0010)

**CONDITION:** The opposing forces (OPFOR) headquarters (HQ) element requires intelligence on the locations and identification of the enemy elements. Aircraft is dispatched to take photographs and make a visual inspection of the enemy rear area.

**STANDARD:** The OPFOR element gathers photograph intelligence of the enemy. 1. Photographs the assigned sectors. 2. Makes quick visual checks where the ceiling is low. 3. Locates enemy positions in the area, particularly support and storage bases, and command and control (C2) facilities. 4. Sustains no loss of aircraft. 5. Reports priority intelligence requirements (PIR) and other information requirements to the OPFOR HQ.

**TASK:** Conduct a Raid (5-OPFOR-0004)

**CONDITION:** The opposing forces (OPFOR) element has occupied an objective rally point and has orders to conduct a raid on a combat service support (CSS) base.

**STANDARD:** The OPFOR element infiltrates the enemy's base and destroys all of the targets. 1. Surprises the enemy forces. 2. Assaults the support base and accomplishes the assigned tasks. 3. Destroys the specified equipment and supplies. 4. Avoids being decisively engaged. 5. Withdraws all personnel from the objective areas within the time prescribed. 6. Obtains all priority intelligence requirements (PIR) from the raid site. 7. Sustains only light casualties from enemy fire.

**TASK:** Defeat Obstacles (5-OPFOR-0009)

**CONDITION:** The opposing forces (OPFOR) element encounters an obstacle that blocks the avenue of approach as it advances upon the enemy forces.

**STANDARD:** The OPFOR element bypasses or breaches the enemy obstacle. 1. Detects the obstacle before halting its main body. 2. Defeats the obstacle. a. Bypasses the obstacle without entering the engagement areas. b. Breaches the obstacle within 45 minutes and passes its entire force through the obstacle. 3. Does not incur degradation to the point that the mission must be discontinued.

**TASK:** Conduct an Attack (5-OPFOR-0008)

**CONDITION:** The enemy is conducting tactical operations. The opposing forces (OPFOR) element receives orders to attack the enemy, the area of occupation, or the main supply route (MSR) with smoke.

**STANDARD:** The OPFOR element disrupts the enemy's movement and smoke operations. 1. Determines the delivery method of the smoke attack. 2. Locates the target. 3. Delivers the smoke attack downwind. 4. Attacks the enemy with smoke, and surge attacks when the enemy responds to the smoke.

**TASK:** Disrupt Construction of Vehicle Fighting Positions (5-OPFOR-0020)

**CONDITION:** The opposing forces (OPFOR) element has located the enemy. The priority intelligence requirements (PIR) and other intelligence obtained by OPFOR patrols indicate the enemy is constructing vehicle fighting positions within its defensive area. The OPFOR element has automatic and antiarmor weapons and light mortars.

**STANDARD:** The OPFOR element attempts to disrupt the enemy's efforts to establish vehicle fighting positions. 1. Locates the defensive area. 2. Surprises the main body. 3. Penetrates the defensive area with squad-size probes. 4. Inflicts casualties on the unit. 5. Destroys vehicles. 6. Disrupts the unit's preparations (prevents or delays beyond the unit's allotted time).

**TASK:** Disrupt an Engineer Reconnaissance (5-OPFOR-0022)

**CONDITION:** The enemy is conducting an engineer reconnaissance. The opposing forces (OPFOR) element is positioned along the enemy's route.

**STANDARD:** The OPFOR element disrupts an engineer reconnaissance. 1. Prevents the unit from meeting its specified time schedule. 2. Forces the unit to deviate from its specified route. 3. Prevents the unit from accomplishing its assigned engineer reconnaissance. 4. Surprises the unit conducting the reconnaissance.

**TASK:** Conduct Terrorist and Saboteur Attacks (5-OPFOR-0005)

**CONDITION:** The opposing forces (OPFOR) element dispatches small teams into the enemy's rear area to disrupt combat service support (CSS) operations.

**STANDARD:** The enemy sustains disrupted command and control (C2), destroyed equipment and supplies, and light casualties. 1. Locates rear support bases and C2 facilities. 2. Delays and disrupts CSS operations through probes. 3. Infiltrates CSS bases to conduct sabotage and terrorist activities. 4. Inflicts light casualties. 5. Destroys supplies and equipment.

**TASK:** Defend a Minefield (5-OPFOR-0023)

**CONDITION:** The enemy is conducting a minefield sweeping operation. The opposing forces (OPFOR) element has a minefield placed in the enemy's path. The minefield is under constant observation and fire.

**STANDARD:** The OPFOR element defends a minefield against an enemy element conducting a minefield sweeping operation. 1. Prevents the unit from detecting the obstacle. 2. Disrupts the minefield sweeping operation. 3. Prevents the unit from conducting the minefield sweeping operation, prevents the unit from moving all personnel through the breach, or delays the completion of the minefield sweeping operation for more than 45 minutes.

**TASK:** Maintain Contact (5-OPFOR-0003)

**CONDITION:** The opposing forces (OPFOR) element is engaged with enemy base-defense forces. The enemy forces are withdrawing under pressure.

**STANDARD:** The OPFOR element maintains enemy contact while the enemy withdraws. 1. Engages the enemy forces decisively. 2. Advances the OPFOR as the enemy forces withdraw. 3. Inflicts heavy casualties. 4. Captures the members of the enemy force. 5. Captures documents and equipment. 6. Safeguards the captured documents, the equipment, and the personnel.

**TASK:** Conduct an Ambush (5-OPFOR-0007)

**CONDITION:** The enemy is moving in a convoy. The opposing forces (OPFOR) element is positioned along the enemy's route.



**STANDARD:** The OPFOR element inflicts casualties on the enemy and causes vehicle and equipment damage. 1. Prepares an ambush site before the element arrives. 2. Surprises march element forces. 3. Inflicts heavy casualties within the designated kill zone. 4. Inflicts heavy damage to the vehicles and the equipment within the designated kill zone. 5. Delays the march element from reaching a specified destination for a specified period of time. 6. Withdraws on order. 7. Sustains no casualties. 8. Reports actions to superiors.

**TASK:** Disrupt a Net Control Station (NCS) (5-OPFOR-0019)

**CONDITION:** The enemy has established a NCS. The opposing forces (OPFOR) element has radio and jamming equipment.

**STANDARD:** The OPFOR element attempts to disrupt an NCS. 1. Attempts to locate the radio frequency that the unit is operating on. 2. Attempts to enter the radio net. 3. Attempts to issue "bogus" orders to a unit on the net. 4. Jams the radio frequency and forces the unit to go to an alternate frequency.

**TASK:** Disrupt Defensive Preparations (5-OPFOR-0018)

**CONDITION:** The opposing forces (OPFOR) element has located the enemy. Priority intelligence requirements (PIR) and other intelligence requirements obtained by OPFOR patrols indicate that the enemy elements are establishing defensive positions. The OPFOR element has automatic and antiarmor weapons and light mortars.

**STANDARD:** The OPFOR element disrupts and delays the enemy's defensive preparations. 1. Locates and penetrates the enemy's security system. 2. Forces the enemy to delay defensive preparations. 3. Disrupts the enemy's obstacle preparations.

**TASK:** Disrupt Enemy Movement and Operations Using Tactical Nuclear Weapons (5-OPFOR-0016)

**CONDITION:** The opposing forces (OPFOR) element has located the enemy. Priority intelligence requirements (PIR) and other intelligence requirements have been obtained by OPFOR patrols. Tactical nuclear weapons are employed against key locations in the rear area.

**STANDARD:** The OPFOR element disrupts enemy movement and operations. 1. Disrupts or delays the movement of the enemy's equipment and supplies to the forward areas. 2. Destroys enemy equipment and supplies. 3. Inflicts a high rate of nuclear casualties among the enemy forces. 4. Denies the enemy the use of specified areas. 5. Contaminates the enemy's equipment and supplies.

**TASK:** Disrupt Quartering Party Operations (5-OPFOR-0017)

**CONDITION:** The enemy is conducting quartering party operations. It has established an assembly area (AA) but has not moved in the main body.

**STANDARD:** The opposing forces (OPFOR) element attempts to disrupt quartering party operations and infiltrate the enemy's AA. 1. Locates the quartering party and the AA. 2. Surprises the main body. 3. Penetrates the AA with squad-size probes. 4. Inflicts personnel casualties and vehicle damage. 5. Disrupts the unit's preparations (prevents or delays beyond the unit's allotted time).

**TASK:** Disrupt Enemy Movement and Operations Using Persistent and Nonpersistent Chemical Weapons (5-OPFOR-0015)

**CONDITION:** The opposing forces (OPFOR) element has located the enemy. Priority intelligence requirements (PIR) and other intelligence requirements have been obtained by OPFOR patrols. The OPFOR units deliver chemical agents, by means of conventional artillery weapons or aircraft, along selected supply routes and key bases in the rear area.

**STANDARD:** The OPFOR element disrupts enemy movement and operations using persistent and nonpersistent chemical weapons. 1. Delivers chemical agents in low and densely wooded areas. 2. Delays the movement of enemy supplies and equipment to the forward areas. 3. Restricts the movement of the enemy units in the rear area. 4. Channels the movement of enemy units into predesignated ambush areas. 5. Contaminates enemy supplies and equipment. 6. Inflicts a high rate of casualties on enemy forces.

**TASK:** Disrupt Movement (5-OPFOR-0014)

**CONDITION:** The enemy is expected to move through the opposing forces (OPFOR) element's area of operations. The OPFOR element has received an operation order (OPORD) or fragmentary order (FRAGO) to disrupt enemy movement. The enemy has the capability to defend with direct fire and antiarmor weapons.

**STANDARD:** The OPFOR element delays enemy movement. 1. Delays the element. 2. Forces the element to deviate from its route. 3. Prevents the element from reaching its destination. 4. Surprises the element's main body.

**TASK:** Counter Passage of Lines (5-OPFOR-0012)

**CONDITION:** Enemy forces are in defensive positions, but they are expected to attempt passage-of-lines operations. The opposing forces (OPFOR) received orders to disrupt enemy passage-of-lines operations.

**STANDARD:** The OPFOR element delays or prevents enemy passage of lines. 1. Delays the passage. 2. Prevents the company from moving all personnel through the stationary unit. 3. Engages the main body of either the moving or the stationary unit.

**TASK:** Disrupt Assembly Area (AA) Activities (5-OPFOR-0013)

**CONDITION:** Intelligence reports indicate that platoon- and company-size enemy units are operating in the opposing forces (OPFOR) area of operations. Enemy units can defend from AAs with direct fire, antiarmor weapons, and indirect fire. The enemy has close air support (CAS) and nuclear, biological, and chemical (NBC) capabilities.

**STANDARD:** The OPFOR element locates and disrupts the enemy's AA activities. 1. Locates the element's AA. 2. Probes the AA with squad- or team-size elements. 3. Inflicts more than 5 percent casualties on the element. 4. Disrupts the element's preparations (prevents or delays beyond the element's allotted time).

**TASK:** Attack (5-OPFOR-0001)

**CONDITION:** The opposing forces (OPFOR) element has located the enemy. The priority intelligence requirements (PIR) and the other intelligence requirements have been obtained by OPFOR patrols. The OPFOR element has automatic and antiarmor weapons and light mortars.

**STANDARD:** The OPFOR element attempts to seize the terrain, the vehicles, or the equipment. 1. Develops an attack plan. 2. Surprises the enemy unit's main body. 3. Initiates the attack using a scheme of maneuver that exploits the enemy's flanks, gaps, and weaknesses. 4. Uses covered and concealed routes to approach the enemy forces' flanks, gaps, or weakly held areas. 5. Employs indirect fire to support the attack. 6. Penetrates enemy defenses. 7. Destroys the equipment and the supplies. 8. Inflicts heavy casualties. 9. Isolates the combat service support (CSS) base by blocking the reinforcements. 10. Forces the enemy units to displace. 11. Avoids being fixed in one position. 12. Withdraws before the CSS base is reinforced with tactical combat forces.

**TASK:** Surrender to the Capturing Unit on the Battlefield (5-OPFOR-0024)

**CONDITION:** The enemy has captured opposing forces (OPFOR) element's soldiers, documents, and equipment sensitive to the OPFOR tactical operations.

**STANDARD:** The OPFOR soldiers retain or destroy documents and equipment. The OPFOR element surrenders the documents and the equipment of no tactical use to the enemy and attempts to conceal or destroy items of tactical value. The OPFOR element attempts escape and evasion. 1. Prevents the successful capture of the documents and the equipment. 2. Destroys the documents and the equipment. 3. Removes identifying markings from the equipment. 4. Removes unit-identifying insignia. 5. Provides misleading information. 6. Plans an escape. 7. Delays movement to the nearest collection point. 8. Prevents safeguarding of the enemy prisoners of war (EPWs) in order to cause embarrassment to the United States (US).

**TASK:** Conduct Air Attacks (5-OPFOR-0002)

**CONDITION:** The opposing forces (OPFOR) element in the rear area has forwarded the positions of the enemy support sites or the locations of moving elements. The OPFOR aircraft have been dispatched to attack enemy installations or convoys.

**STANDARD:** The OPFOR element attempts to delay, disrupt, or damage the enemy targets by air. 1. Locates the target (support sites or convoys). 2. Makes attack runs on the designated targets. 3. Inflicts heavy damage to the selected target. 4. Sustains no loss of aircraft. 5. Delays moving the force for more than one hour.

**TASK:** Conduct Sniper Operations (5-OPFOR-0006)

**CONDITION:** The opposing forces (OPFOR) element has assigned snipers (regular or irregular elements) in the enemy's rear area along the main supply route (MSR) and near support sites.

**STANDARD:** The OPFOR element kills or wounds targets. 1. Sets up a well-concealed location. 2. Engages vehicle drivers or personnel on foot with short bursts of semiautomatic fire. 3. Kills or wounds selected targets. 4. Prevents the position from being discovered by enemy forces. 5. Evacuates the area without being spotted. 6. Reports all specified priority intelligence requirements (PIR) and other intelligence requirements to the OPFOR headquarters (HQ).

**ELEMENTS:** Treatment Team  
 Ambulance Team  
 Combat Medical Section

**TASK:** Provide Emergency Treatment (08-2-0313.05-T01A)  
 (FM 8-230) (AR 200-1) (AR 385-10)  
 (AR 40-66)

**ITERATION:** 1 2 3 4 5 (Circle)  
**COMMANDER/LEADER ASSESSMENT:** T P U (Circle)

**CONDITIONS:** Casualties are being received from supported units. Casualties may, or may not, have received treatment and some patients may require initial resuscitation. Some wounded, diseased, and nonbattle injury (DNBI) cases also have battle fatigue (BF) symptoms. Combat medics have radio contact with physicians and physician assistants (PAs) at the battalion aid station (BAS). Treatment areas are established and adequate staffing and medical supplies are available. Patients are being triaged as they arrive. The higher headquarters' (HQ) tactical standing operating procedure (TACSOP), operation order (OPORD), the unit's TACSOP, and required publications are available. The medical platoon maintains a 48-hour stockage of medical supplies. Normal medical resupply of the platoon is performed by the division medical supply officer (DMSO) through backhaul or in coordination with the movement-control office (MCO). Medical resupply may also be by preconfigured Class VIII (PUSH) packages, throughput from the medical logistics (MEDLOG) battalion located in the corps support area. This task is performed in all environmental conditions. Certain tactical conditions reduce the level of combat health support (CHS). The unit may be subject to attack by threat forces, nuclear, biological and chemical (NBC) attack, or radiological fallout. This task should not be trained in MOPP4.

**TASK STANDARDS:** Combat medics and the treatment squad provide emergency treatment of patients according to established procedures, Field Manual (FM) 8-230, and physician or PA's guidance.

TASK STEPS AND PERFORMANCE MEASURES	GO	NO-GO
1. Combat medics provide initial emergency medical treatment. <ul style="list-style-type: none"> <li>a. Evaluated casualties to determine their medical condition.</li> <li>b. Triage patients to determine the priority of treatment.</li> <li>c. Provided immediate measures to the BF cases.</li> <li>d. Identified the extent of injuries and treatment by reviewing the field medical card (FMC), if available.</li> <li>e. Maintained airways.</li> <li>f. Maintained cardiopulmonary functions.</li> <li>g. Controlled hemorrhages.</li> <li>h. Immobilized fractures or suspected fractures.</li> <li>i. Treated burns affecting airways.</li> <li>j. Provided relief from severe pain.</li> <li>k. Treated for shock.</li> <li>l. Consulted the BAS for medical guidance using the tactical radio, as needed.</li> <li>m. Initiated the FMC according to Army Regulation (AR) 40-66 and FM 8-230, if required.</li> <li>n. Updated the FMC according to AR 40-66 and FM 8-230, if required.</li> <li>o. Employed safety procedures according to AR 385-10 and the TACSOP.</li> <li>p. Employed environmental-protection procedures according to AR 200-1 and the TACSOP.</li> </ul> 2. Combat medics provide advanced emergency medical treatment.		

TASK STEPS AND PERFORMANCE MEASURES	GO	NO-GO
<p>a. Evaluated patients to determine their medical condition.</p> <p>b. Triage patients to determine the priority of treatment.</p> <p>c. Consulted the BAS for medical guidance, as needed.</p> <p>d. Managed airways.</p> <p>e. Assembled a laryngoscope.</p> <p>f. Prepared an endotracheal tube for insertion.</p> <p>g. Established an endotracheal tube airway.</p> <p>h. Cleared upper airway obstructions.</p> <p>i. Treated for shock with hypertonic saline solution, as directed by the physician or PA.</p> <p>j. Immobilized fractures or suspected fractures.</p> <p>k. Managed directed-energy wounds.</p> <p>l. Treated environmental injuries.</p> <p>m. Controlled pain.</p> <p>n. Relieved pain.</p> <p>o. Initiated the FMC according to AR 40-66 and FM 8-230, as required.</p> <p>p. Updated the FMC according to AR 40-66 and FM 8-230, as required.</p> <p>q. Employed safety procedures according to AR 385-10 and the TACSOP.</p> <p>r. Employed environmental-protection procedures according to AR 200-1 and the TACSOP.</p> <p>3. The treatment squad provides advanced-trauma-management (ATM) treatment.</p> <p>a. Evaluated patients to determine their medical condition.</p> <p>b. Triage patients to determine the priority of treatment.</p> <p>c. Managed airways.</p> <p>d. Performed examinations.</p> <p>e. Treated burns affecting the airway.</p> <p>f. Managed burns.</p> <p>g. Immobilized fractures or suspected fractures.</p> <p>h. Managed shock.</p> <p>i. Managed directed-energy wounds.</p> <p>j. Treated environmental injuries.</p> <p>k. Controlled pain.</p> <p>l. Relieved pain.</p> <p>m. Consulted with the echelon II or III medical treatment facility (MTF), as required.</p> <p>n. Provided treatment as directed by the physician, PA, or the emergency medical team (EMT) noncommissioned officer (NCO) according to FM 8-230.</p> <p>o. Initiated the FMC according to AR 40-66 and FM 8-230, if required.</p> <p>p. Updated the FMC according to AR 40-66 and FM 8-230, if required.</p> <p>q. Treated civilians, refugees, and enemy prisoners of war (EPWs) according to the provisions of the Geneva Convention.</p> <p>r. Employed safety procedures according to AR 385-10 and the TACSOP.</p> <p>s. Employed environmental-protection procedures according to AR 200-1 and the TACSOP.</p>		

TASK PERFORMANCE / EVALUATION SUMMARY BLOCK							
ITERATION	1	2	3	4	5		TOTAL
TOTAL TASK STEPS EVALUATED							
TOTAL TASK STEPS "GO"							
TRAINING STATUS "GO"/"NO-GO"							

"\*\*" indicates a leader task step.

**SUPPORTING INDIVIDUAL TASKS: NONE**

**SUPPORTING COLLECTIVE TASKS: NONE**

**OPFOR TASKS AND STANDARDS**

**TASK:** Disrupt a Route Reconnaissance (5-OPFOR-0021)

**CONDITION:** The enemy is conducting a route reconnaissance. The opposing forces (OPFOR) element is positioned along the enemy's route.

**STANDARD:** The OPFOR element attempts to disrupt a squad/section conducting a route reconnaissance. 1. Prevents the unit from meeting its specified time schedule. 2. Forces the unit to deviate from its specified route. 3. Prevents the unit from reaching its assigned destination. 4. Surprises the squad/section. 5. Inflicts casualties on the unit.

**TASK:** Conduct an Aerial Reconnaissance (5-OPFOR-0010)

**CONDITION:** The opposing forces (OPFOR) headquarters (HQ) element requires intelligence on the locations and identification of the enemy elements. Aircraft is dispatched to take photographs and make a visual inspection of the enemy rear area.

**STANDARD:** The OPFOR element gathers photograph intelligence of the enemy. 1. Photographs the assigned sectors. 2. Makes quick visual checks where the ceiling is low. 3. Locates enemy positions in the area, particularly support and storage bases, and command and control (C2) facilities. 4. Sustains no loss of aircraft. 5. Reports priority intelligence requirements (PIR) and other information requirements to the OPFOR HQ.

**TASK:** Conduct a Raid (5-OPFOR-0004)

**CONDITION:** The opposing forces (OPFOR) element has occupied an objective rally point and has orders to conduct a raid on a combat service support (CSS) base.

**STANDARD:** The OPFOR element infiltrates the enemy's base and destroys all of the targets. 1. Surprises the enemy forces. 2. Assaults the support base and accomplishes the assigned tasks. 3. Destroys the specified equipment and supplies. 4. Avoids being decisively engaged. 5. Withdraws all personnel from the objective areas within the time prescribed. 6. Obtains all priority intelligence requirements (PIR) from the raid site. 7. Sustains only light casualties from enemy fire.

**TASK:** Defeat Obstacles (5-OPFOR-0009)

**CONDITION:** The opposing forces (OPFOR) element encounters an obstacle that blocks the avenue of approach as it advances upon the enemy forces.

**STANDARD:** The OPFOR element bypasses or breaches the enemy obstacle. 1. Detects the obstacle before halting its main body. 2. Defeats the obstacle. a. Bypasses the obstacle without entering the engagement areas. b. Breaches the obstacle within 45 minutes and passes its entire force through the obstacle. 3. Does not incur degradation to the point that the mission must be discontinued.

**TASK:** Conduct an Attack (5-OPFOR-0008)

**CONDITION:** The enemy is conducting tactical operations. The opposing forces (OPFOR) element receives orders to attack the enemy, the area of occupation, or the main supply route (MSR) with smoke.

**STANDARD:** The OPFOR element disrupts the enemy's movement and smoke operations. 1. Determines the delivery method of the smoke attack. 2. Locates the target. 3. Delivers the smoke attack downwind. 4. Attacks the enemy with smoke, and surge attacks when the enemy responds to the smoke.

**TASK:** Disrupt Construction of Vehicle Fighting Positions (5-OPFOR-0020)

**CONDITION:** The opposing forces (OPFOR) element has located the enemy. The priority intelligence requirements (PIR) and other intelligence obtained by OPFOR patrols indicate the enemy is constructing vehicle fighting positions within its defensive area. The OPFOR element has automatic and antiarmor weapons and light mortars.

**STANDARD:** The OPFOR element attempts to disrupt the enemy's efforts to establish vehicle fighting positions. 1. Locates the defensive area. 2. Surprises the main body. 3. Penetrates the defensive area with squad-size probes. 4. Inflicts casualties on the unit. 5. Destroys vehicles. 6. Disrupts the unit's preparations (prevents or delays beyond the unit's allotted time).

**TASK:** Disrupt an Engineer Reconnaissance (5-OPFOR-0022)

**CONDITION:** The enemy is conducting an engineer reconnaissance. The opposing forces (OPFOR) element is positioned along the enemy's route.

**STANDARD:** The OPFOR element disrupts an engineer reconnaissance. 1. Prevents the unit from meeting its specified time schedule. 2. Forces the unit to deviate from its specified route. 3. Prevents the unit from accomplishing its assigned engineer reconnaissance. 4. Surprises the unit conducting the reconnaissance.

**TASK:** Conduct Terrorist and Saboteur Attacks (5-OPFOR-0005)

**CONDITION:** The opposing forces (OPFOR) element dispatches small teams into the enemy's rear area to disrupt combat service support (CSS) operations.

**STANDARD:** The enemy sustains disrupted command and control (C2), destroyed equipment and supplies, and light casualties. 1. Locates rear support bases and C2 facilities. 2. Delays and disrupts CSS operations through probes. 3. Infiltrates CSS bases to conduct sabotage and terrorist activities. 4. Inflicts light casualties. 5. Destroys supplies and equipment.

**TASK:** Defend a Minefield (5-OPFOR-0023)

**CONDITION:** The enemy is conducting a minefield sweeping operation. The opposing forces (OPFOR) element has a minefield placed in the enemy's path. The minefield is under constant observation and fire.

**STANDARD:** The OPFOR element defends a minefield against an enemy element conducting a minefield sweeping operation. 1. Prevents the unit from detecting the obstacle. 2. Disrupts the minefield sweeping operation. 3. Prevents the unit from conducting the minefield sweeping operation, prevents the unit from moving all personnel through the breach, or delays the completion of the minefield sweeping operation for more than 45 minutes.

**TASK:** Maintain Contact (5-OPFOR-0003)

**CONDITION:** The opposing forces (OPFOR) element is engaged with enemy base-defense forces. The enemy forces are withdrawing under pressure.

**STANDARD:** The OPFOR element maintains enemy contact while the enemy withdraws. 1. Engages the enemy forces decisively. 2. Advances the OPFOR as the enemy forces withdraw. 3. Inflicts heavy casualties. 4. Captures the members of the enemy force. 5. Captures documents and equipment. 6. Safeguards the captured documents, the equipment, and the personnel.

**TASK:** Conduct an Ambush (5-OPFOR-0007)

**CONDITION:** The enemy is moving in a convoy. The opposing forces (OPFOR) element is positioned along the enemy's route.

**STANDARD:** The OPFOR element inflicts casualties on the enemy and causes vehicle and equipment damage. 1. Prepares an ambush site before the element arrives. 2. Surprises march element forces. 3. Inflicts heavy casualties within the designated kill zone. 4. Inflicts heavy damage to the vehicles and the equipment within the designated kill zone. 5. Delays the march element from reaching a specified destination for a specified period of time. 6. Withdraws on order. 7. Sustains no casualties. 8. Reports actions to superiors.

**TASK:** Surrender to the Capturing Unit on the Battlefield (5-OPFOR-0024)

**CONDITION:** The enemy has captured opposing forces (OPFOR) element's soldiers, documents, and equipment sensitive to the OPFOR tactical operations.

**STANDARD:** The OPFOR soldiers retain or destroy documents and equipment. The OPFOR element surrenders the documents and the equipment of no tactical use to the enemy and attempts to conceal or destroy items of tactical value. The OPFOR element attempts escape and evasion. 1. Prevents the successful capture of the documents and the equipment. 2. Destroys the documents and the equipment. 3. Removes identifying markings from the equipment. 4. Removes unit-identifying insignia. 5. Provides misleading information. 6. Plans an escape. 7. Delays movement to the nearest collection point. 8. Prevents safeguarding of the enemy prisoners of war (EPWs) in order to cause embarrassment to the United States (US).

**TASK:** Disrupt a Net Control Station (NCS) (5-OPFOR-0019)

**CONDITION:** The enemy has established a NCS. The opposing forces (OPFOR) element has radio and jamming equipment.

**STANDARD:** The OPFOR element attempts to disrupt an NCS. 1. Attempts to locate the radio frequency that the unit is operating on. 2. Attempts to enter the radio net. 3. Attempts to issue "bogus" orders to a unit on the net. 4. Jams the radio frequency and forces the unit to go to an alternate frequency.

**TASK:** Disrupt Defensive Preparations (5-OPFOR-0018)



**CONDITION:** The opposing forces (OPFOR) element has located the enemy. Priority intelligence requirements (PIR) and other intelligence requirements obtained by OPFOR patrols indicate that the enemy elements are establishing defensive positions. The OPFOR element has automatic and antiarmor weapons and light mortars.

**STANDARD:** The OPFOR element disrupts and delays the enemy's defensive preparations. 1. Locates and penetrates the enemy's security system. 2. Forces the enemy to delay defensive preparations. 3. Disrupts the enemy's obstacle preparations.

**TASK:** Disrupt Enemy Movement and Operations Using Tactical Nuclear Weapons (5-OPFOR-0016)

**CONDITION:** The opposing forces (OPFOR) element has located the enemy. Priority intelligence requirements (PIR) and other intelligence requirements have been obtained by OPFOR patrols. Tactical nuclear weapons are employed against key locations in the rear area.

**STANDARD:** The OPFOR element disrupts enemy movement and operations. 1. Disrupts or delays the movement of the enemy's equipment and supplies to the forward areas. 2. Destroys enemy equipment and supplies. 3. Inflicts a high rate of nuclear casualties among the enemy forces. 4. Denies the enemy the use of specified areas. 5. Contaminates the enemy's equipment and supplies.

**TASK:** Disrupt Quartering Party Operations (5-OPFOR-0017)

**CONDITION:** The enemy is conducting quartering party operations. It has established an assembly area (AA) but has not moved in the main body.

**STANDARD:** The opposing forces (OPFOR) element attempts to disrupt quartering party operations and infiltrate the enemy's AA. 1. Locates the quartering party and the AA. 2. Surprises the main body. 3. Penetrates the AA with squad-size probes. 4. Inflicts personnel casualties and vehicle damage. 5. Disrupts the unit's preparations (prevents or delays beyond the unit's allotted time).

**TASK:** Disrupt Enemy Movement and Operations Using Persistent and Nonpersistent Chemical Weapons (5-OPFOR-0015)

**CONDITION:** The opposing forces (OPFOR) element has located the enemy. Priority intelligence requirements (PIR) and other intelligence requirements have been obtained by OPFOR patrols. The OPFOR units deliver chemical agents, by means of conventional artillery weapons or aircraft, along selected supply routes and key bases in the rear area.

**STANDARD:** The OPFOR element disrupts enemy movement and operations using persistent and nonpersistent chemical weapons. 1. Delivers chemical agents in low and densely wooded areas. 2. Delays the movement of enemy supplies and equipment to the forward areas. 3. Restricts the movement of the enemy units in the rear area. 4. Channels the movement of enemy units into predesignated ambush areas. 5. Contaminates enemy supplies and equipment. 6. Inflicts a high rate of casualties on enemy forces.

**TASK:** Disrupt Movement (5-OPFOR-0014)

**CONDITION:** The enemy is expected to move through the opposing forces (OPFOR) element's area of operations. The OPFOR element has received an operation order (OPORD) or fragmentary order (FRAGO) to disrupt enemy movement. The enemy has the capability to defend with direct fire and antiarmor weapons.

**STANDARD:** The OPFOR element delays enemy movement. 1. Delays the element. 2. Forces the element to deviate from its route. 3. Prevents the element from reaching its destination. 4. Surprises the element's main body.

**TASK:** Counter Passage of Lines (5-OPFOR-0012)

**CONDITION:** Enemy forces are in defensive positions, but they are expected to attempt passage-of-lines operations. The opposing forces (OPFOR) received orders to disrupt enemy passage-of-lines operations.

**STANDARD:** The OPFOR element delays or prevents enemy passage of lines. 1. Delays the passage. 2. Prevents the company from moving all personnel through the stationary unit. 3. Engages the main body of either the moving or the stationary unit.

**TASK:** Disrupt Assembly Area (AA) Activities (5-OPFOR-0013)

**CONDITION:** Intelligence reports indicate that platoon- and company-size enemy units are operating in the opposing forces (OPFOR) area of operations. Enemy units can defend from AAs with direct fire, antiarmor weapons, and indirect fire. The enemy has close air support (CAS) and nuclear, biological, and chemical (NBC) capabilities.

**STANDARD:** The OPFOR element locates and disrupts the enemy's AA activities. 1. Locates the element's AA. 2. Probes the AA with squad- or team-size elements. 3. Inflicts more than 5 percent casualties on the element. 4. Disrupts the element's preparations (prevents or delays beyond the element's allotted time).

**TASK:** Attack (5-OPFOR-0001)

**CONDITION:** The opposing forces (OPFOR) element has located the enemy. The priority intelligence requirements (PIR) and the other intelligence requirements have been obtained by OPFOR patrols. The OPFOR element has automatic and antiarmor weapons and light mortars.

**STANDARD:** The OPFOR element attempts to seize the terrain, the vehicles, or the equipment. 1. Develops an attack plan. 2. Surprises the enemy unit's main body. 3. Initiates the attack using a scheme of maneuver that exploits the enemy's flanks, gaps, and weaknesses. 4. Uses covered and concealed routes to approach the enemy forces' flanks, gaps, or weakly held areas. 5. Employs indirect fire to support the attack. 6. Penetrates enemy defenses. 7. Destroys the equipment and the supplies. 8. Inflicts heavy casualties. 9. Isolates the combat service support (CSS) base by blocking the reinforcements. 10. Forces the enemy units to displace. 11. Avoids being fixed in one position. 12. Withdraws before the CSS base is reinforced with tactical combat forces.

**TASK:** Conduct Air Attacks (5-OPFOR-0002)

**CONDITION:** The opposing forces (OPFOR) element in the rear area has forwarded the positions of the enemy support sites or the locations of moving elements. The OPFOR aircraft have been dispatched to attack enemy installations or convoys.

**STANDARD:** The OPFOR element attempts to delay, disrupt, or damage the enemy targets by air. 1. Locates the target (support sites or convoys). 2. Makes attack runs on the designated targets. 3. Inflicts heavy damage to the selected target. 4. Sustains no loss of aircraft. 5. Delays moving the force for more than one hour.

**TASK:** Conduct Sniper Operations (5-OPFOR-0006)

**CONDITION:** The opposing forces (OPFOR) element has assigned snipers (regular or irregular elements) in the enemy's rear area along the main supply route (MSR) and near support sites.

**STANDARD:** The OPFOR element kills or wounds targets. 1. Sets up a well-concealed location. 2. Engages vehicle drivers or personnel on foot with short bursts of semiautomatic fire. 3. Kills or wounds selected targets. 4. Prevents the position from being discovered by enemy forces. 5. Evacuates the area without being spotted. 6. Reports all specified priority intelligence requirements (PIR) and other intelligence requirements to the OPFOR headquarters (HQ).

**ELEMENTS:** Treatment Team  
 Ambulance Team  
 Combat Medical Section

**TASK:** Treat Unit Casualties (for Units with Medical Treatment Personnel) (08-2-0314.05-T01A)  
 (FM 8-10-6) (FM 21-11) (FM 8-230)  
 (FM 8-285)

**ITERATION:** 1 2 3 4 5 M (Circle)  
**COMMANDER/LEADER ASSESSMENT:** T P U (Circle)

**CONDITIONS:** The unit has sustained casualties. Threat force contact has been broken. Soldiers have been wounded and may have chemical contamination or nonbattle injuries. Unit medical personnel are treating the wounded. This task is performed simultaneously with other reorganization tasks. The unit and higher headquarters (HQ) tactical standing operating procedures (TACSOPs) and operation orders (OPORDs) are available. Simplified collective-protection equipment (SCPE) is on hand or field-expedient and natural shelters are available.

**NOTE:** This task should not be performed in MOPP4, except when treating NBC casualties. Some iterations of this task should be performed in MOPP4.

**TASK STANDARDS:** Unit medical personnel provide treatment for casualties according to Field Manual (FM) 8-285, FM 21-11, and the TACSOP. The time required to perform this task is increased when conducting it in mission-oriented protection posture (MOPP) 4.

TASK STEPS AND PERFORMANCE MEASURES	GO	NO-GO
<p>* 1. The commander and leaders supervise treatment and evacuation of casualties.</p> <ul style="list-style-type: none"> <li>a. Developed a treatment plan.</li> <li>b. Monitored treatment for compliance with FM 8-230 and to ensure that all casualties were treated.</li> <li>c. Directed the employment of unit medical personnel to treat casualties.</li> <li>d. Monitored battlefield stress reduction and stress prevention procedures.</li> <li>e. Reported casualties, as required.</li> <li>f. Coordinated replenishment of Class VIII supplies with the higher HQ logistics element according to the TACSOP.</li> <li>g. Directed distribution of Class VIII supplies and equipment according to the TACSOP.</li> <li>h. Enforced quality-check procedures for Class VIII items issued to unit elements.</li> <li>i. Coordinated for evacuation support with the higher HQ operations element.</li> </ul> <p>2. Unit medical personnel survey casualties.</p> <ul style="list-style-type: none"> <li>a. Checked for responsiveness.</li> <li>b. Checked for breathing.</li> <li>c. Checked for bleeding.</li> <li>d. Checked for head injury.</li> <li>e. Checked for shock.</li> <li>f. Checked for fractures, to include cervical spine and back fractures.</li> <li>g. Checked for burns.</li> </ul> <p>3. Unit medical personnel administer lifesaving treatment.</p> <ul style="list-style-type: none"> <li>a. Wore protective devices (such as surgical mask and gloves).</li> <li>b. Cleared all objects from the throat of the casualty.</li> </ul>		

TASK STEPS AND PERFORMANCE MEASURES	GO	NO-GO
<p>c. Used the jaw thrust method to open the airway if a cervical spine injury was suspected.</p> <p>d. Performed cardiovascular pulmonary resuscitation (CPR), 1- or 2-rescuer method, according to FM 8-230.</p> <p>4. Unit medical personnel control hemorrhage.</p> <ol style="list-style-type: none"> <li>Applied manual direct pressure to wound.</li> <li>Elevated extremities.</li> <li>Applied pressure dressing to the wound.</li> <li>Applied digital pressure to pressure points.</li> <li>Applied a tourniquet as a last resort.</li> <li>Initiated intravenous (IV) therapy when indicated.</li> </ol> <p>NOTE: Cannot be done in MOPP4.</p> <p>5. Unit medical personnel dress wounds.</p> <ol style="list-style-type: none"> <li>Applied occlusive dressings to open chest wounds, if possible.</li> <li>Applied dressings to open abdominal wounds.</li> <li>Applied dressings to open head wounds.</li> <li>Applied dressings to extremity wounds.</li> </ol> <p>6. Unit medical personnel splint suspected fractures.</p> <ol style="list-style-type: none"> <li>Used available materials to splint injuries.</li> <li>Splinted fractures in their position found.</li> <li>Restricted the movement of extremities.</li> <li>Checked the circulation for impairment.</li> </ol> <p>7. Unit medical personnel stabilize suspected neck and back fractures.</p> <p>NOTE: When a cervical collar or spine board is not available, use field-expedient materials.</p> <ol style="list-style-type: none"> <li>Applied a cervical collar.</li> <li>Applied a short spine board for suspected neck fractures.</li> <li>Applied a long spine board for suspected back and neck fractures.</li> </ol> <p>8. Unit medical personnel treat casualties with burns.</p> <ol style="list-style-type: none"> <li>Extinguished thermal burn agents.</li> <li>Removed chemical burn agents.</li> <li>Eliminated electrical burn sources.</li> <li>Uncovered the burn unless it was stuck to the clothing or a chemical substance existed.</li> <li>Applied a field dressing.</li> <li>Initiated fluid replacement, as required.</li> <li>Initiated IV therapy, if indicated.</li> </ol> <p>NOTE: Cannot be done in MOPP4.</p> <p>9. Unit medical personnel treat environmental injuries.</p> <ol style="list-style-type: none"> <li>Provided medical treatment for heat injuries.</li> <li>Provided medical treatment for cold weather injuries.</li> </ol> <p>10. Unit medical personnel treat chemical casualties.</p> <ol style="list-style-type: none"> <li>Took immediate protective steps according to FM 8-285 to protect self and warn others.</li> <li>Protected the casualty from further contamination.</li> <li>Administered the nerve-agent antidote according to FM 8-285.</li> <li>Decontaminated the casualty according to FM 8-285, if necessary.</li> </ol> <p>11. Unit medical personnel prevent shock.</p>		

TASK STEPS AND PERFORMANCE MEASURES	GO	NO-GO
a. Positioned the casualty in the correct antishock position according to FM 8-230. b. Loosened clothing and equipment. c. Prevented the casualty from chilling or overheating. d. Calmed the casualty by reassuring him.  12. Unit medical personnel evacuate casualties to the treatment platoon or the supporting medical treatment facility (MTF). a. Prepared casualties for evacuation. b. Identified litter teams. c. Constructed an improvised litter from available material, as required. d. Secured casualties on litters. e. Used appropriate manual carry methods if a litter is not available. f. Transported casualties without causing further injury according to FM 8-10-6.		

TASK PERFORMANCE / EVALUATION SUMMARY BLOCK							
ITERATION	1	2	3	4	5	M	TOTAL
TOTAL TASK STEPS EVALUATED							
TOTAL TASK STEPS "GO"							
TRAINING STATUS "GO"/"NO-GO"							

"\*" indicates a leader task step.

**SUPPORTING INDIVIDUAL TASKS: NONE**

**SUPPORTING COLLECTIVE TASKS**

Task Number	Task Title	References
08-2-R303.05-T01A	Conduct Battlefield Stress Reduction and Stress Prevention Procedures	ARTEP 5-025-66-MTP  ARTEP 5-026-34-MTP ARTEP 5-027-10-MTP ARTEP 5-027-35-MTP ARTEP 5-053-11-MTP ARTEP 5-053-12-MTP ARTEP 5-053-35-MTP ARTEP 5-063-10-MTP ARTEP 5-063-11-MTP ARTEP 5-063-35-MTP ARTEP 5-113-11-MTP ARTEP 5-113-12-MTP ARTEP 5-113-35-MTP ARTEP 5-155-66-MTP ARTEP 5-156-34-MTP ARTEP 5-157-10-MTP ARTEP 5-157-35-MTP ARTEP 5-215-66-MTP ARTEP 5-216-34-MTP ARTEP 5-217-10-MTP

**SUPPORTING COLLECTIVE TASKS**

<b>Task Number</b>	<b>Task Title</b>	<b>References</b>
		ARTEP 5-217-35-MTP
		ARTEP 5-332-68-MTP
		ARTEP 5-335-60-MTP
		ARTEP 5-335-65-MTP
		ARTEP 5-335-70-MTP
		ARTEP 5-336-34-MTP
		ARTEP 5-337-10-MTP
		ARTEP 5-337-35-MTP
		ARTEP 5-402-68-MTP
		ARTEP 5-412-68-MTP
		ARTEP 5-412-69-MTP
		ARTEP 5-413-35-MTP
		ARTEP 5-415-66-MTP
		ARTEP 5-416-14-MTP
		ARTEP 5-416-34-MTP
		ARTEP 5-417-13-MTP
		ARTEP 5-417-17-MTP
		ARTEP 5-417-35-MTP
		ARTEP 5-423-11-MTP
		ARTEP 5-423-35-MTP
		ARTEP 5-424-35-MTP
		ARTEP 5-425-66-MTP
		ARTEP 5-426-34-MTP
		ARTEP 5-427-10-MTP
		ARTEP 5-427-35-MTP
		ARTEP 5-434-35-MTP
		ARTEP 5-435-66-MTP
		ARTEP 5-435-67-MTP
		ARTEP 5-436-35-MTP
		ARTEP 5-436-37-MTP
		ARTEP 5-437-10-MTP
		ARTEP 5-437-11-MTP
		ARTEP 5-437-36-MTP
		ARTEP 5-437-38-MTP
		ARTEP 5-443-35-MTP
		ARTEP 5-445-64-MTP
		ARTEP 5-445-66-MTP
		ARTEP 5-446-34-MTP
		ARTEP 5-446-36-MTP
		ARTEP 5-447-10-MTP
		ARTEP 5-447-11-MTP
		ARTEP 5-447-35-MTP
		ARTEP 5-447-37-MTP
		ARTEP 5-463-10-MTP
		ARTEP 5-463-12-MTP
		ARTEP 5-463-15-MTP
		ARTEP 5-463-17-MTP
		ARTEP 5-463-35-MTP
		ARTEP 5-463-36-MTP
		ARTEP 5-473-35-MTP
		ARTEP 5-500-21-MTP
		ARTEP 5-500-22-MTP
		ARTEP 5-500-24-MTP

### SUPPORTING COLLECTIVE TASKS

Task Number	Task Title	References
		ARTEP 5-500-66-MTP
		ARTEP 5-510-10-MTP
		ARTEP 5-510-12-MTP
		ARTEP 5-510-14-MTP
		ARTEP 5-510-16-MTP
		ARTEP 5-510-18-MTP
		ARTEP 5-520-10-MTP
		ARTEP 5-520-12-MTP
		ARTEP 5-520-14-MTP
		ARTEP 5-530-10-MTP
		ARTEP 5-530-12-MTP
		ARTEP 5-530-14-MTP
		ARTEP 5-530-16-MTP
		ARTEP 5-540-10-MTP
		ARTEP 5-540-11-MTP
		ARTEP 5-540-12-MTP
		ARTEP 5-540-13-MTP
		ARTEP 5-602-68-MTP
		ARTEP 5-603-35-MTP
		ARTEP 5-606-34-MTP
		ARTEP 5-607-35-MTP
		ARTEP 5-608-35-MTP
		ARTEP 5-616-34-MTP
		ARTEP 5-617-10-MTP
		ARTEP 5-617-11-MTP
		ARTEP 5-617-35-MTP

### OPFOR TASKS AND STANDARDS

**TASK:** Disrupt a Route Reconnaissance (5-OPFOR-0021)

**CONDITION:** The enemy is conducting a route reconnaissance. The opposing forces (OPFOR) element is positioned along the enemy's route.

**STANDARD:** The OPFOR element attempts to disrupt a squad/section conducting a route reconnaissance. 1. Prevents the unit from meeting its specified time schedule. 2. Forces the unit to deviate from its specified route. 3. Prevents the unit from reaching its assigned destination. 4. Surprises the squad/section. 5. Inflicts casualties on the unit.

**TASK:** Conduct an Aerial Reconnaissance (5-OPFOR-0010)

**CONDITION:** The opposing forces (OPFOR) headquarters (HQ) element requires intelligence on the locations and identification of the enemy elements. Aircraft is dispatched to take photographs and make a visual inspection of the enemy rear area.

**STANDARD:** The OPFOR element gathers photograph intelligence of the enemy. 1. Photographs the assigned sectors. 2. Makes quick visual checks where the ceiling is low. 3. Locates enemy positions in the area, particularly support and storage bases, and command and control (C2) facilities. 4. Sustains no loss of aircraft. 5. Reports priority intelligence requirements (PIR) and other information requirements to the OPFOR HQ.

**TASK:** Conduct a Raid (5-OPFOR-0004)



**CONDITION:** The opposing forces (OPFOR) element has occupied an objective rally point and has orders to conduct a raid on a combat service support (CSS) base.

**STANDARD:** The OPFOR element infiltrates the enemy's base and destroys all of the targets. 1. Surprises the enemy forces. 2. Assaults the support base and accomplishes the assigned tasks. 3. Destroys the specified equipment and supplies. 4. Avoids being decisively engaged. 5. Withdraws all personnel from the objective areas within the time prescribed. 6. Obtains all priority intelligence requirements (PIR) from the raid site. 7. Sustains only light casualties from enemy fire.

**TASK:** Defeat Obstacles (5-OPFOR-0009)

**CONDITION:** The opposing forces (OPFOR) element encounters an obstacle that blocks the avenue of approach as it advances upon the enemy forces.

**STANDARD:** The OPFOR element bypasses or breaches the enemy obstacle. 1. Detects the obstacle before halting its main body. 2. Defeats the obstacle. a. Bypasses the obstacle without entering the engagement areas. b. Breaches the obstacle within 45 minutes and passes its entire force through the obstacle. 3. Does not incur degradation to the point that the mission must be discontinued.

**TASK:** Conduct an Attack (5-OPFOR-0008)

**CONDITION:** The enemy is conducting tactical operations. The opposing forces (OPFOR) element receives orders to attack the enemy, the area of occupation, or the main supply route (MSR) with smoke.

**STANDARD:** The OPFOR element disrupts the enemy's movement and smoke operations. 1. Determines the delivery method of the smoke attack. 2. Locates the target. 3. Delivers the smoke attack downwind. 4. Attacks the enemy with smoke, and surge attacks when the enemy responds to the smoke.

**TASK:** Disrupt Construction of Vehicle Fighting Positions (5-OPFOR-0020)

**CONDITION:** The opposing forces (OPFOR) element has located the enemy. The priority intelligence requirements (PIR) and other intelligence obtained by OPFOR patrols indicate the enemy is constructing vehicle fighting positions within its defensive area. The OPFOR element has automatic and antiarmor weapons and light mortars.

**STANDARD:** The OPFOR element attempts to disrupt the enemy's efforts to establish vehicle fighting positions. 1. Locates the defensive area. 2. Surprises the main body. 3. Penetrates the defensive area with squad-size probes. 4. Inflicts casualties on the unit. 5. Destroys vehicles. 6. Disrupts the unit's preparations (prevents or delays beyond the unit's allotted time).

**TASK:** Disrupt an Engineer Reconnaissance (5-OPFOR-0022)

**CONDITION:** The enemy is conducting an engineer reconnaissance. The opposing forces (OPFOR) element is positioned along the enemy's route.

**STANDARD:** The OPFOR element disrupts an engineer reconnaissance. 1. Prevents the unit from meeting its specified time schedule. 2. Forces the unit to deviate from its specified route. 3. Prevents the unit from accomplishing its assigned engineer reconnaissance. 4. Surprises the unit conducting the reconnaissance.

**TASK:** Conduct Terrorist and Saboteur Attacks (5-OPFOR-0005)

**CONDITION:** The opposing forces (OPFOR) element dispatches small teams into the enemy's rear area to disrupt combat service support (CSS) operations.

**STANDARD:** The enemy sustains disrupted command and control (C2), destroyed equipment and supplies, and light casualties. 1. Locates rear support bases and C2 facilities. 2. Delays and disrupts CSS operations through probes. 3. Infiltrates CSS bases to conduct sabotage and terrorist activities. 4. Inflicts light casualties. 5. Destroys supplies and equipment.

**TASK:** Defend a Minefield (5-OPFOR-0023)

**CONDITION:** The enemy is conducting a minefield sweeping operation. The opposing forces (OPFOR) element has a minefield placed in the enemy's path. The minefield is under constant observation and fire.

**STANDARD:** The OPFOR element defends a minefield against an enemy element conducting a minefield sweeping operation. 1. Prevents the unit from detecting the obstacle. 2. Disrupts the minefield sweeping operation. 3. Prevents the unit from conducting the minefield sweeping operation, prevents the unit from moving all personnel through the breach, or delays the completion of the minefield sweeping operation for more than 45 minutes.

**TASK:** Maintain Contact (5-OPFOR-0003)

**CONDITION:** The opposing forces (OPFOR) element is engaged with enemy base-defense forces. The enemy forces are withdrawing under pressure.

**STANDARD:** The OPFOR element maintains enemy contact while the enemy withdraws. 1. Engages the enemy forces decisively. 2. Advances the OPFOR as the enemy forces withdraw. 3. Inflicts heavy casualties. 4. Captures the members of the enemy force. 5. Captures documents and equipment. 6. Safeguards the captured documents, the equipment, and the personnel.

**TASK:** Conduct an Ambush (5-OPFOR-0007)

**CONDITION:** The enemy is moving in a convoy. The opposing forces (OPFOR) element is positioned along the enemy's route.

**STANDARD:** The OPFOR element inflicts casualties on the enemy and causes vehicle and equipment damage. 1. Prepares an ambush site before the element arrives. 2. Surprises march element forces. 3. Inflicts heavy casualties within the designated kill zone. 4. Inflicts heavy damage to the vehicles and the equipment within the designated kill zone. 5. Delays the march element from reaching a specified destination for a specified period of time. 6. Withdraws on order. 7. Sustains no casualties. 8. Reports actions to superiors.

**TASK:** Surrender to the Capturing Unit on the Battlefield (5-OPFOR-0024)

**CONDITION:** The enemy has captured opposing forces (OPFOR) element's soldiers, documents, and equipment sensitive to the OPFOR tactical operations.

**STANDARD:** The OPFOR soldiers retain or destroy documents and equipment. The OPFOR element surrenders the documents and the equipment of no tactical use to the enemy and attempts to conceal or destroy items of tactical value. The OPFOR element attempts escape and evasion. 1. Prevents the successful capture of the documents and the equipment. 2. Destroys the documents and the equipment. 3. Removes identifying markings from the equipment. 4. Removes unit-identifying insignia. 5. Provides misleading information. 6. Plans an escape. 7. Delays movement to the nearest collection point. 8. Prevents safeguarding of the enemy prisoners of war (EPWs) in order to cause embarrassment to the United States (US).

**TASK:** Disrupt a Net Control Station (NCS) (5-OPFOR-0019)

**CONDITION:** The enemy has established a NCS. The opposing forces (OPFOR) element has radio and jamming equipment.

**STANDARD:** The OPFOR element attempts to disrupt an NCS. 1. Attempts to locate the radio frequency that the unit is operating on. 2. Attempts to enter the radio net. 3. Attempts to issue "bogus" orders to a unit on the net. 4. Jams the radio frequency and forces the unit to go to an alternate frequency.

**TASK:** Disrupt Defensive Preparations (5-OPFOR-0018)

**CONDITION:** The opposing forces (OPFOR) element has located the enemy. Priority intelligence requirements (PIR) and other intelligence requirements obtained by OPFOR patrols indicate that the enemy elements are establishing defensive positions. The OPFOR element has automatic and antiarmor weapons and light mortars.

**STANDARD:** The OPFOR element disrupts and delays the enemy's defensive preparations. 1. Locates and penetrates the enemy's security system. 2. Forces the enemy to delay defensive preparations. 3. Disrupts the enemy's obstacle preparations.

**TASK:** Disrupt Enemy Movement and Operations Using Tactical Nuclear Weapons (5-OPFOR-0016)

**CONDITION:** The opposing forces (OPFOR) element has located the enemy. Priority intelligence requirements (PIR) and other intelligence requirements have been obtained by OPFOR patrols. Tactical nuclear weapons are employed against key locations in the rear area.

**STANDARD:** The OPFOR element disrupts enemy movement and operations. 1. Disrupts or delays the movement of the enemy's equipment and supplies to the forward areas. 2. Destroys enemy equipment and supplies. 3. Inflicts a high rate of nuclear casualties among the enemy forces. 4. Denies the enemy the use of specified areas. 5. Contaminates the enemy's equipment and supplies.

**TASK:** Disrupt Quartering Party Operations (5-OPFOR-0017)

**CONDITION:** The enemy is conducting quartering party operations. It has established an assembly area (AA) but has not moved in the main body.

**STANDARD:** The opposing forces (OPFOR) element attempts to disrupt quartering party operations and infiltrate the enemy's AA. 1. Locates the quartering party and the AA. 2. Surprises the main body. 3. Penetrates the AA with squad-size probes. 4. Inflicts personnel casualties and vehicle damage. 5. Disrupts the unit's preparations (prevents or delays beyond the unit's allotted time).

**TASK:** Disrupt Enemy Movement and Operations Using Persistent and Nonpersistent Chemical Weapons (5-OPFOR-0015)

**CONDITION:** The opposing forces (OPFOR) element has located the enemy. Priority intelligence requirements (PIR) and other intelligence requirements have been obtained by OPFOR patrols. The OPFOR units deliver chemical agents, by means of conventional artillery weapons or aircraft, along selected supply routes and key bases in the rear area.

**STANDARD:** The OPFOR element disrupts enemy movement and operations using persistent and nonpersistent chemical weapons. 1. Delivers chemical agents in low and densely wooded areas. 2. Delays the movement of enemy supplies and equipment to the forward areas. 3. Restricts the movement of the enemy units in the rear area. 4. Channels the movement of enemy units into predesignated ambush areas. 5. Contaminates enemy supplies and equipment. 6. Inflicts a high rate of casualties on enemy forces.

**TASK:** Disrupt Movement (5-OPFOR-0014)

**CONDITION:** The enemy is expected to move through the opposing forces (OPFOR) element's area of operations. The OPFOR element has received an operation order (OPORD) or fragmentary order (FRAGO) to disrupt enemy movement. The enemy has the capability to defend with direct fire and antiarmor weapons.

**STANDARD:** The OPFOR element delays enemy movement. 1. Delays the element. 2. Forces the element to deviate from its route. 3. Prevents the element from reaching its destination. 4. Surprises the element's main body.

**TASK:** Counter Passage of Lines (5-OPFOR-0012)

**CONDITION:** Enemy forces are in defensive positions, but they are expected to attempt passage-of-lines operations. The opposing forces (OPFOR) received orders to disrupt enemy passage-of-lines operations.

**STANDARD:** The OPFOR element delays or prevents enemy passage of lines. 1. Delays the passage. 2. Prevents the company from moving all personnel through the stationary unit. 3. Engages the main body of either the moving or the stationary unit.

**TASK:** Disrupt Assembly Area (AA) Activities (5-OPFOR-0013)

**CONDITION:** Intelligence reports indicate that platoon- and company-size enemy units are operating in the opposing forces (OPFOR) area of operations. Enemy units can defend from AAs with direct fire, antiarmor weapons, and indirect fire. The enemy has close air support (CAS) and nuclear, biological, and chemical (NBC) capabilities.

**STANDARD:** The OPFOR element locates and disrupts the enemy's AA activities. 1. Locates the element's AA. 2. Probes the AA with squad- or team-size elements. 3. Inflicts more than 5 percent casualties on the element. 4. Disrupts the element's preparations (prevents or delays beyond the element's allotted time).

**TASK:** Attack (5-OPFOR-0001)

**CONDITION:** The opposing forces (OPFOR) element has located the enemy. The priority intelligence requirements (PIR) and the other intelligence requirements have been obtained by OPFOR patrols. The OPFOR element has automatic and antiarmor weapons and light mortars.

**STANDARD:** The OPFOR element attempts to seize the terrain, the vehicles, or the equipment. 1. Develops an attack plan. 2. Surprises the enemy unit's main body. 3. Initiates the attack using a scheme of maneuver that exploits the enemy's flanks, gaps, and weaknesses. 4. Uses covered and concealed routes to approach the enemy forces' flanks, gaps, or weakly held areas. 5. Employs indirect fire to support the attack. 6. Penetrates enemy defenses. 7. Destroys the equipment and the supplies. 8. Inflicts heavy casualties. 9. Isolates the combat service support (CSS) base by blocking the reinforcements. 10. Forces the enemy units to displace. 11. Avoids being fixed in one position. 12. Withdraws before the CSS base is reinforced with tactical combat forces.

**TASK:** Conduct Air Attacks (5-OPFOR-0002)

**CONDITION:** The opposing forces (OPFOR) element in the rear area has forwarded the positions of the enemy support sites or the locations of moving elements. The OPFOR aircraft have been dispatched to attack enemy installations or convoys.

**STANDARD:** The OPFOR element attempts to delay, disrupt, or damage the enemy targets by air. 1. Locates the target (support sites or convoys). 2. Makes attack runs on the designated targets. 3. Inflicts heavy damage to the selected target. 4. Sustains no loss of aircraft. 5. Delays moving the force for more than one hour.

**TASK:** Conduct Sniper Operations (5-OPFOR-0006)

**CONDITION:** The opposing forces (OPFOR) element has assigned snipers (regular or irregular elements) in the enemy's rear area along the main supply route (MSR) and near support sites.

**STANDARD:** The OPFOR element kills or wounds targets. 1. Sets up a well-concealed location. 2. Engages vehicle drivers or personnel on foot with short bursts of semiautomatic fire. 3. Kills or wounds selected targets. 4. Prevents the position from being discovered by enemy forces. 5. Evacuates the area without being spotted. 6. Reports all specified priority intelligence requirements (PIR) and other intelligence requirements to the OPFOR headquarters (HQ).

**ELEMENT:** Treatment Team

**TASK:** Provide Sick-Call Services (08-2-0316.05-T01A)  
 (FM 8-260) (AR 200-1) (AR 385-10)  
 (AR 40-2) (AR 40-400) (AR 40-66)  
 (FM 8-230)

**ITERATION:** 1 2 3 4 5 (Circle)

**COMMANDER/LEADER ASSESSMENT:** T P U (Circle)

**CONDITIONS:** Personnel in supported units are reporting to sick call. Sick call and pharmacy services are being provided to the forward-support medical company (FSMC) and attached support elements that do not have organic combat health support (CHS). The treatment team is staffed and has its full complement of table(s) of organization and equipment (TOE). The CHS plan and the tactical standing operating procedure (TACSOP) are available. A medical specialist has been assigned the additional duties of issuing and controlling pharmaceutical products. Initial coordination has been made with supported units. This task is performed under all environmental conditions except nuclear, biological, chemical (NBC). The unit is subject to attack by threat forces, NBC, or radiological fallout. This task should not be trained in MOPP4.

**TASK STANDARDS:** Sick-call services are provided and recorded according to Field Manual (FM) 8-230, the CHS plan, and the TACSOP. Pharmaceutical products are issued, controlled, and maintained according to Army Regulation (AR) 40-2, FM 8-260, and the TACSOP.

TASK STEPS AND PERFORMANCE MEASURES	GO	NO-GO
<ol style="list-style-type: none"> <li>1. The treatment squad processes patients for sick call.                             <ol style="list-style-type: none"> <li>a. Recorded patient data on the daily disposition log (DDL).</li> <li>b. Screened patients to prioritize treatment according to FM 8-230.</li> <li>c. Performed the patient's treatment according to the physician or the physician assistant's (PA's) orders and FM 8-230.</li> <li>d. Provided the patient with instructions on self-care.</li> <li>e. Initiated the field medical card (FMC) according to AR 40-66 and FM 8-230.</li> <li>f. Assisted in preparing patients for their return to duty (RTD) or evacuation.</li> <li>g. Employed safety procedures according to AR 385-10 and the TACSOP.</li> <li>h. Employed environmental-protection procedures according to AR 200-1 and the TACSOP.</li> </ol> </li> <li>2. The treatment squad provides patient-administration support.                             <ol style="list-style-type: none"> <li>a. Filled out the FMC according to AR 40-66 and FM 8-230.</li> <li>b. Completed patient records according to AR 40-66.</li> <li>c. Provided input to line of duty determinations.</li> <li>d. Managed medical records and reports.</li> <li>e. Requested evacuation from unit headquarters (HQ).</li> <li>f. Prepared patient records for RTD or evacuation.</li> </ol> </li> <li>3. The treatment squad processes pharmaceutical products.                             <ol style="list-style-type: none"> <li>a. Requested pharmaceutical products according to the TACSOP.</li> <li>b. Verified the type, quantity, and expiration date of pharmaceutical products.</li> <li>c. Maintained a registry for all controlled substances (note R and Q items) according to FM 8-260.</li> <li>d. Stored pharmaceutical products according to manufacturer's instructions, FM 8-260, and the TACSOP.</li> <li>e. Prepared medications for issue according to the physician or the PA's orders.</li> </ol> </li> </ol>		

TASK STEPS AND PERFORMANCE MEASURES	GO	NO-GO
f. Maintained files of all medication issues and receipts according to AR 40-400. g. Maintained current inventories and audit trails of controlled substances. h. Maintained security of all pharmaceutical products. i. Performed quality-assurance inspections of pharmaceutical products according to AR 40-66. j. Employed safety procedures according to AR 385-10 and the TACSOP. k. Employed environmental-protection procedures according to AR 200-1 and the TACSOP.		

TASK PERFORMANCE / EVALUATION SUMMARY BLOCK							
ITERATION	1	2	3	4	5		TOTAL
TOTAL TASK STEPS EVALUATED							
TOTAL TASK STEPS "GO"							
TRAINING STATUS "GO"/"NO-GO"							

"\*" indicates a leader task step.

**SUPPORTING INDIVIDUAL TASKS: NONE**

**SUPPORTING COLLECTIVE TASKS: NONE**

#### OPFOR TASKS AND STANDARDS

**TASK:** Surrender to the Capturing Unit on the Battlefield (5-OPFOR-0024)

**CONDITION:** The enemy has captured opposing forces (OPFOR) element's soldiers, documents, and equipment sensitive to the OPFOR tactical operations.

**STANDARD:** The OPFOR soldiers retain or destroy documents and equipment. The OPFOR element surrenders the documents and the equipment of no tactical use to the enemy and attempts to conceal or destroy items of tactical value. The OPFOR element attempts escape and evasion. 1. Prevents the successful capture of the documents and the equipment. 2. Destroys the documents and the equipment. 3. Removes identifying markings from the equipment. 4. Removes unit-identifying insignia. 5. Provides misleading information. 6. Plans an escape. 7. Delays movement to the nearest collection point. 8. Prevents safeguarding of the enemy prisoners of war (EPWs) in order to cause embarrassment to the United States (US).

**TASK:** Disrupt a Route Reconnaissance (5-OPFOR-0021)

**CONDITION:** The enemy is conducting a route reconnaissance. The opposing forces (OPFOR) element is positioned along the enemy's route.

**STANDARD:** The OPFOR element attempts to disrupt a squad/section conducting a route reconnaissance. 1. Prevents the unit from meeting its specified time schedule. 2. Forces the unit to deviate from its specified route. 3. Prevents the unit from reaching its assigned destination. 4. Surprises the squad/section. 5. Inflicts casualties on the unit.

**TASK:** Conduct an Aerial Reconnaissance (5-OPFOR-0010)

**CONDITION:** The opposing forces (OPFOR) headquarters (HQ) element requires intelligence on the locations and identification of the enemy elements. Aircraft is dispatched to take photographs and make a visual inspection of the enemy rear area.

**STANDARD:** The OPFOR element gathers photograph intelligence of the enemy. 1. Photographs the assigned sectors. 2. Makes quick visual checks where the ceiling is low. 3. Locates enemy positions in the area, particularly support and storage bases, and command and control (C2) facilities. 4. Sustains no loss of aircraft. 5. Reports priority intelligence requirements (PIR) and other information requirements to the OPFOR HQ.

**TASK:** Conduct a Raid (5-OPFOR-0004)

**CONDITION:** The opposing forces (OPFOR) element has occupied an objective rally point and has orders to conduct a raid on a combat service support (CSS) base.

**STANDARD:** The OPFOR element infiltrates the enemy's base and destroys all of the targets. 1. Surprises the enemy forces. 2. Assaults the support base and accomplishes the assigned tasks. 3. Destroys the specified equipment and supplies. 4. Avoids being decisively engaged. 5. Withdraws all personnel from the objective areas within the time prescribed. 6. Obtains all priority intelligence requirements (PIR) from the raid site. 7. Sustains only light casualties from enemy fire.

**TASK:** Defeat Obstacles (5-OPFOR-0009)

**CONDITION:** The opposing forces (OPFOR) element encounters an obstacle that blocks the avenue of approach as it advances upon the enemy forces.

**STANDARD:** The OPFOR element bypasses or breaches the enemy obstacle. 1. Detects the obstacle before halting its main body. 2. Defeats the obstacle. a. Bypasses the obstacle without entering the engagement areas. b. Breaches the obstacle within 45 minutes and passes its entire force through the obstacle. 3. Does not incur degradation to the point that the mission must be discontinued.

**TASK:** Conduct an Attack (5-OPFOR-0008)

**CONDITION:** The enemy is conducting tactical operations. The opposing forces (OPFOR) element receives orders to attack the enemy, the area of occupation, or the main supply route (MSR) with smoke.

**STANDARD:** The OPFOR element disrupts the enemy's movement and smoke operations. 1. Determines the delivery method of the smoke attack. 2. Locates the target. 3. Delivers the smoke attack downwind. 4. Attacks the enemy with smoke, and surge attacks when the enemy responds to the smoke.

**TASK:** Disrupt Construction of Vehicle Fighting Positions (5-OPFOR-0020)

**CONDITION:** The opposing forces (OPFOR) element has located the enemy. The priority intelligence requirements (PIR) and other intelligence obtained by OPFOR patrols indicate the enemy is constructing vehicle fighting positions within its defensive area. The OPFOR element has automatic and antiarmor weapons and light mortars.

**STANDARD:** The OPFOR element attempts to disrupt the enemy's efforts to establish vehicle fighting positions. 1. Locates the defensive area. 2. Surprises the main body. 3. Penetrates the defensive area with squad-size probes. 4. Inflicts casualties on the unit. 5. Destroys vehicles. 6. Disrupts the unit's preparations (prevents or delays beyond the unit's allotted time).



**TASK:** Disrupt an Engineer Reconnaissance (5-OPFOR-0022)

**CONDITION:** The enemy is conducting an engineer reconnaissance. The opposing forces (OPFOR) element is positioned along the enemy's route.

**STANDARD:** The OPFOR element disrupts an engineer reconnaissance. 1. Prevents the unit from meeting its specified time schedule. 2. Forces the unit to deviate from its specified route. 3. Prevents the unit from accomplishing its assigned engineer reconnaissance. 4. Surprises the unit conducting the reconnaissance.

**TASK:** Conduct Terrorist and Saboteur Attacks (5-OPFOR-0005)

**CONDITION:** The opposing forces (OPFOR) element dispatches small teams into the enemy's rear area to disrupt combat service support (CSS) operations.

**STANDARD:** The enemy sustains disrupted command and control (C2), destroyed equipment and supplies, and light casualties. 1. Locates rear support bases and C2 facilities. 2. Delays and disrupts CSS operations through probes. 3. Infiltrates CSS bases to conduct sabotage and terrorist activities. 4. Inflicts light casualties. 5. Destroys supplies and equipment.

**TASK:** Defend a Minefield (5-OPFOR-0023)

**CONDITION:** The enemy is conducting a minefield sweeping operation. The opposing forces (OPFOR) element has a minefield placed in the enemy's path. The minefield is under constant observation and fire.

**STANDARD:** The OPFOR element defends a minefield against an enemy element conducting a minefield sweeping operation. 1. Prevents the unit from detecting the obstacle. 2. Disrupts the minefield sweeping operation. 3. Prevents the unit from conducting the minefield sweeping operation, prevents the unit from moving all personnel through the breach, or delays the completion of the minefield sweeping operation for more than 45 minutes.

**TASK:** Maintain Contact (5-OPFOR-0003)

**CONDITION:** The opposing forces (OPFOR) element is engaged with enemy base-defense forces. The enemy forces are withdrawing under pressure.

**STANDARD:** The OPFOR element maintains enemy contact while the enemy withdraws. 1. Engages the enemy forces decisively. 2. Advances the OPFOR as the enemy forces withdraw. 3. Inflicts heavy casualties. 4. Captures the members of the enemy force. 5. Captures documents and equipment. 6. Safeguards the captured documents, the equipment, and the personnel.

**TASK:** Conduct an Ambush (5-OPFOR-0007)

**CONDITION:** The enemy is moving in a convoy. The opposing forces (OPFOR) element is positioned along the enemy's route.

**STANDARD:** The OPFOR element inflicts casualties on the enemy and causes vehicle and equipment damage. 1. Prepares an ambush site before the element arrives. 2. Surprises march element forces. 3. Inflicts heavy casualties within the designated kill zone. 4. Inflicts heavy damage to the vehicles and the equipment within the designated kill zone. 5. Delays the march element from reaching a specified destination for a specified period of time. 6. Withdraws on order. 7. Sustains no casualties. 8. Reports actions to superiors.

**TASK:** Disrupt a Net Control Station (NCS) (5-OPFOR-0019)

**CONDITION:** The enemy has established a NCS. The opposing forces (OPFOR) element has radio and jamming equipment.

**STANDARD:** The OPFOR element attempts to disrupt an NCS. 1. Attempts to locate the radio frequency that the unit is operating on. 2. Attempts to enter the radio net. 3. Attempts to issue "bogus" orders to a unit on the net. 4. Jams the radio frequency and forces the unit to go to an alternate frequency.

**TASK:** Disrupt Defensive Preparations (5-OPFOR-0018)

**CONDITION:** The opposing forces (OPFOR) element has located the enemy. Priority intelligence requirements (PIR) and other intelligence requirements obtained by OPFOR patrols indicate that the enemy elements are establishing defensive positions. The OPFOR element has automatic and antiarmor weapons and light mortars.

**STANDARD:** The OPFOR element disrupts and delays the enemy's defensive preparations. 1. Locates and penetrates the enemy's security system. 2. Forces the enemy to delay defensive preparations. 3. Disrupts the enemy's obstacle preparations.

**TASK:** Disrupt Enemy Movement and Operations Using Tactical Nuclear Weapons (5-OPFOR-0016)

**CONDITION:** The opposing forces (OPFOR) element has located the enemy. Priority intelligence requirements (PIR) and other intelligence requirements have been obtained by OPFOR patrols. Tactical nuclear weapons are employed against key locations in the rear area.

**STANDARD:** The OPFOR element disrupts enemy movement and operations. 1. Disrupts or delays the movement of the enemy's equipment and supplies to the forward areas. 2. Destroys enemy equipment and supplies. 3. Inflicts a high rate of nuclear casualties among the enemy forces. 4. Denies the enemy the use of specified areas. 5. Contaminates the enemy's equipment and supplies.

**TASK:** Disrupt Quartering Party Operations (5-OPFOR-0017)

**CONDITION:** The enemy is conducting quartering party operations. It has established an assembly area (AA) but has not moved in the main body.

**STANDARD:** The opposing forces (OPFOR) element attempts to disrupt quartering party operations and infiltrate the enemy's AA. 1. Locates the quartering party and the AA. 2. Surprises the main body. 3. Penetrates the AA with squad-size probes. 4. Inflicts personnel casualties and vehicle damage. 5. Disrupts the unit's preparations (prevents or delays beyond the unit's allotted time).

**TASK:** Disrupt Enemy Movement and Operations Using Persistent and Nonpersistent Chemical Weapons (5-OPFOR-0015)

**CONDITION:** The opposing forces (OPFOR) element has located the enemy. Priority intelligence requirements (PIR) and other intelligence requirements have been obtained by OPFOR patrols. The OPFOR units deliver chemical agents, by means of conventional artillery weapons or aircraft, along selected supply routes and key bases in the rear area.

**STANDARD:** The OPFOR element disrupts enemy movement and operations using persistent and nonpersistent chemical weapons. 1. Delivers chemical agents in low and densely wooded areas. 2. Delays the movement of enemy supplies and equipment to the forward areas. 3. Restricts the movement of the enemy units in the rear area. 4. Channels the movement of enemy units into predesignated ambush areas. 5. Contaminates enemy supplies and equipment. 6. Inflicts a high rate of casualties on enemy forces.

**TASK:** Disrupt Movement (5-OPFOR-0014)

**CONDITION:** The enemy is expected to move through the opposing forces (OPFOR) element's area of operations. The OPFOR element has received an operation order (OPORD) or fragmentary order (FRAGO) to disrupt enemy movement. The enemy has the capability to defend with direct fire and antiarmor weapons.

**STANDARD:** The OPFOR element delays enemy movement. 1. Delays the element. 2. Forces the element to deviate from its route. 3. Prevents the element from reaching its destination. 4. Surprises the element's main body.

**TASK:** Counter Passage of Lines (5-OPFOR-0012)

**CONDITION:** Enemy forces are in defensive positions, but they are expected to attempt passage-of-lines operations. The opposing forces (OPFOR) received orders to disrupt enemy passage-of-lines operations.

**STANDARD:** The OPFOR element delays or prevents enemy passage of lines. 1. Delays the passage. 2. Prevents the company from moving all personnel through the stationary unit. 3. Engages the main body of either the moving or the stationary unit.

**TASK:** Disrupt Assembly Area (AA) Activities (5-OPFOR-0013)

**CONDITION:** Intelligence reports indicate that platoon- and company-size enemy units are operating in the opposing forces (OPFOR) area of operations. Enemy units can defend from AAs with direct fire, antiarmor weapons, and indirect fire. The enemy has close air support (CAS) and nuclear, biological, and chemical (NBC) capabilities.

**STANDARD:** The OPFOR element locates and disrupts the enemy's AA activities. 1. Locates the element's AA. 2. Probes the AA with squad- or team-size elements. 3. Inflicts more than 5 percent casualties on the element. 4. Disrupts the element's preparations (prevents or delays beyond the element's allotted time).

**TASK:** Attack (5-OPFOR-0001)

**CONDITION:** The opposing forces (OPFOR) element has located the enemy. The priority intelligence requirements (PIR) and the other intelligence requirements have been obtained by OPFOR patrols. The OPFOR element has automatic and antiarmor weapons and light mortars.

**STANDARD:** The OPFOR element attempts to seize the terrain, the vehicles, or the equipment. 1. Develops an attack plan. 2. Surprises the enemy unit's main body. 3. Initiates the attack using a scheme of maneuver that exploits the enemy's flanks, gaps, and weaknesses. 4. Uses covered and concealed routes to approach the enemy forces' flanks, gaps, or weakly held areas. 5. Employs indirect fire to support the attack. 6. Penetrates enemy defenses. 7. Destroys the equipment and the supplies. 8. Inflicts heavy casualties. 9. Isolates the combat service support (CSS) base by blocking the reinforcements. 10. Forces the enemy units to displace. 11. Avoids being fixed in one position. 12. Withdraws before the CSS base is reinforced with tactical combat forces.

**TASK:** Conduct Air Attacks (5-OPFOR-0002)

**CONDITION:** The opposing forces (OPFOR) element in the rear area has forwarded the positions of the enemy support sites or the locations of moving elements. The OPFOR aircraft have been dispatched to attack enemy installations or convoys.

**STANDARD:** The OPFOR element attempts to delay, disrupt, or damage the enemy targets by air. 1. Locates the target (support sites or convoys). 2. Makes attack runs on the designated targets. 3. Inflicts heavy damage to the selected target. 4. Sustains no loss of aircraft. 5. Delays moving the force for more than one hour.

**TASK:** Conduct Sniper Operations (5-OPFOR-0006)

**CONDITION:** The opposing forces (OPFOR) element has assigned snipers (regular or irregular elements) in the enemy's rear area along the main supply route (MSR) and near support sites.

**STANDARD:** The OPFOR element kills or wounds targets. 1. Sets up a well-concealed location. 2. Engages vehicle drivers or personnel on foot with short bursts of semiautomatic fire. 3. Kills or wounds selected targets. 4. Prevents the position from being discovered by enemy forces. 5. Evacuates the area without being spotted. 6. Reports all specified priority intelligence requirements (PIR) and other intelligence requirements to the OPFOR headquarters (HQ).

**ELEMENT:** Ambulance Team

**TASK:** Provide Ground Ambulance Evacuation Support (08-2-0319.05-T01A)  
 (FM 8-10-6) (AR 200-1) (AR 385-10)  
 (AR 40-66) (FM 8-10-4) (FM 8-10-8)  
 (FM 8-230)

**ITERATION:** 1 2 3 4 5 M (Circle)

**COMMANDER/LEADER ASSESSMENT:** T P U (Circle)

**CONDITIONS:** Ground ambulance support is provided by the ambulance squads pre-positioned with the units or dispatched from the platoon area. Ambulance personnel are briefed on the location and directions to the location of the casualties. Casualties may be contaminated and require initial medical treatment. Authorized medical supplies and equipment are in the ambulance. Ambulance exchange points (AXPs) will be used. Ambulance modules may be deployed forward for reconstitution or reinforcement of supported units. Mass casualty procedures may be required if the number of casualties exceeds the unit's capabilities. This task is performed under all environmental conditions. The unit may be subject to attack by threat forces; nuclear, biological, and chemical (NBC) attack; or radiological fallout. Some iterations of this task should be performed in MOPP4.

**TASK STANDARDS:** Patients are evacuated according to Field Manual (FM) 8-10-6 and the tactical standing operating procedure (TACSOP). The time required to perform this task is increased when conducting it in mission-oriented protection posture (MOPP) 4.

TASK STEPS AND PERFORMANCE MEASURES	GO	NO-GO
<p>1. The ambulance section prepares patients for evacuation.</p> <ul style="list-style-type: none"> <li>a. Triage patients to determine the priority of treatment.</li> <li>b. Evaluated patients.</li> <li>c. Consulted with the battalion aid station (BAS) for medical guidance, as required.</li> <li>d. Provided emergency treatment according to FM 8-230.</li> <li>e. Initiated intravenous (IV) therapy according to FM 8-230, as required.</li> </ul> <p>NOTE: This cannot be done in MOPP4.</p> <ul style="list-style-type: none"> <li>f. Placed patients on litters according to procedures in FM 8-10-6.</li> <li>g. Initiated field medical cards (FMCs) for each patient according to Army Regulation (AR) 40-66 and FM 8-230.</li> <li>h. Used safety procedures according to AR 385-10 and the TACSOP.</li> <li>i. Used environmental protection procedures according to AR 200-1 and the TACSOP.</li> </ul> <p>2. The ambulance section evacuates patients.</p> <ul style="list-style-type: none"> <li>a. Coordinated patient's departure with the supported unit headquarters (HQ).</li> <li>b. Prepared the ambulance to receive patients according to FM 8-10-6.</li> <li>c. Loaded the ambulance by loading litter patients and assisting ambulatory patients according to FM 8-10-6.</li> <li>d. Provided en route medical care.</li> <li>e. Updated FMCs according to AR 40-66 and FM 8-230.</li> <li>f. Unloaded ambulances by unloading ambulatory patients first, then litter patients according to FM 8-10-6.</li> <li>g. Performed direct-exchange of litters and medical equipment, as required.</li> <li>h. Performed patient exchange with air- or ground-evacuation vehicles, as required.</li> <li>i. Used safety procedures according to AR 385-10 and the TACSOP.</li> </ul>		

TASK STEPS AND PERFORMANCE MEASURES	GO	NO-GO
<p>j. Used environmental protection procedures according to AR 200-1 and the TACSOP.</p> <p>3. The ambulance section evacuates NBC contaminated patients.</p> <ol style="list-style-type: none"> <li>a. Prepared ambulances to evacuate patients according to FM 8-10-6.</li> <li>b. Loaded ambulances according to FM 8-10-6.</li> <li>c. Verified evacuation routes.</li> <li>d. Used the appropriate MOPP level.</li> <li>e. Marked contaminated patients according to the TACSOP.</li> <li>f. Provided en route medical care.</li> <li>g. Notified platoon HQ that contaminated patients were en route to their location.</li> <li>h. Unloaded patients at the designated decontamination or treatment area according to FM 8-10-6.</li> <li>i. Decontaminated vehicles and equipment.</li> <li>j. Performed self-decontamination.</li> <li>k. Used safety procedures according to AR 385-10 and the TACSOP.</li> <li>l. Used environmental protection procedures according to AR 200-1 and the TACSOP.</li> </ol> <p>4. The ambulance section prepares for continuation of evacuation support.</p> <ol style="list-style-type: none"> <li>a. Replenished the medical equipment set (MES).</li> <li>b. Performed preventive-maintenance checks and services (PMCS) on vehicles and equipment using applicable technical manuals (TMs).</li> <li>c. Provided a situation report (SITREP) to the platoon leader or the noncommissioned officer (NCO).</li> <li>d. Cleared with the platoon leader or the NCO prior to departure.</li> <li>e. Transported Class VIII resupply to combat medics.</li> </ol> <p>5. The ambulance section evacuates enemy prisoner of war (EPW) patients.</p> <ol style="list-style-type: none"> <li>a. Provided en route medical care, if required.</li> <li>b. Evacuated EPW patients according to the provisions of the Geneva Convention.</li> <li>c. Reported potential intelligence information according to the TACSOP and FM 8-10-8.</li> </ol> <p>6. The field medical assistant or the platoon sergeant (PSG) coordinates with the supporting medical company to have ambulances pre-positioned at the BAS.</p> <ol style="list-style-type: none"> <li>a. Briefed the mission to all drivers.</li> <li>b. Issued strip maps and overlays to drivers.</li> <li>c. Coordinated AXP positions with the supporting medical company.</li> </ol> <p>7. The ambulance modules operate with maneuver elements of supported units.</p> <ol style="list-style-type: none"> <li>a. Positioned ambulances with supported unit.</li> <li>b. Performed PMCS using applicable TMs.</li> <li>c. Maintained communications with the medical platoon's HQ and the supported maneuver unit's HQ.</li> <li>d. Reported any enemy action to the maneuver unit HQ.</li> <li>e. Prepared ambulances to receive patients.</li> <li>f. Loaded ambulances according to FM 8-10-6.</li> <li>g. Unloaded ambulances according to FM 8-10-6.</li> <li>h. Performed direct-exchange litters and medical equipment, as required.</li> <li>i. Coordinated departure with the unit's HQ.</li> <li>j. Provided en route medical care.</li> <li>k. Initiated FMCs for each patient according to AR 40-66 and FM 8-230.</li> <li>l. Updated FMCs for each patient according to AR 40-66 and FM 8-230.</li> </ol>		

TASK STEPS AND PERFORMANCE MEASURES	GO	NO-GO
<p>m. Transported patients to the BAS.  n. Prepared for the next mission.  o. Transported Class VIII resupply.  p. Used safety procedures according to AR 385-10 and the TACSOP.  q. Employed environmental protection procedures according to AR 200-1 and the TACSOP.</p> <p>8. The ambulance section transfers patients from the ambulance to the medical evacuation (MEDEVAC) helicopter.  a. Established a helicopter landing point.  b. Maintained communication with the MEDEVAC helicopter.  c. Guided the aircraft to the landing zone (LZ) according to Appendix F, FM 8-10-4.  d. Loaded patients onto the helicopter per the pilot and crew members' instructions and FM 8-10-6.  e. Used safety measures when loading patients according to FM 8-10-4.</p> <p>9. The unit conducts mass casualty operations.  a. Coordinated with the supporting medical company for evacuation support.  b. Requested evacuation support according to FM 8-10-6 and the TACSOP.  c. Dispatched ambulances to the casualty site.  d. Established the sorting point by evacuation priority group, as determined by the situation at the site, by the TACSOP, or by the team leader.  e. Established a pickup zone (PZ) according to FM 8-10-6.  f. Provided life-sustaining treatment according to FM 8-230.  g. Initiated FMCs according to AR 40-66 and FM 8-230.  h. Updated FMCs according to AR 40-66 and FM 8-230.  i. Evacuated casualties using available vehicles according to the TACSOP.  j. Used safety procedures according to AR 385-10 and the TACSOP.  k. Used environmental protection procedures according to AR 200-1 and the TACSOP.</p>		

TASK PERFORMANCE / EVALUATION SUMMARY BLOCK							
ITERATION	1	2	3	4	5	M	TOTAL
TOTAL TASK STEPS EVALUATED							
TOTAL TASK STEPS "GO"							
TRAINING STATUS "GO"/"NO-GO"							

"\*" indicates a leader task step.

**SUPPORTING INDIVIDUAL TASKS: NONE**

**SUPPORTING COLLECTIVE TASKS: NONE**

**OPFOR TASKS AND STANDARDS**

**TASK:** Surrender to the Capturing Unit on the Battlefield (5-OPFOR-0024)

**CONDITION:** The enemy has captured opposing forces (OPFOR) element's soldiers, documents, and equipment sensitive to the OPFOR tactical operations.

**STANDARD:** The OPFOR soldiers retain or destroy documents and equipment. The OPFOR element surrenders the documents and the equipment of no tactical use to the enemy and attempts to conceal or destroy items of tactical value. The OPFOR element attempts escape and evasion. 1. Prevents the successful capture of the documents and the equipment. 2. Destroys the documents and the equipment. 3. Removes identifying markings from the equipment. 4. Removes unit-identifying insignia. 5. Provides misleading information. 6. Plans an escape. 7. Delays movement to the nearest collection point. 8. Prevents safeguarding of the enemy prisoners of war (EPWs) in order to cause embarrassment to the United States (US).

**TASK:** Disrupt a Route Reconnaissance (5-OPFOR-0021)

**CONDITION:** The enemy is conducting a route reconnaissance. The opposing forces (OPFOR) element is positioned along the enemy's route.

**STANDARD:** The OPFOR element attempts to disrupt a squad/section conducting a route reconnaissance. 1. Prevents the unit from meeting its specified time schedule. 2. Forces the unit to deviate from its specified route. 3. Prevents the unit from reaching its assigned destination. 4. Surprises the squad/section. 5. Inflicts casualties on the unit.

**TASK:** Conduct an Aerial Reconnaissance (5-OPFOR-0010)

**CONDITION:** The opposing forces (OPFOR) headquarters (HQ) element requires intelligence on the locations and identification of the enemy elements. Aircraft is dispatched to take photographs and make a visual inspection of the enemy rear area.

**STANDARD:** The OPFOR element gathers photograph intelligence of the enemy. 1. Photographs the assigned sectors. 2. Makes quick visual checks where the ceiling is low. 3. Locates enemy positions in the area, particularly support and storage bases, and command and control (C2) facilities. 4. Sustains no loss of aircraft. 5. Reports priority intelligence requirements (PIR) and other information requirements to the OPFOR HQ.

**TASK:** Conduct a Raid (5-OPFOR-0004)

**CONDITION:** The opposing forces (OPFOR) element has occupied an objective rally point and has orders to conduct a raid on a combat service support (CSS) base.

**STANDARD:** The OPFOR element infiltrates the enemy's base and destroys all of the targets. 1. Surprises the enemy forces. 2. Assaults the support base and accomplishes the assigned tasks. 3. Destroys the specified equipment and supplies. 4. Avoids being decisively engaged. 5. Withdraws all personnel from the objective areas within the time prescribed. 6. Obtains all priority intelligence requirements (PIR) from the raid site. 7. Sustains only light casualties from enemy fire.

**TASK:** Defeat Obstacles (5-OPFOR-0009)

**CONDITION:** The opposing forces (OPFOR) element encounters an obstacle that blocks the avenue of approach as it advances upon the enemy forces.

**STANDARD:** The OPFOR element bypasses or breaches the enemy obstacle. 1. Detects the obstacle before halting its main body. 2. Defeats the obstacle. a. Bypasses the obstacle without entering the engagement areas. b. Breaches the obstacle within 45 minutes and passes its entire force through the obstacle. 3. Does not incur degradation to the point that the mission must be discontinued.

**TASK:** Conduct an Attack (5-OPFOR-0008)



**CONDITION:** The enemy is conducting tactical operations. The opposing forces (OPFOR) element receives orders to attack the enemy, the area of occupation, or the main supply route (MSR) with smoke.

**STANDARD:** The OPFOR element disrupts the enemy's movement and smoke operations. 1. Determines the delivery method of the smoke attack. 2. Locates the target. 3. Delivers the smoke attack downwind. 4. Attacks the enemy with smoke, and surge attacks when the enemy responds to the smoke.

**TASK:** Disrupt Construction of Vehicle Fighting Positions (5-OPFOR-0020)

**CONDITION:** The opposing forces (OPFOR) element has located the enemy. The priority intelligence requirements (PIR) and other intelligence obtained by OPFOR patrols indicate the enemy is constructing vehicle fighting positions within its defensive area. The OPFOR element has automatic and antiarmor weapons and light mortars.

**STANDARD:** The OPFOR element attempts to disrupt the enemy's efforts to establish vehicle fighting positions. 1. Locates the defensive area. 2. Surprises the main body. 3. Penetrates the defensive area with squad-size probes. 4. Inflicts casualties on the unit. 5. Destroys vehicles. 6. Disrupts the unit's preparations (prevents or delays beyond the unit's allotted time).

**TASK:** Disrupt an Engineer Reconnaissance (5-OPFOR-0022)

**CONDITION:** The enemy is conducting an engineer reconnaissance. The opposing forces (OPFOR) element is positioned along the enemy's route.

**STANDARD:** The OPFOR element disrupts an engineer reconnaissance. 1. Prevents the unit from meeting its specified time schedule. 2. Forces the unit to deviate from its specified route. 3. Prevents the unit from accomplishing its assigned engineer reconnaissance. 4. Surprises the unit conducting the reconnaissance.

**TASK:** Conduct Terrorist and Saboteur Attacks (5-OPFOR-0005)

**CONDITION:** The opposing forces (OPFOR) element dispatches small teams into the enemy's rear area to disrupt combat service support (CSS) operations.

**STANDARD:** The enemy sustains disrupted command and control (C2), destroyed equipment and supplies, and light casualties. 1. Locates rear support bases and C2 facilities. 2. Delays and disrupts CSS operations through probes. 3. Infiltrates CSS bases to conduct sabotage and terrorist activities. 4. Inflicts light casualties. 5. Destroys supplies and equipment.

**TASK:** Defend a Minefield (5-OPFOR-0023)

**CONDITION:** The enemy is conducting a minefield sweeping operation. The opposing forces (OPFOR) element has a minefield placed in the enemy's path. The minefield is under constant observation and fire.

**STANDARD:** The OPFOR element defends a minefield against an enemy element conducting a minefield sweeping operation. 1. Prevents the unit from detecting the obstacle. 2. Disrupts the minefield sweeping operation. 3. Prevents the unit from conducting the minefield sweeping operation, prevents the unit from moving all personnel through the breach, or delays the completion of the minefield sweeping operation for more than 45 minutes.

**TASK:** Maintain Contact (5-OPFOR-0003)

**CONDITION:** The opposing forces (OPFOR) element is engaged with enemy base-defense forces. The enemy forces are withdrawing under pressure.

**STANDARD:** The OPFOR element maintains enemy contact while the enemy withdraws. 1. Engages the enemy forces decisively. 2. Advances the OPFOR as the enemy forces withdraw. 3. Inflicts heavy casualties. 4. Captures the members of the enemy force. 5. Captures documents and equipment. 6. Safeguards the captured documents, the equipment, and the personnel.

**TASK:** Conduct an Ambush (5-OPFOR-0007)

**CONDITION:** The enemy is moving in a convoy. The opposing forces (OPFOR) element is positioned along the enemy's route.

**STANDARD:** The OPFOR element inflicts casualties on the enemy and causes vehicle and equipment damage. 1. Prepares an ambush site before the element arrives. 2. Surprises march element forces. 3. Inflicts heavy casualties within the designated kill zone. 4. Inflicts heavy damage to the vehicles and the equipment within the designated kill zone. 5. Delays the march element from reaching a specified destination for a specified period of time. 6. Withdraws on order. 7. Sustains no casualties. 8. Reports actions to superiors.

**TASK:** Disrupt a Net Control Station (NCS) (5-OPFOR-0019)

**CONDITION:** The enemy has established a NCS. The opposing forces (OPFOR) element has radio and jamming equipment.

**STANDARD:** The OPFOR element attempts to disrupt an NCS. 1. Attempts to locate the radio frequency that the unit is operating on. 2. Attempts to enter the radio net. 3. Attempts to issue "bogus" orders to a unit on the net. 4. Jams the radio frequency and forces the unit to go to an alternate frequency.

**TASK:** Disrupt Defensive Preparations (5-OPFOR-0018)

**CONDITION:** The opposing forces (OPFOR) element has located the enemy. Priority intelligence requirements (PIR) and other intelligence requirements obtained by OPFOR patrols indicate that the enemy elements are establishing defensive positions. The OPFOR element has automatic and antiarmor weapons and light mortars.

**STANDARD:** The OPFOR element disrupts and delays the enemy's defensive preparations. 1. Locates and penetrates the enemy's security system. 2. Forces the enemy to delay defensive preparations. 3. Disrupts the enemy's obstacle preparations.

**TASK:** Disrupt Enemy Movement and Operations Using Tactical Nuclear Weapons (5-OPFOR-0016)

**CONDITION:** The opposing forces (OPFOR) element has located the enemy. Priority intelligence requirements (PIR) and other intelligence requirements have been obtained by OPFOR patrols. Tactical nuclear weapons are employed against key locations in the rear area.

**STANDARD:** The OPFOR element disrupts enemy movement and operations. 1. Disrupts or delays the movement of the enemy's equipment and supplies to the forward areas. 2. Destroys enemy equipment and supplies. 3. Inflicts a high rate of nuclear casualties among the enemy forces. 4. Denies the enemy the use of specified areas. 5. Contaminates the enemy's equipment and supplies.

**TASK:** Disrupt Quartering Party Operations (5-OPFOR-0017)

**CONDITION:** The enemy is conducting quartering party operations. It has established an assembly area (AA) but has not moved in the main body.

**STANDARD:** The opposing forces (OPFOR) element attempts to disrupt quartering party operations and infiltrate the enemy's AA. 1. Locates the quartering party and the AA. 2. Surprises the main body. 3. Penetrates the AA with squad-size probes. 4. Inflicts personnel casualties and vehicle damage. 5. Disrupts the unit's preparations (prevents or delays beyond the unit's allotted time).

**TASK:** Disrupt Enemy Movement and Operations Using Persistent and Nonpersistent Chemical Weapons (5-OPFOR-0015)

**CONDITION:** The opposing forces (OPFOR) element has located the enemy. Priority intelligence requirements (PIR) and other intelligence requirements have been obtained by OPFOR patrols. The OPFOR units deliver chemical agents, by means of conventional artillery weapons or aircraft, along selected supply routes and key bases in the rear area.

**STANDARD:** The OPFOR element disrupts enemy movement and operations using persistent and nonpersistent chemical weapons. 1. Delivers chemical agents in low and densely wooded areas. 2. Delays the movement of enemy supplies and equipment to the forward areas. 3. Restricts the movement of the enemy units in the rear area. 4. Channels the movement of enemy units into predesignated ambush areas. 5. Contaminates enemy supplies and equipment. 6. Inflicts a high rate of casualties on enemy forces.

**TASK:** Disrupt Movement (5-OPFOR-0014)

**CONDITION:** The enemy is expected to move through the opposing forces (OPFOR) element's area of operations. The OPFOR element has received an operation order (OPORD) or fragmentary order (FRAGO) to disrupt enemy movement. The enemy has the capability to defend with direct fire and antiarmor weapons.

**STANDARD:** The OPFOR element delays enemy movement. 1. Delays the element. 2. Forces the element to deviate from its route. 3. Prevents the element from reaching its destination. 4. Surprises the element's main body.

**TASK:** Counter Passage of Lines (5-OPFOR-0012)

**CONDITION:** Enemy forces are in defensive positions, but they are expected to attempt passage-of-lines operations. The opposing forces (OPFOR) received orders to disrupt enemy passage-of-lines operations.

**STANDARD:** The OPFOR element delays or prevents enemy passage of lines. 1. Delays the passage. 2. Prevents the company from moving all personnel through the stationary unit. 3. Engages the main body of either the moving or the stationary unit.

**TASK:** Disrupt Assembly Area (AA) Activities (5-OPFOR-0013)

**CONDITION:** Intelligence reports indicate that platoon- and company-size enemy units are operating in the opposing forces (OPFOR) area of operations. Enemy units can defend from AAs with direct fire, antiarmor weapons, and indirect fire. The enemy has close air support (CAS) and nuclear, biological, and chemical (NBC) capabilities.

**STANDARD:** The OPFOR element locates and disrupts the enemy's AA activities. 1. Locates the element's AA. 2. Probes the AA with squad- or team-size elements. 3. Inflicts more than 5 percent casualties on the element. 4. Disrupts the element's preparations (prevents or delays beyond the element's allotted time).

**TASK:** Attack (5-OPFOR-0001)

**CONDITION:** The opposing forces (OPFOR) element has located the enemy. The priority intelligence requirements (PIR) and the other intelligence requirements have been obtained by OPFOR patrols. The OPFOR element has automatic and antiarmor weapons and light mortars.

**STANDARD:** The OPFOR element attempts to seize the terrain, the vehicles, or the equipment. 1. Develops an attack plan. 2. Surprises the enemy unit's main body. 3. Initiates the attack using a scheme of maneuver that exploits the enemy's flanks, gaps, and weaknesses. 4. Uses covered and concealed routes to approach the enemy forces' flanks, gaps, or weakly held areas. 5. Employs indirect fire to support the attack. 6. Penetrates enemy defenses. 7. Destroys the equipment and the supplies. 8. Inflicts heavy casualties. 9. Isolates the combat service support (CSS) base by blocking the reinforcements. 10. Forces the enemy units to displace. 11. Avoids being fixed in one position. 12. Withdraws before the CSS base is reinforced with tactical combat forces.

**TASK:** Conduct Air Attacks (5-OPFOR-0002)

**CONDITION:** The opposing forces (OPFOR) element in the rear area has forwarded the positions of the enemy support sites or the locations of moving elements. The OPFOR aircraft have been dispatched to attack enemy installations or convoys.

**STANDARD:** The OPFOR element attempts to delay, disrupt, or damage the enemy targets by air. 1. Locates the target (support sites or convoys). 2. Makes attack runs on the designated targets. 3. Inflicts heavy damage to the selected target. 4. Sustains no loss of aircraft. 5. Delays moving the force for more than one hour.

**TASK:** Conduct Sniper Operations (5-OPFOR-0006)

**CONDITION:** The opposing forces (OPFOR) element has assigned snipers (regular or irregular elements) in the enemy's rear area along the main supply route (MSR) and near support sites.

**STANDARD:** The OPFOR element kills or wounds targets. 1. Sets up a well-concealed location. 2. Engages vehicle drivers or personnel on foot with short bursts of semiautomatic fire. 3. Kills or wounds selected targets. 4. Prevents the position from being discovered by enemy forces. 5. Evacuates the area without being spotted. 6. Reports all specified priority intelligence requirements (PIR) and other intelligence requirements to the OPFOR headquarters (HQ).

**ELEMENTS:** Treatment Team  
 Combat Medical Section

**TASK:** Provide Battalion Aid Station (BAS) Support (08-2-8100.05-T01A)  
 (FM 8-10) (AR 200-1) (AR 385-10)  
 (AR 40-400) (AR 40-66) (AR 600-8-1)  
 (FM 8-10-1) (FM 8-10-4) (FM 8-10-6)

**ITERATION:** 1 2 3 4 5 (Circle)  
**COMMANDER/LEADER ASSESSMENT:** T P U (Circle)

**CONDITIONS:** Supported unit personnel are reporting sick, injured, or requiring a physical. The BAS is established and operational. Physicals are coordinated with the BAS by the supported units, as required. The higher headquarters (HQ) tactical standing operating procedure (TACSOP) is available. The treatment team is staffed and has its full complement of table(s) of organization and equipment (TOE) and common table of allowances (CTA) supplies and equipment. This task is performed under all environmental conditions. This task should not be trained in MOPP4.

**TASK STANDARDS:** BAS support operations are performed according to the medical treatment officer's guidance, Field Manual (FM) 8-10, FM 8-10-4, FM 8-10-6, and the TACSOP.

TASK STEPS AND PERFORMANCE MEASURES	GO	NO-GO
<p>* 1. The medical treatment officer and the senior health care sergeant supervise BAS support operations.</p> <ul style="list-style-type: none"> <li>a. Monitored patient treatment to determine the quality of care.</li> <li>b. Provided medical guidance and assistance to team members, as required.</li> <li>c. Monitored patient evacuation from the BAS to determine the adequacy and the effectiveness of the evacuation support.</li> <li>d. Monitored the control of weapons and ammunition for compliance with the TACSOP.</li> <li>e. Monitored medical records' maintenance and/or disposition for compliance with Army Regulation 40-400, FM 8-10-6, and the TACSOP.</li> <li>f. Inspected operational and storage areas for compliance with the TACSOP.</li> <li>g. Monitored security of the controlled substances (note Q and R items) to include inventories and audit trails for compliance with the TACSOP.</li> <li>h. Monitored Class VIII storage and stockage levels for compliance with FM 8-10-4 and the TACSOP.</li> <li>i. Monitored the requisitioning of supplies and equipment for compliance with the TOE, CTA, and stockage-level allowances.</li> <li>j. Directed operator maintenance of all organic equipment.</li> <li>k. Monitored the patient admissions and dispositions (A&amp;D) logbook to ensure its accuracy.</li> <li>l. Monitored the daily reporting of personnel and equipment status for accuracy.</li> <li>m. Directed combat-proficiency training of BAS personnel.</li> <li>n. Advised the commander on aviation personnel's health status, as required.</li> <li>o. Forwarded medical information of operational or potential intelligence value to unit and higher headquarters (HQ) operations elements, as required.</li> <li>p. Maintained the registry of all controlled substances.</li> <li>q. Advised the commander on the command's health status.</li> <li>r. Enforced environmental protection procedures according to Army Regulation (AR) 200-1 and the TACSOP.</li> <li>s. Enforced safety procedures according to AR 385-10 and the TACSOP.</li> </ul>		

TASK STEPS AND PERFORMANCE MEASURES	GO	NO-GO
<p>2. Battalion aid station personnel perform administrative operations.</p> <ul style="list-style-type: none"> <li>a. Recorded patient data in the patient A&amp;D logbook for all patients according to higher HQ instructions and the TACSOP.</li> </ul> <p>NOTE: Data should include at a minimum the following entries: patient name, grade/rank, social security number (SSN), unit, date/time seen, diagnosis, and disposition.</p> <ul style="list-style-type: none"> <li>b. Maintained security of controlled substances, to include inventories and audit trails.</li> <li>c. Forwarded patient status reports to the higher HQ personnel element according to the TACSOP.</li> <li>d. Forwarded daily equipment and personnel status reports to unit HQ.</li> </ul> <p>3. Battalion aid station personnel conduct BAS support operations.</p> <ul style="list-style-type: none"> <li>a. Regulated patient flow through operational areas.</li> <li>b. Performed quality assurance inspections of pharmaceuticals.</li> <li>d. Maintained security of controlled substances, to include inventories and audit trails.</li> <li>e. Performed preventive-maintenance checks and services (PMCS) on vehicles and equipment.</li> <li>f. Monitored the assigned radio net according to the TACSOP to meet operational requirements.</li> <li>g. Coordinated with the higher HQ logistics element for securing of patient weapons, ammunition, and personal items, as required.</li> <li>h. Coordinated with the higher HQ personnel or operations element for additional assets to meet operational requirements, as necessary.</li> <li>i. Coordinated with the supporting medical element for routine combat health services (CHS) beyond the capability of the BAS.</li> <li>j. Coordinated with the higher HQ logistics element for anticipated logistics support.</li> <li>k. Coordinated emergency resupply of Class VIII with the higher HQ logistics element and the supporting medical element.</li> </ul> <p>4. Battalion aid station personnel perform emergency medical treatment.</p> <ul style="list-style-type: none"> <li>a. Triage patients to determine the priority of treatment, if required due to mass casualties.</li> <li>b. Identified the extent of injuries.</li> <li>c. Maintained airways.</li> <li>d. Maintained cardiopulmonary functions.</li> <li>e. Controlled hemorrhaging.</li> <li>f. Immobilized fractures or suspected fractures.</li> <li>g. Provided relief from severe pain according to the medical treatment officer's orders.</li> <li>h. Treated burns.</li> <li>i. Treated environmental injuries.</li> <li>j. Treated directed-energy device wounds.</li> <li>k. Treated shock.</li> <li>l. Initiated immediate measures for battle-fatigue (BF) cases.</li> <li>m. Initiated field medical cards (FMCs) according to AR 40-66 and FM 8-10-6, if required.</li> <li>n. Updated FMCs according to AR 40-66 and FM 8-10-6, as required.</li> <li>o. Treated civilians, refugees, and enemy prisoners of war (EPWs) according to the TACSOP and provisions of the Geneva Convention.</li> <li>p. Evacuated patients according to FM 8-10-6 and the TACSOP, if required.</li> <li>q. Employed safety procedures according to AR 385-10 and the TACSOP.</li> </ul>		

TASK STEPS AND PERFORMANCE MEASURES	GO	NO-GO
<ul style="list-style-type: none"> <li>r. Employed environmental protection procedures according to AR 200-1 and the TACSOP.</li> </ul> <p>5. Battalion aid station personnel conduct sick call.</p> <ul style="list-style-type: none"> <li>a. Recorded patient data on the patient A&amp;D logbook.</li> <li>b. Screened patients to prioritize treatment.</li> <li>c. Treated patients according to the medical treatment officer's orders and the TACSOP.</li> <li>d. Employed isolation techniques when contagious patients were identified.</li> <li>e. Collected requested lab specimens according to the medical treatment officer's request.</li> <li>f. Issued patient medications and supplies for outpatient care, as required.</li> <li>g. Provided patients instructions on their outpatient care, as required.</li> <li>h. Completed patients' records according to AR 40-400, FM 8-10-6, and the TACSOP.</li> <li>i. Transferred or refer patients to the supporting medical element for CHS beyond the capabilities of the BAS.</li> <li>j. Forwarded lab specimens to the area's support laboratory or with patients transferred to the supporting medical element, as required.</li> <li>k. Employed safety procedures according to AR 385-10 and the TACSOP.</li> <li>l. Employed environmental protection procedures according to AR 200-1 and the TACSOP.</li> </ul> <p>6. The medical treatment officer and BAS personnel perform aviation medicine.</p> <ul style="list-style-type: none"> <li>a. Conducted Class I, IA, II, and III flight physicals, as required.</li> <li>b. Initiated medical records and reports, as required.</li> <li>c. Recommended medical clearance or disqualification-for-flight-duty performance.</li> <li>d. Recommended waivers for medical disqualification-for-flight-duty performance.</li> <li>e. Submitted medical records and reports to the commander for United States Army Aeromedical Center (USAAC) approval, as required.</li> <li>f. Conducted post-accident investigation team activities, as required.</li> </ul>		

TASK PERFORMANCE / EVALUATION SUMMARY BLOCK							
ITERATION	1	2	3	4	5		TOTAL
TOTAL TASK STEPS EVALUATED							
TOTAL TASK STEPS "GO"							
TRAINING STATUS "GO"/"NO-GO"							

"\*" indicates a leader task step.

**SUPPORTING INDIVIDUAL TASKS**

Task Number	Task Title	References
113-571-1022	Perform Voice Communications	STP 21-1-SMCT

**SUPPORTING COLLECTIVE TASKS: NONE**

**OPFOR TASKS AND STANDARDS**

**TASK:** Disrupt a Route Reconnaissance (5-OPFOR-0021)

**CONDITION:** The enemy is conducting a route reconnaissance. The opposing forces (OPFOR) element is positioned along the enemy's route.

**STANDARD:** The OPFOR element attempts to disrupt a squad/section conducting a route reconnaissance. 1. Prevents the unit from meeting its specified time schedule. 2. Forces the unit to deviate from its specified route. 3. Prevents the unit from reaching its assigned destination. 4. Surprises the squad/section. 5. Inflicts casualties on the unit.

**TASK:** Conduct an Aerial Reconnaissance (5-OPFOR-0010)

**CONDITION:** The opposing forces (OPFOR) headquarters (HQ) element requires intelligence on the locations and identification of the enemy elements. Aircraft is dispatched to take photographs and make a visual inspection of the enemy rear area.

**STANDARD:** The OPFOR element gathers photograph intelligence of the enemy. 1. Photographs the assigned sectors. 2. Makes quick visual checks where the ceiling is low. 3. Locates enemy positions in the area, particularly support and storage bases, and command and control (C2) facilities. 4. Sustains no loss of aircraft. 5. Reports priority intelligence requirements (PIR) and other information requirements to the OPFOR HQ.

**TASK:** Conduct a Raid (5-OPFOR-0004)

**CONDITION:** The opposing forces (OPFOR) element has occupied an objective rally point and has orders to conduct a raid on a combat service support (CSS) base.

**STANDARD:** The OPFOR element infiltrates the enemy's base and destroys all of the targets. 1. Surprises the enemy forces. 2. Assaults the support base and accomplishes the assigned tasks. 3. Destroys the specified equipment and supplies. 4. Avoids being decisively engaged. 5. Withdraws all personnel from the objective areas within the time prescribed. 6. Obtains all priority intelligence requirements (PIR) from the raid site. 7. Sustains only light casualties from enemy fire.

**TASK:** Defeat Obstacles (5-OPFOR-0009)

**CONDITION:** The opposing forces (OPFOR) element encounters an obstacle that blocks the avenue of approach as it advances upon the enemy forces.

**STANDARD:** The OPFOR element bypasses or breaches the enemy obstacle. 1. Detects the obstacle before halting its main body. 2. Defeats the obstacle. a. Bypasses the obstacle without entering the engagement areas. b. Breaches the obstacle within 45 minutes and passes its entire force through the obstacle. 3. Does not incur degradation to the point that the mission must be discontinued.

**TASK:** Conduct an Attack (5-OPFOR-0008)

**CONDITION:** The enemy is conducting tactical operations. The opposing forces (OPFOR) element receives orders to attack the enemy, the area of occupation, or the main supply route (MSR) with smoke.

**STANDARD:** The OPFOR element disrupts the enemy's movement and smoke operations. 1. Determines the delivery method of the smoke attack. 2. Locates the target. 3. Delivers the smoke attack downwind. 4. Attacks the enemy with smoke, and surge attacks when the enemy responds to the smoke.

**TASK:** Disrupt Construction of Vehicle Fighting Positions (5-OPFOR-0020)



**CONDITION:** The opposing forces (OPFOR) element has located the enemy. The priority intelligence requirements (PIR) and other intelligence obtained by OPFOR patrols indicate the enemy is constructing vehicle fighting positions within its defensive area. The OPFOR element has automatic and antiarmor weapons and light mortars.

**STANDARD:** The OPFOR element attempts to disrupt the enemy's efforts to establish vehicle fighting positions. 1. Locates the defensive area. 2. Surprises the main body. 3. Penetrates the defensive area with squad-size probes. 4. Inflicts casualties on the unit. 5. Destroys vehicles. 6. Disrupts the unit's preparations (prevents or delays beyond the unit's allotted time).

**TASK:** Disrupt an Engineer Reconnaissance (5-OPFOR-0022)

**CONDITION:** The enemy is conducting an engineer reconnaissance. The opposing forces (OPFOR) element is positioned along the enemy's route.

**STANDARD:** The OPFOR element disrupts an engineer reconnaissance. 1. Prevents the unit from meeting its specified time schedule. 2. Forces the unit to deviate from its specified route. 3. Prevents the unit from accomplishing its assigned engineer reconnaissance. 4. Surprises the unit conducting the reconnaissance.

**TASK:** Conduct Terrorist and Saboteur Attacks (5-OPFOR-0005)

**CONDITION:** The opposing forces (OPFOR) element dispatches small teams into the enemy's rear area to disrupt combat service support (CSS) operations.

**STANDARD:** The enemy sustains disrupted command and control (C2), destroyed equipment and supplies, and light casualties. 1. Locates rear support bases and C2 facilities. 2. Delays and disrupts CSS operations through probes. 3. Infiltrates CSS bases to conduct sabotage and terrorist activities. 4. Inflicts light casualties. 5. Destroys supplies and equipment.

**TASK:** Defend a Minefield (5-OPFOR-0023)

**CONDITION:** The enemy is conducting a minefield sweeping operation. The opposing forces (OPFOR) element has a minefield placed in the enemy's path. The minefield is under constant observation and fire.

**STANDARD:** The OPFOR element defends a minefield against an enemy element conducting a minefield sweeping operation. 1. Prevents the unit from detecting the obstacle. 2. Disrupts the minefield sweeping operation. 3. Prevents the unit from conducting the minefield sweeping operation, prevents the unit from moving all personnel through the breach, or delays the completion of the minefield sweeping operation for more than 45 minutes.

**TASK:** Conduct an Ambush (5-OPFOR-0007)

**CONDITION:** The enemy is moving in a convoy. The opposing forces (OPFOR) element is positioned along the enemy's route.

**STANDARD:** The OPFOR element inflicts casualties on the enemy and causes vehicle and equipment damage. 1. Prepares an ambush site before the element arrives. 2. Surprises march element forces. 3. Inflicts heavy casualties within the designated kill zone. 4. Inflicts heavy damage to the vehicles and the equipment within the designated kill zone. 5. Delays the march element from reaching a specified destination for a specified period of time. 6. Withdraws on order. 7. Sustains no casualties. 8. Reports actions to superiors.

**TASK:** Maintain Contact (5-OPFOR-0003)

**CONDITION:** The opposing forces (OPFOR) element is engaged with enemy base-defense forces. The enemy forces are withdrawing under pressure.

**STANDARD:** The OPFOR element maintains enemy contact while the enemy withdraws. 1. Engages the enemy forces decisively. 2. Advances the OPFOR as the enemy forces withdraw. 3. Inflicts heavy casualties. 4. Captures the members of the enemy force. 5. Captures documents and equipment. 6. Safeguards the captured documents, the equipment, and the personnel.

**TASK:** Disrupt a Net Control Station (NCS) (5-OPFOR-0019)

**CONDITION:** The enemy has established a NCS. The opposing forces (OPFOR) element has radio and jamming equipment.

**STANDARD:** The OPFOR element attempts to disrupt an NCS. 1. Attempts to locate the radio frequency that the unit is operating on. 2. Attempts to enter the radio net. 3. Attempts to issue "bogus" orders to a unit on the net. 4. Jams the radio frequency and forces the unit to go to an alternate frequency.

**TASK:** Disrupt Defensive Preparations (5-OPFOR-0018)

**CONDITION:** The opposing forces (OPFOR) element has located the enemy. Priority intelligence requirements (PIR) and other intelligence requirements obtained by OPFOR patrols indicate that the enemy elements are establishing defensive positions. The OPFOR element has automatic and antiarmor weapons and light mortars.

**STANDARD:** The OPFOR element disrupts and delays the enemy's defensive preparations. 1. Locates and penetrates the enemy's security system. 2. Forces the enemy to delay defensive preparations. 3. Disrupts the enemy's obstacle preparations.

**TASK:** Disrupt Enemy Movement and Operations Using Tactical Nuclear Weapons (5-OPFOR-0016)

**CONDITION:** The opposing forces (OPFOR) element has located the enemy. Priority intelligence requirements (PIR) and other intelligence requirements have been obtained by OPFOR patrols. Tactical nuclear weapons are employed against key locations in the rear area.

**STANDARD:** The OPFOR element disrupts enemy movement and operations. 1. Disrupts or delays the movement of the enemy's equipment and supplies to the forward areas. 2. Destroys enemy equipment and supplies. 3. Inflicts a high rate of nuclear casualties among the enemy forces. 4. Denies the enemy the use of specified areas. 5. Contaminates the enemy's equipment and supplies.

**TASK:** Disrupt Quartering Party Operations (5-OPFOR-0017)

**CONDITION:** The enemy is conducting quartering party operations. It has established an assembly area (AA) but has not moved in the main body.

**STANDARD:** The opposing forces (OPFOR) element attempts to disrupt quartering party operations and infiltrate the enemy's AA. 1. Locates the quartering party and the AA. 2. Surprises the main body. 3. Penetrates the AA with squad-size probes. 4. Inflicts personnel casualties and vehicle damage. 5. Disrupts the unit's preparations (prevents or delays beyond the unit's allotted time).

**TASK:** Disrupt Enemy Movement and Operations Using Persistent and Nonpersistent Chemical Weapons (5-OPFOR-0015)

**CONDITION:** The opposing forces (OPFOR) element has located the enemy. Priority intelligence requirements (PIR) and other intelligence requirements have been obtained by OPFOR patrols. The OPFOR units deliver chemical agents, by means of conventional artillery weapons or aircraft, along selected supply routes and key bases in the rear area.

**STANDARD:** The OPFOR element disrupts enemy movement and operations using persistent and nonpersistent chemical weapons. 1. Delivers chemical agents in low and densely wooded areas. 2. Delays the movement of enemy supplies and equipment to the forward areas. 3. Restricts the movement of the enemy units in the rear area. 4. Channels the movement of enemy units into predesignated ambush areas. 5. Contaminates enemy supplies and equipment. 6. Inflicts a high rate of casualties on enemy forces.

**TASK:** Disrupt Movement (5-OPFOR-0014)

**CONDITION:** The enemy is expected to move through the opposing forces (OPFOR) element's area of operations. The OPFOR element has received an operation order (OPORD) or fragmentary order (FRAGO) to disrupt enemy movement. The enemy has the capability to defend with direct fire and antiarmor weapons.

**STANDARD:** The OPFOR element delays enemy movement. 1. Delays the element. 2. Forces the element to deviate from its route. 3. Prevents the element from reaching its destination. 4. Surprises the element's main body.

**TASK:** Counter Passage of Lines (5-OPFOR-0012)

**CONDITION:** Enemy forces are in defensive positions, but they are expected to attempt passage-of-lines operations. The opposing forces (OPFOR) received orders to disrupt enemy passage-of-lines operations.

**STANDARD:** The OPFOR element delays or prevents enemy passage of lines. 1. Delays the passage. 2. Prevents the company from moving all personnel through the stationary unit. 3. Engages the main body of either the moving or the stationary unit.

**TASK:** Disrupt Assembly Area (AA) Activities (5-OPFOR-0013)

**CONDITION:** Intelligence reports indicate that platoon- and company-size enemy units are operating in the opposing forces (OPFOR) area of operations. Enemy units can defend from AAs with direct fire, antiarmor weapons, and indirect fire. The enemy has close air support (CAS) and nuclear, biological, and chemical (NBC) capabilities.

**STANDARD:** The OPFOR element locates and disrupts the enemy's AA activities. 1. Locates the element's AA. 2. Probes the AA with squad- or team-size elements. 3. Inflicts more than 5 percent casualties on the element. 4. Disrupts the element's preparations (prevents or delays beyond the element's allotted time).

**TASK:** Attack (5-OPFOR-0001)

**CONDITION:** The opposing forces (OPFOR) element has located the enemy. The priority intelligence requirements (PIR) and the other intelligence requirements have been obtained by OPFOR patrols. The OPFOR element has automatic and antiarmor weapons and light mortars.

**STANDARD:** The OPFOR element attempts to seize the terrain, the vehicles, or the equipment. 1. Develops an attack plan. 2. Surprises the enemy unit's main body. 3. Initiates the attack using a scheme of maneuver that exploits the enemy's flanks, gaps, and weaknesses. 4. Uses covered and concealed routes to approach the enemy forces' flanks, gaps, or weakly held areas. 5. Employs indirect fire to support the attack. 6. Penetrates enemy defenses. 7. Destroys the equipment and the supplies. 8. Inflicts heavy casualties. 9. Isolates the combat service support (CSS) base by blocking the reinforcements. 10. Forces the enemy units to displace. 11. Avoids being fixed in one position. 12. Withdraws before the CSS base is reinforced with tactical combat forces.

**TASK:** Surrender to the Capturing Unit on the Battlefield (5-OPFOR-0024)

**CONDITION:** The enemy has captured opposing forces (OPFOR) element's soldiers, documents, and equipment sensitive to the OPFOR tactical operations.

**STANDARD:** The OPFOR soldiers retain or destroy documents and equipment. The OPFOR element surrenders the documents and the equipment of no tactical use to the enemy and attempts to conceal or destroy items of tactical value. The OPFOR element attempts escape and evasion. 1. Prevents the successful capture of the documents and the equipment. 2. Destroys the documents and the equipment. 3. Removes identifying markings from the equipment. 4. Removes unit-identifying insignia. 5. Provides misleading information. 6. Plans an escape. 7. Delays movement to the nearest collection point. 8. Prevents safeguarding of the enemy prisoners of war (EPWs) in order to cause embarrassment to the United States (US).

**TASK:** Conduct Air Attacks (5-OPFOR-0002)

**CONDITION:** The opposing forces (OPFOR) element in the rear area has forwarded the positions of the enemy support sites or the locations of moving elements. The OPFOR aircraft have been dispatched to attack enemy installations or convoys.

**STANDARD:** The OPFOR element attempts to delay, disrupt, or damage the enemy targets by air. 1. Locates the target (support sites or convoys). 2. Makes attack runs on the designated targets. 3. Inflicts heavy damage to the selected target. 4. Sustains no loss of aircraft. 5. Delays moving the force for more than one hour.

**TASK:** Conduct Sniper Operations (5-OPFOR-0006)

**CONDITION:** The opposing forces (OPFOR) element has assigned snipers (regular or irregular elements) in the enemy's rear area along the main supply route (MSR) and near support sites.

**STANDARD:** The OPFOR element kills or wounds targets. 1. Sets up a well-concealed location. 2. Engages vehicle drivers or personnel on foot with short bursts of semiautomatic fire. 3. Kills or wounds selected targets. 4. Prevents the position from being discovered by enemy forces. 5. Evacuates the area without being spotted. 6. Reports all specified priority intelligence requirements (PIR) and other intelligence requirements to the OPFOR headquarters (HQ).

- ELEMENTS:** Section  
 Command Section  
 Company Headquarters  
 S1 Section  
 S2 Section  
 S3 Section  
 S4 Section  
 Communication Section  
 Treatment Team  
 Ambulance Team  
 Combat Medical Section  
 Unit Ministry Team  
 Equipment Platoon Headquarters  
 Construction Equipment Section  
 Asphalt and Concrete Section  
 Dump Truck Section  
 Maintenance Platoon Headquarters  
 Direct Support Maintenance Section  
 Direct Support Maintenance Supply Section  
 Company Maintenance Section  
 Company

**TASK:** Conduct Battlefield Stress Reduction and Stress Prevention Procedures (08-2-R303.05-T01A)  
 (FM 8-51) (FM 22-51)

**ITERATION:** 1 2 3 4 5 M (Circle)

**COMMANDER/LEADER ASSESSMENT:** T P U (Circle)

**CONDITIONS:** Combat health support (CHS) operations have commenced. Element personnel are deployed in support of higher headquarters (HQ) operations. The unit's sleep plan and the tactical standing operating procedure (TACSOP) to manage battle fatigue (BF) soldiers have been developed. Personnel have been cross-trained on critical tasks. Operations are continuous over a prolonged period causing stressful situations for personnel. The commander has directed that procedures for managing battlefield stress be implemented. Simplified collective-protection equipment (SCPE) is on hand or field-expedient and natural shelters are available.

**NOTE:** Due to the technical knowledge and skills required to perform some military occupational specialty (MOS-) specific tasks, caution must be exercised when cross-training personnel. For instance, nonmedical personnel cannot be cross-trained to perform MOS-specific medical tasks. Some iterations of this task should be performed in MOPP4.

**TASK STANDARDS:** The element applies techniques that counter battlefield stress. At mission-oriented protection posture (MOPP) 4, performance degradation factors increase the need for stress prevention implementation. The time required to perform this task is increased when conducting it in MOPP 4.

TASK STEPS AND PERFORMANCE MEASURES	GO	NO-GO
* 1. The commander and leaders perform stress prevention leader actions. <ul style="list-style-type: none"> <li>a. Issued warning orders, operation orders (OPORDs), and fragmentary orders (FRAGOs) to the lowest possible level.</li> <li>b. Provided soldiers with an accurate assessment of the friendly and enemy situation.</li> <li>c. Briefed the leaders' intention to all unit personnel.</li> <li>d. Spoke positively concerning the unit's missions, purpose, and abilities.</li> </ul>		

TASK STEPS AND PERFORMANCE MEASURES	GO	NO-GO
<ul style="list-style-type: none"> <li>e. Encouraged a positive attitude throughout the unit.</li> <li>f. Instituted an information dissemination plan designed to quell and prevent rumors.</li> <li>g. Informed personnel of the availability of religious support.</li> </ul> <p>* 2. The commander and leaders implement the sleep plan.</p> <ul style="list-style-type: none"> <li>a. Provided a safe and secure area away from vehicles and other high-noise activities.</li> <li>b. Adjusted the sleep plan as dictated by the tactical situation.</li> <li>c. Enforced the sleep plan according to the TACSOP.</li> </ul> <p>* 3. Leaders implement task rotation or restructuring procedures.</p> <ul style="list-style-type: none"> <li>a. Alternated cross-trained unit personnel on critical tasks, as required.</li> <li>b. Rotated unit personnel between demanding and nondemanding tasks.</li> <li>c. Assigned two soldiers to function independently on tasks requiring a high degree of accuracy.</li> <li>d. Adjusted task rotation policies and procedures to the tactical situation.</li> </ul> <p>* 4. Leaders implement stress-coping and stress management techniques.</p> <ul style="list-style-type: none"> <li>a. Integrated new unit members into the unit immediately.</li> <li>b. Assisted soldiers in resolving home front problems.</li> <li>c. Implemented a buddy system to observe signs of stress or BF among soldiers and leaders.</li> <li>d. Provided instruction on relaxation techniques to all personnel before deployment.</li> <li>e. Conducted after-action debriefings.</li> <li>f. Scheduled a critical-event debriefing after any especially traumatic event according to Field Manual (FM) 22-51.</li> <li>g. Conducted unit award, decoration, recognition, and memorial ceremonies.</li> </ul> <p>* 5. The commander and leaders implement stress control techniques.</p> <ul style="list-style-type: none"> <li>a. Implemented a plan to deal with mild, seriously stressed, or BF cases.</li> <li>b. Assigned soldiers showing signs of severe stress or BF to simple tasks.</li> <li>c. Directed personnel to be supportive of stressed or BF soldiers.</li> <li>d. Referred soldiers showing signs of serious stress or BF to the supporting medical treatment facility (MTF) for evaluation.</li> <li>e. Reintegrated return-to-duty (RTD) soldiers into their specific element.</li> </ul> <p>6. Element personnel employ stress prevention measures.</p> <ul style="list-style-type: none"> <li>a. Maintained a positive attitude concerning the unit's mission, purpose, and abilities.</li> <li>b. Complied with the commander's sleep plan.</li> <li>c. Identified other soldiers with signs of stress or BF.</li> <li>d. Provided immediate buddy-aid support.</li> <li>e. Reported signs of stress or BF in other soldiers to their immediate supervisor.</li> <li>f. Accepted new unit members immediately.</li> <li>g. Practiced relaxation techniques at appropriate times and places.</li> <li>h. Participated in buddy systems and after-action debriefings.</li> </ul>		

TASK PERFORMANCE / EVALUATION SUMMARY BLOCK							
ITERATION	1	2	3	4	5	M	TOTAL
TOTAL TASK STEPS EVALUATED							
TOTAL TASK STEPS "GO"							
TRAINING STATUS "GO"/"NO-GO"							

"\*\*" indicates a leader task step.

**SUPPORTING INDIVIDUAL TASKS: NONE**

**SUPPORTING COLLECTIVE TASKS: NONE**

**OPFOR TASKS AND STANDARDS**

**TASK:** Disrupt a Route Reconnaissance (5-OPFOR-0021)

**CONDITION:** The enemy is conducting a route reconnaissance. The opposing forces (OPFOR) element is positioned along the enemy's route.

**STANDARD:** The OPFOR element attempts to disrupt a squad/section conducting a route reconnaissance. 1. Prevents the unit from meeting its specified time schedule. 2. Forces the unit to deviate from its specified route. 3. Prevents the unit from reaching its assigned destination. 4. Surprises the squad/section. 5. Inflicts casualties on the unit.

**TASK:** Conduct an Aerial Reconnaissance (5-OPFOR-0010)

**CONDITION:** The opposing forces (OPFOR) headquarters (HQ) element requires intelligence on the locations and identification of the enemy elements. Aircraft is dispatched to take photographs and make a visual inspection of the enemy rear area.

**STANDARD:** The OPFOR element gathers photograph intelligence of the enemy. 1. Photographs the assigned sectors. 2. Makes quick visual checks where the ceiling is low. 3. Locates enemy positions in the area, particularly support and storage bases, and command and control (C2) facilities. 4. Sustains no loss of aircraft. 5. Reports priority intelligence requirements (PIR) and other information requirements to the OPFOR HQ.

**TASK:** Conduct a Raid (5-OPFOR-0004)

**CONDITION:** The opposing forces (OPFOR) element has occupied an objective rally point and has orders to conduct a raid on a combat service support (CSS) base.

**STANDARD:** The OPFOR element infiltrates the enemy's base and destroys all of the targets. 1. Surprises the enemy forces. 2. Assaults the support base and accomplishes the assigned tasks. 3. Destroys the specified equipment and supplies. 4. Avoids being decisively engaged. 5. Withdraws all personnel from the objective areas within the time prescribed. 6. Obtains all priority intelligence requirements (PIR) from the raid site. 7. Sustains only light casualties from enemy fire.

**TASK:** Defeat Obstacles (5-OPFOR-0009)

**CONDITION:** The opposing forces (OPFOR) element encounters an obstacle that blocks the avenue of approach as it advances upon the enemy forces.

**STANDARD:** The OPFOR element bypasses or breaches the enemy obstacle. 1. Detects the obstacle before halting its main body. 2. Defeats the obstacle. a. Bypasses the obstacle without entering the engagement areas. b. Breaches the obstacle within 45 minutes and passes its entire force through the obstacle. 3. Does not incur degradation to the point that the mission must be discontinued.

**TASK:** Conduct an Attack (5-OPFOR-0008)

**CONDITION:** The enemy is conducting tactical operations. The opposing forces (OPFOR) element receives orders to attack the enemy, the area of occupation, or the main supply route (MSR) with smoke.

**STANDARD:** The OPFOR element disrupts the enemy's movement and smoke operations. 1. Determines the delivery method of the smoke attack. 2. Locates the target. 3. Delivers the smoke attack downwind. 4. Attacks the enemy with smoke, and surge attacks when the enemy responds to the smoke.

**TASK:** Disrupt Construction of Vehicle Fighting Positions (5-OPFOR-0020)

**CONDITION:** The opposing forces (OPFOR) element has located the enemy. The priority intelligence requirements (PIR) and other intelligence obtained by OPFOR patrols indicate the enemy is constructing vehicle fighting positions within its defensive area. The OPFOR element has automatic and antiarmor weapons and light mortars.

**STANDARD:** The OPFOR element attempts to disrupt the enemy's efforts to establish vehicle fighting positions. 1. Locates the defensive area. 2. Surprises the main body. 3. Penetrates the defensive area with squad-size probes. 4. Inflicts casualties on the unit. 5. Destroys vehicles. 6. Disrupts the unit's preparations (prevents or delays beyond the unit's allotted time).

**TASK:** Disrupt an Engineer Reconnaissance (5-OPFOR-0022)

**CONDITION:** The enemy is conducting an engineer reconnaissance. The opposing forces (OPFOR) element is positioned along the enemy's route.

**STANDARD:** The OPFOR element disrupts an engineer reconnaissance. 1. Prevents the unit from meeting its specified time schedule. 2. Forces the unit to deviate from its specified route. 3. Prevents the unit from accomplishing its assigned engineer reconnaissance. 4. Surprises the unit conducting the reconnaissance.

**TASK:** Conduct Terrorist and Saboteur Attacks (5-OPFOR-0005)

**CONDITION:** The opposing forces (OPFOR) element dispatches small teams into the enemy's rear area to disrupt combat service support (CSS) operations.

**STANDARD:** The enemy sustains disrupted command and control (C2), destroyed equipment and supplies, and light casualties. 1. Locates rear support bases and C2 facilities. 2. Delays and disrupts CSS operations through probes. 3. Infiltrates CSS bases to conduct sabotage and terrorist activities. 4. Inflicts light casualties. 5. Destroys supplies and equipment.

**TASK:** Defend a Minefield (5-OPFOR-0023)

**CONDITION:** The enemy is conducting a minefield sweeping operation. The opposing forces (OPFOR) element has a minefield placed in the enemy's path. The minefield is under constant observation and fire.



**STANDARD:** The OPFOR element defends a minefield against an enemy element conducting a minefield sweeping operation. 1. Prevents the unit from detecting the obstacle. 2. Disrupts the minefield sweeping operation. 3. Prevents the unit from conducting the minefield sweeping operation, prevents the unit from moving all personnel through the breach, or delays the completion of the minefield sweeping operation for more than 45 minutes.

**TASK:** Conduct an Ambush (5-OPFOR-0007)

**CONDITION:** The enemy is moving in a convoy. The opposing forces (OPFOR) element is positioned along the enemy's route.

**STANDARD:** The OPFOR element inflicts casualties on the enemy and causes vehicle and equipment damage. 1. Prepares an ambush site before the element arrives. 2. Surprises march element forces. 3. Inflicts heavy casualties within the designated kill zone. 4. Inflicts heavy damage to the vehicles and the equipment within the designated kill zone. 5. Delays the march element from reaching a specified destination for a specified period of time. 6. Withdraws on order. 7. Sustains no casualties. 8. Reports actions to superiors.

**TASK:** Maintain Contact (5-OPFOR-0003)

**CONDITION:** The opposing forces (OPFOR) element is engaged with enemy base-defense forces. The enemy forces are withdrawing under pressure.

**STANDARD:** The OPFOR element maintains enemy contact while the enemy withdraws. 1. Engages the enemy forces decisively. 2. Advances the OPFOR as the enemy forces withdraw. 3. Inflicts heavy casualties. 4. Captures the members of the enemy force. 5. Captures documents and equipment. 6. Safeguards the captured documents, the equipment, and the personnel.

**TASK:** Disrupt a Net Control Station (NCS) (5-OPFOR-0019)

**CONDITION:** The enemy has established a NCS. The opposing forces (OPFOR) element has radio and jamming equipment.

**STANDARD:** The OPFOR element attempts to disrupt an NCS. 1. Attempts to locate the radio frequency that the unit is operating on. 2. Attempts to enter the radio net. 3. Attempts to issue "bogus" orders to a unit on the net. 4. Jams the radio frequency and forces the unit to go to an alternate frequency.

**TASK:** Disrupt Defensive Preparations (5-OPFOR-0018)

**CONDITION:** The opposing forces (OPFOR) element has located the enemy. Priority intelligence requirements (PIR) and other intelligence requirements obtained by OPFOR patrols indicate that the enemy elements are establishing defensive positions. The OPFOR element has automatic and antiarmor weapons and light mortars.

**STANDARD:** The OPFOR element disrupts and delays the enemy's defensive preparations. 1. Locates and penetrates the enemy's security system. 2. Forces the enemy to delay defensive preparations. 3. Disrupts the enemy's obstacle preparations.

**TASK:** Disrupt Enemy Movement and Operations Using Tactical Nuclear Weapons (5-OPFOR-0016)

**CONDITION:** The opposing forces (OPFOR) element has located the enemy. Priority intelligence requirements (PIR) and other intelligence requirements have been obtained by OPFOR patrols. Tactical nuclear weapons are employed against key locations in the rear area.

**STANDARD:** The OPFOR element disrupts enemy movement and operations. 1. Disrupts or delays the movement of the enemy's equipment and supplies to the forward areas. 2. Destroys enemy equipment and supplies. 3. Inflicts a high rate of nuclear casualties among the enemy forces. 4. Denies the enemy the use of specified areas. 5. Contaminates the enemy's equipment and supplies.

**TASK:** Disrupt Quarters Party Operations (5-OPFOR-0017)

**CONDITION:** The enemy is conducting quarters party operations. It has established an assembly area (AA) but has not moved in the main body.

**STANDARD:** The opposing forces (OPFOR) element attempts to disrupt quarters party operations and infiltrate the enemy's AA. 1. Locates the quarters party and the AA. 2. Surprises the main body. 3. Penetrates the AA with squad-size probes. 4. Inflicts personnel casualties and vehicle damage. 5. Disrupts the unit's preparations (prevents or delays beyond the unit's allotted time).

**TASK:** Disrupt Enemy Movement and Operations Using Persistent and Nonpersistent Chemical Weapons (5-OPFOR-0015)

**CONDITION:** The opposing forces (OPFOR) element has located the enemy. Priority intelligence requirements (PIR) and other intelligence requirements have been obtained by OPFOR patrols. The OPFOR units deliver chemical agents, by means of conventional artillery weapons or aircraft, along selected supply routes and key bases in the rear area.

**STANDARD:** The OPFOR element disrupts enemy movement and operations using persistent and nonpersistent chemical weapons. 1. Delivers chemical agents in low and densely wooded areas. 2. Delays the movement of enemy supplies and equipment to the forward areas. 3. Restricts the movement of the enemy units in the rear area. 4. Channels the movement of enemy units into predesignated ambush areas. 5. Contaminates enemy supplies and equipment. 6. Inflicts a high rate of casualties on enemy forces.

**TASK:** Disrupt Movement (5-OPFOR-0014)

**CONDITION:** The enemy is expected to move through the opposing forces (OPFOR) element's area of operations. The OPFOR element has received an operation order (OPORD) or fragmentary order (FRAGO) to disrupt enemy movement. The enemy has the capability to defend with direct fire and antiarmor weapons.

**STANDARD:** The OPFOR element delays enemy movement. 1. Delays the element. 2. Forces the element to deviate from its route. 3. Prevents the element from reaching its destination. 4. Surprises the element's main body.

**TASK:** Counter Passage of Lines (5-OPFOR-0012)

**CONDITION:** Enemy forces are in defensive positions, but they are expected to attempt passage-of-lines operations. The opposing forces (OPFOR) received orders to disrupt enemy passage-of-lines operations.

**STANDARD:** The OPFOR element delays or prevents enemy passage of lines. 1. Delays the passage. 2. Prevents the company from moving all personnel through the stationary unit. 3. Engages the main body of either the moving or the stationary unit.

**TASK:** Disrupt Assembly Area (AA) Activities (5-OPFOR-0013)

**CONDITION:** Intelligence reports indicate that platoon- and company-size enemy units are operating in the opposing forces (OPFOR) area of operations. Enemy units can defend from AAs with direct fire, antiarmor weapons, and indirect fire. The enemy has close air support (CAS) and nuclear, biological, and chemical (NBC) capabilities.

**STANDARD:** The OPFOR element locates and disrupts the enemy's AA activities. 1. Locates the element's AA. 2. Probes the AA with squad- or team-size elements. 3. Inflicts more than 5 percent casualties on the element. 4. Disrupts the element's preparations (prevents or delays beyond the element's allotted time).

**TASK:** Attack (5-OPFOR-0001)

**CONDITION:** The opposing forces (OPFOR) element has located the enemy. The priority intelligence requirements (PIR) and the other intelligence requirements have been obtained by OPFOR patrols. The OPFOR element has automatic and antiarmor weapons and light mortars.

**STANDARD:** The OPFOR element attempts to seize the terrain, the vehicles, or the equipment. 1. Develops an attack plan. 2. Surprises the enemy unit's main body. 3. Initiates the attack using a scheme of maneuver that exploits the enemy's flanks, gaps, and weaknesses. 4. Uses covered and concealed routes to approach the enemy forces' flanks, gaps, or weakly held areas. 5. Employs indirect fire to support the attack. 6. Penetrates enemy defenses. 7. Destroys the equipment and the supplies. 8. Inflicts heavy casualties. 9. Isolates the combat service support (CSS) base by blocking the reinforcements. 10. Forces the enemy units to displace. 11. Avoids being fixed in one position. 12. Withdraws before the CSS base is reinforced with tactical combat forces.

**TASK:** Surrender to the Capturing Unit on the Battlefield (5-OPFOR-0024)

**CONDITION:** The enemy has captured opposing forces (OPFOR) element's soldiers, documents, and equipment sensitive to the OPFOR tactical operations.

**STANDARD:** The OPFOR soldiers retain or destroy documents and equipment. The OPFOR element surrenders the documents and the equipment of no tactical use to the enemy and attempts to conceal or destroy items of tactical value. The OPFOR element attempts escape and evasion. 1. Prevents the successful capture of the documents and the equipment. 2. Destroys the documents and the equipment. 3. Removes identifying markings from the equipment. 4. Removes unit-identifying insignia. 5. Provides misleading information. 6. Plans an escape. 7. Delays movement to the nearest collection point. 8. Prevents safeguarding of the enemy prisoners of war (EPWs) in order to cause embarrassment to the United States (US).

**TASK:** Conduct Air Attacks (5-OPFOR-0002)

**CONDITION:** The opposing forces (OPFOR) element in the rear area has forwarded the positions of the enemy support sites or the locations of moving elements. The OPFOR aircraft have been dispatched to attack enemy installations or convoys.

**STANDARD:** The OPFOR element attempts to delay, disrupt, or damage the enemy targets by air. 1. Locates the target (support sites or convoys). 2. Makes attack runs on the designated targets. 3. Inflicts heavy damage to the selected target. 4. Sustains no loss of aircraft. 5. Delays moving the force for more than one hour.

**TASK:** Conduct Sniper Operations (5-OPFOR-0006)

**CONDITION:** The opposing forces (OPFOR) element has assigned snipers (regular or irregular elements) in the enemy's rear area along the main supply route (MSR) and near support sites.

**STANDARD:** The OPFOR element kills or wounds targets. 1. Sets up a well-concealed location. 2. Engages vehicle drivers or personnel on foot with short bursts of semiautomatic fire. 3. Kills or wounds selected targets. 4. Prevents the position from being discovered by enemy forces. 5. Evacuates the area without being spotted. 6. Reports all specified priority intelligence requirements (PIR) and other intelligence requirements to the OPFOR headquarters (HQ).

**ELEMENTS:** Company Headquarters  
 Equipment Platoon Headquarters  
 Maintenance Platoon Headquarters

**TASK:** Perform Field Sanitation Functions (08-2-R315.05-T01A)  
 (FM 21-10) (AR 200-1) (AR 385-10)  
 (AR 40-5) (FM 21-10-1)

**ITERATION:** 1 2 3 4 5 M (Circle)  
**COMMANDER/LEADER ASSESSMENT:** T P U (Circle)

**CONDITIONS:** Health hazards exist that require field sanitation measures. The element is in the field without permanent sanitation or water facilities. The commander has selected and trained the unit's field sanitation team (FST). The combat health support (CHS) plan, the tactical standing operating procedure (TACSOP), and higher headquarters's (HQ) operation order (OPORD) are available. All required sanitation equipment is available. Field sanitation measures are continuous and are performed simultaneously with other operational tasks. Simplified collective-protection equipment (SCPE) is on hand and field-expedient and natural shelters are available. Some iterations of this task should be performed in MOPP4.

**TASK STANDARDS:** The FST performs field sanitation measures according to the TACSOP, Field Manuals (FMs) 21-10 and 21-10-1, and the commander's guidance. At mission-oriented protection posture (MOPP) 4, only minimum-essential field sanitation activities are performed.

TASK STEPS AND PERFORMANCE MEASURES	GO	NO-GO
<p>* 1. The commander directs field sanitation measures.</p> <ul style="list-style-type: none"> <li>a. Directed field sanitation activities to counter the medical threat.</li> <li>b. Monitored field sanitation activities for compliance with FMs 21-10 and 21-10-1 and the TACSOP.</li> <li>c. Enforced individual field sanitation measures.</li> <li>d. Requested assistance from the supporting preventive medicine (PVNTMED) element for sanitation problems that were beyond the expertise of the unit's FST according to the TACSOP and the OPORD.</li> <li>e. Corrected field sanitation deficiencies.</li> <li>f. Reported field sanitation deficiencies that could not be corrected by unit personnel to the FST.</li> <li>g. Enforced safety procedures according to Army Regulation (AR) 385-10 and the TACSOP.</li> <li>h. Enforced environmental-protection procedures according to AR 200-1 and the TACSOP.</li> </ul> <p>2. The FST supervises the unit's field sanitation measures.</p> <ul style="list-style-type: none"> <li>a. Maintained field sanitation basic load according to AR 40-5 and FM 21-10-1.</li> <li>b. Supervised the distribution of field sanitation basic load items according to AR 40-5 and FM 21-10-1.</li> <li>c. Tested the unit's water supply for the required chlorine residual level according to FM 21-10-1 and the TACSOP.</li> <li>d. Inspected water containers and trailers according to FM 21-10-1 and the TACSOP.</li> <li>e. Monitored personnel to ensure that they used personal protective measures (skin, clothing, and bed-net repellent) against arthropods and rodents according to applicable directives and the commander's guidance.</li> </ul>		

TASK STEPS AND PERFORMANCE MEASURES	GO	NO-GO
<ul style="list-style-type: none"> <li>f. Conducted rodent surveys, as required.</li> <li>g. Monitored personnel for employment of correct hygiene measures.</li> <li>h. Monitored waste facilities and procedures for compliance with AR 40-5, FM 21-10-1, and the TACSOP, as required.</li> <li>i. Inspected latrines and urinals according to FM 21-10-1 and the TACSOP.</li> <li>j. Inspected liquid and solid waste-disposal facilities to ensure their compliance with AR 40-5, FM 21-10-1, and the TACSOP.</li> <li>k. Inspected hand-washing devices according to FM 21-10-1 and the TACSOP.</li> <li>l. Inspected the transport, storage, preparation, and service of food for compliance with FM 21-10-1 and the TACSOP.</li> <li>m. Provided advice, recommendations, and training requirements to the commander.</li> <li>n. Enforced safety procedures according to AR 385-10 and the TACSOP.</li> <li>o. Enforced environmental-protection procedures according to AR 200-1 and the TACSOP.</li> </ul> <p>3. Unit personnel employ field sanitation measures.</p> <ul style="list-style-type: none"> <li>a. Maintained the prescribed load of water purification materials according to AR 40-5, FM 21-10, and the TACSOP.</li> <li>b. Prepared nonpotable water for personal use according to FM 21-10 and the TACSOP.</li> <li>c. Consumed only water designated as potable.</li> <li>d. Maintained latrines and hand-washing facilities according to FM 21-10 and the TACSOP.</li> <li>e. Employed preventive measures against cold and heat injuries.</li> <li>f. Employed personal-hygiene measures.</li> <li>g. Employed preventive measures against arthropod and rodent infestation, to include using skin, clothing, and bed-net repellent.</li> <li>h. Reported field sanitation deficiencies to the FST.</li> <li>i. Employed safety procedures according to AR 385-10 and the TACSOP.</li> <li>j. Employed environmental-protection procedures according to AR 200-1 and the TACSOP.</li> </ul>		

TASK PERFORMANCE / EVALUATION SUMMARY BLOCK							
ITERATION	1	2	3	4	5	M	TOTAL
TOTAL TASK STEPS EVALUATED							
TOTAL TASK STEPS "GO"							
TRAINING STATUS "GO"/"NO-GO"							

"\*" indicates a leader task step.

**SUPPORTING INDIVIDUAL TASKS: NONE**

**SUPPORTING COLLECTIVE TASKS: NONE**

**OPFOR TASKS AND STANDARDS**

**TASK:** Surrender to the Capturing Unit on the Battlefield (5-OPFOR-0024)

**CONDITION:** The enemy has captured opposing forces (OPFOR) element's soldiers, documents, and equipment sensitive to the OPFOR tactical operations.

**STANDARD:** The OPFOR soldiers retain or destroy documents and equipment. The OPFOR element surrenders the documents and the equipment of no tactical use to the enemy and attempts to conceal or destroy items of tactical value. The OPFOR element attempts escape and evasion. 1. Prevents the successful capture of the documents and the equipment. 2. Destroys the documents and the equipment. 3. Removes identifying markings from the equipment. 4. Removes unit-identifying insignia. 5. Provides misleading information. 6. Plans an escape. 7. Delays movement to the nearest collection point. 8. Prevents safeguarding of the enemy prisoners of war (EPWs) in order to cause embarrassment to the United States (US).

**TASK:** Disrupt a Route Reconnaissance (5-OPFOR-0021)

**CONDITION:** The enemy is conducting a route reconnaissance. The opposing forces (OPFOR) element is positioned along the enemy's route.

**STANDARD:** The OPFOR element attempts to disrupt a squad/section conducting a route reconnaissance. 1. Prevents the unit from meeting its specified time schedule. 2. Forces the unit to deviate from its specified route. 3. Prevents the unit from reaching its assigned destination. 4. Surprises the squad/section. 5. Inflicts casualties on the unit.

**TASK:** Conduct an Aerial Reconnaissance (5-OPFOR-0010)

**CONDITION:** The opposing forces (OPFOR) headquarters (HQ) element requires intelligence on the locations and identification of the enemy elements. Aircraft is dispatched to take photographs and make a visual inspection of the enemy rear area.

**STANDARD:** The OPFOR element gathers photograph intelligence of the enemy. 1. Photographs the assigned sectors. 2. Makes quick visual checks where the ceiling is low. 3. Locates enemy positions in the area, particularly support and storage bases, and command and control (C2) facilities. 4. Sustains no loss of aircraft. 5. Reports priority intelligence requirements (PIR) and other information requirements to the OPFOR HQ.

**TASK:** Conduct a Raid (5-OPFOR-0004)

**CONDITION:** The opposing forces (OPFOR) element has occupied an objective rally point and has orders to conduct a raid on a combat service support (CSS) base.

**STANDARD:** The OPFOR element infiltrates the enemy's base and destroys all of the targets. 1. Surprises the enemy forces. 2. Assaults the support base and accomplishes the assigned tasks. 3. Destroys the specified equipment and supplies. 4. Avoids being decisively engaged. 5. Withdraws all personnel from the objective areas within the time prescribed. 6. Obtains all priority intelligence requirements (PIR) from the raid site. 7. Sustains only light casualties from enemy fire.

**TASK:** Defeat Obstacles (5-OPFOR-0009)

**CONDITION:** The opposing forces (OPFOR) element encounters an obstacle that blocks the avenue of approach as it advances upon the enemy forces.

**STANDARD:** The OPFOR element bypasses or breaches the enemy obstacle. 1. Detects the obstacle before halting its main body. 2. Defeats the obstacle. a. Bypasses the obstacle without entering the engagement areas. b. Breaches the obstacle within 45 minutes and passes its entire force through the obstacle. 3. Does not incur degradation to the point that the mission must be discontinued.

**TASK:** Conduct an Attack (5-OPFOR-0008)

**CONDITION:** The enemy is conducting tactical operations. The opposing forces (OPFOR) element receives orders to attack the enemy, the area of occupation, or the main supply route (MSR) with smoke.

**STANDARD:** The OPFOR element disrupts the enemy's movement and smoke operations. 1. Determines the delivery method of the smoke attack. 2. Locates the target. 3. Delivers the smoke attack downwind. 4. Attacks the enemy with smoke, and surge attacks when the enemy responds to the smoke.

**TASK:** Disrupt Construction of Vehicle Fighting Positions (5-OPFOR-0020)

**CONDITION:** The opposing forces (OPFOR) element has located the enemy. The priority intelligence requirements (PIR) and other intelligence obtained by OPFOR patrols indicate the enemy is constructing vehicle fighting positions within its defensive area. The OPFOR element has automatic and antiarmor weapons and light mortars.

**STANDARD:** The OPFOR element attempts to disrupt the enemy's efforts to establish vehicle fighting positions. 1. Locates the defensive area. 2. Surprises the main body. 3. Penetrates the defensive area with squad-size probes. 4. Inflicts casualties on the unit. 5. Destroys vehicles. 6. Disrupts the unit's preparations (prevents or delays beyond the unit's allotted time).

**TASK:** Disrupt an Engineer Reconnaissance (5-OPFOR-0022)

**CONDITION:** The enemy is conducting an engineer reconnaissance. The opposing forces (OPFOR) element is positioned along the enemy's route.

**STANDARD:** The OPFOR element disrupts an engineer reconnaissance. 1. Prevents the unit from meeting its specified time schedule. 2. Forces the unit to deviate from its specified route. 3. Prevents the unit from accomplishing its assigned engineer reconnaissance. 4. Surprises the unit conducting the reconnaissance.

**TASK:** Conduct Terrorist and Saboteur Attacks (5-OPFOR-0005)

**CONDITION:** The opposing forces (OPFOR) element dispatches small teams into the enemy's rear area to disrupt combat service support (CSS) operations.

**STANDARD:** The enemy sustains disrupted command and control (C2), destroyed equipment and supplies, and light casualties. 1. Locates rear support bases and C2 facilities. 2. Delays and disrupts CSS operations through probes. 3. Infiltrates CSS bases to conduct sabotage and terrorist activities. 4. Inflicts light casualties. 5. Destroys supplies and equipment.

**TASK:** Defend a Minefield (5-OPFOR-0023)

**CONDITION:** The enemy is conducting a minefield sweeping operation. The opposing forces (OPFOR) element has a minefield placed in the enemy's path. The minefield is under constant observation and fire.

**STANDARD:** The OPFOR element defends a minefield against an enemy element conducting a minefield sweeping operation. 1. Prevents the unit from detecting the obstacle. 2. Disrupts the minefield sweeping operation. 3. Prevents the unit from conducting the minefield sweeping operation, prevents the unit from moving all personnel through the breach, or delays the completion of the minefield sweeping operation for more than 45 minutes.

**TASK:** Conduct an Ambush (5-OPFOR-0007)

**CONDITION:** The enemy is moving in a convoy. The opposing forces (OPFOR) element is positioned along the enemy's route.

**STANDARD:** The OPFOR element inflicts casualties on the enemy and causes vehicle and equipment damage. 1. Prepares an ambush site before the element arrives. 2. Surprises march element forces. 3. Inflicts heavy casualties within the designated kill zone. 4. Inflicts heavy damage to the vehicles and the equipment within the designated kill zone. 5. Delays the march element from reaching a specified destination for a specified period of time. 6. Withdraws on order. 7. Sustains no casualties. 8. Reports actions to superiors.

**TASK:** Maintain Contact (5-OPFOR-0003)

**CONDITION:** The opposing forces (OPFOR) element is engaged with enemy base-defense forces. The enemy forces are withdrawing under pressure.

**STANDARD:** The OPFOR element maintains enemy contact while the enemy withdraws. 1. Engages the enemy forces decisively. 2. Advances the OPFOR as the enemy forces withdraw. 3. Inflicts heavy casualties. 4. Captures the members of the enemy force. 5. Captures documents and equipment. 6. Safeguards the captured documents, the equipment, and the personnel.

**TASK:** Disrupt a Net Control Station (NCS) (5-OPFOR-0019)

**CONDITION:** The enemy has established a NCS. The opposing forces (OPFOR) element has radio and jamming equipment.

**STANDARD:** The OPFOR element attempts to disrupt an NCS. 1. Attempts to locate the radio frequency that the unit is operating on. 2. Attempts to enter the radio net. 3. Attempts to issue "bogus" orders to a unit on the net. 4. Jams the radio frequency and forces the unit to go to an alternate frequency.

**TASK:** Disrupt Defensive Preparations (5-OPFOR-0018)

**CONDITION:** The opposing forces (OPFOR) element has located the enemy. Priority intelligence requirements (PIR) and other intelligence requirements obtained by OPFOR patrols indicate that the enemy elements are establishing defensive positions. The OPFOR element has automatic and antiarmor weapons and light mortars.

**STANDARD:** The OPFOR element disrupts and delays the enemy's defensive preparations. 1. Locates and penetrates the enemy's security system. 2. Forces the enemy to delay defensive preparations. 3. Disrupts the enemy's obstacle preparations.

**TASK:** Disrupt Enemy Movement and Operations Using Tactical Nuclear Weapons (5-OPFOR-0016)

**CONDITION:** The opposing forces (OPFOR) element has located the enemy. Priority intelligence requirements (PIR) and other intelligence requirements have been obtained by OPFOR patrols. Tactical nuclear weapons are employed against key locations in the rear area.

**STANDARD:** The OPFOR element disrupts enemy movement and operations. 1. Disrupts or delays the movement of the enemy's equipment and supplies to the forward areas. 2. Destroys enemy equipment and supplies. 3. Inflicts a high rate of nuclear casualties among the enemy forces. 4. Denies the enemy the use of specified areas. 5. Contaminates the enemy's equipment and supplies.

**TASK:** Disrupt Quarters Party Operations (5-OPFOR-0017)

**CONDITION:** The enemy is conducting quarters party operations. It has established an assembly area (AA) but has not moved in the main body.



**STANDARD:** The opposing forces (OPFOR) element attempts to disrupt quartering party operations and infiltrate the enemy's AA. 1. Locates the quartering party and the AA. 2. Surprises the main body. 3. Penetrates the AA with squad-size probes. 4. Inflicts personnel casualties and vehicle damage. 5. Disrupts the unit's preparations (prevents or delays beyond the unit's allotted time).

**TASK:** Disrupt Enemy Movement and Operations Using Persistent and Nonpersistent Chemical Weapons (5-OPFOR-0015)

**CONDITION:** The opposing forces (OPFOR) element has located the enemy. Priority intelligence requirements (PIR) and other intelligence requirements have been obtained by OPFOR patrols. The OPFOR units deliver chemical agents, by means of conventional artillery weapons or aircraft, along selected supply routes and key bases in the rear area.

**STANDARD:** The OPFOR element disrupts enemy movement and operations using persistent and nonpersistent chemical weapons. 1. Delivers chemical agents in low and densely wooded areas. 2. Delays the movement of enemy supplies and equipment to the forward areas. 3. Restricts the movement of the enemy units in the rear area. 4. Channels the movement of enemy units into predesignated ambush areas. 5. Contaminates enemy supplies and equipment. 6. Inflicts a high rate of casualties on enemy forces.

**TASK:** Disrupt Movement (5-OPFOR-0014)

**CONDITION:** The enemy is expected to move through the opposing forces (OPFOR) element's area of operations. The OPFOR element has received an operation order (OPORD) or fragmentary order (FRAGO) to disrupt enemy movement. The enemy has the capability to defend with direct fire and antiarmor weapons.

**STANDARD:** The OPFOR element delays enemy movement. 1. Delays the element. 2. Forces the element to deviate from its route. 3. Prevents the element from reaching its destination. 4. Surprises the element's main body.

**TASK:** Counter Passage of Lines (5-OPFOR-0012)

**CONDITION:** Enemy forces are in defensive positions, but they are expected to attempt passage-of-lines operations. The opposing forces (OPFOR) received orders to disrupt enemy passage-of-lines operations.

**STANDARD:** The OPFOR element delays or prevents enemy passage of lines. 1. Delays the passage. 2. Prevents the company from moving all personnel through the stationary unit. 3. Engages the main body of either the moving or the stationary unit.

**TASK:** Disrupt Assembly Area (AA) Activities (5-OPFOR-0013)

**CONDITION:** Intelligence reports indicate that platoon- and company-size enemy units are operating in the opposing forces (OPFOR) area of operations. Enemy units can defend from AAs with direct fire, antiarmor weapons, and indirect fire. The enemy has close air support (CAS) and nuclear, biological, and chemical (NBC) capabilities.

**STANDARD:** The OPFOR element locates and disrupts the enemy's AA activities. 1. Locates the element's AA. 2. Probes the AA with squad- or team-size elements. 3. Inflicts more than 5 percent casualties on the element. 4. Disrupts the element's preparations (prevents or delays beyond the element's allotted time).

**TASK:** Attack (5-OPFOR-0001)

**CONDITION:** The opposing forces (OPFOR) element has located the enemy. The priority intelligence requirements (PIR) and the other intelligence requirements have been obtained by OPFOR patrols. The OPFOR element has automatic and antiarmor weapons and light mortars.

**STANDARD:** The OPFOR element attempts to seize the terrain, the vehicles, or the equipment. 1. Develops an attack plan. 2. Surprises the enemy unit's main body. 3. Initiates the attack using a scheme of maneuver that exploits the enemy's flanks, gaps, and weaknesses. 4. Uses covered and concealed routes to approach the enemy forces' flanks, gaps, or weakly held areas. 5. Employs indirect fire to support the attack. 6. Penetrates enemy defenses. 7. Destroys the equipment and the supplies. 8. Inflicts heavy casualties. 9. Isolates the combat service support (CSS) base by blocking the reinforcements. 10. Forces the enemy units to displace. 11. Avoids being fixed in one position. 12. Withdraws before the CSS base is reinforced with tactical combat forces.

**TASK:** Conduct Air Attacks (5-OPFOR-0002)

**CONDITION:** The opposing forces (OPFOR) element in the rear area has forwarded the positions of the enemy support sites or the locations of moving elements. The OPFOR aircraft have been dispatched to attack enemy installations or convoys.

**STANDARD:** The OPFOR element attempts to delay, disrupt, or damage the enemy targets by air. 1. Locates the target (support sites or convoys). 2. Makes attack runs on the designated targets. 3. Inflicts heavy damage to the selected target. 4. Sustains no loss of aircraft. 5. Delays moving the force for more than one hour.

**TASK:** Conduct Sniper Operations (5-OPFOR-0006)

**CONDITION:** The opposing forces (OPFOR) element has assigned snipers (regular or irregular elements) in the enemy's rear area along the main supply route (MSR) and near support sites.

**STANDARD:** The OPFOR element kills or wounds targets. 1. Sets up a well-concealed location. 2. Engages vehicle drivers or personnel on foot with short bursts of semiautomatic fire. 3. Kills or wounds selected targets. 4. Prevents the position from being discovered by enemy forces. 5. Evacuates the area without being spotted. 6. Reports all specified priority intelligence requirements (PIR) and other intelligence requirements to the OPFOR headquarters (HQ).

**ELEMENT:** Company Headquarters

**TASK:** Provide Food Service Support (10-2-0317.05-T01A)  
 (FM 10-23) (FM 10-23-1) (FM 21-10-1)

**ITERATION:** 1 2 3 4 5 (Circle)

**COMMANDER/LEADER ASSESSMENT:** T P U (Circle)

**CONDITIONS:** The elements are requesting field feeding. The field kitchen area is set up, and rations and water are picked up. Additional rations are requested. Unit strength reports are available. Digital units have performed functionality checks, and systems are operational. Food and water may be transported to satellite areas. Disposal facilities have been prepared. Nuclear, biological, and chemical (NBC) attacks and intrusions by threat forces can occur during field kitchen operations. This task should not be trained in MOPP4.

**TASK STANDARDS:** Digital units send and receive reports using frequency-modulated (FM) or digital means. Provide food service support according to the commander's guidance.

TASK STEPS AND PERFORMANCE MEASURES	GO	NO-GO
<ul style="list-style-type: none"> <li>* 1. The food service sergeant plans food service support.                             <ul style="list-style-type: none"> <li>a. Verified the strengths of all supported units.</li> <li>b. Requested the required amount of subsistence.</li> <li>c. Prepared personnel work schedules.</li> <li>d. Assigned duties to all food service personnel.</li> <li>e. Prepared the production schedule, as required.</li> <li>f. Coordinated with the supported units on the distribution of food to remote areas.</li> <li>g. Developed the NBC decontamination procedures for equipment, supplies, and personnel.</li> <li>h. Coordinated food service personnel's defensive duties with the company's command post (CP).</li> <li>i. Requested kitchen mess attendant support from the supported units.</li> </ul> </li> <li>* 2. The food service sergeant supervises field kitchen operations.                             <ul style="list-style-type: none"> <li>a. Established operational hours as prescribed by the field-feeding plan and the commander's guidance or both.</li> <li>b. Assigned work schedules consistent with personnel availability and meal schedules.</li> <li>c. Monitored equipment operations, maintenance, and safety for compliance with the appropriate technical manuals (TMs) and the tactical standing operating procedure (TACSOP).</li> <li>d. Coordinated additional supply requests with the company's supply facility.</li> <li>e. Forwarded food service personnel and equipment status reports to the company's CP.</li> <li>f. Performed periodic inspections of personnel for personal hygiene and equipment for proper operation.</li> <li>g. Monitored the employment of preventive-medicine measures for compliance with field sanitation policies and procedures in the TACSOP.</li> <li>h. Supervised the decontamination of contaminated equipment, supplies, and personnel.</li> <li>i. Checked operations to ensure that safety measures were employed.</li> </ul> </li> <li>3. Food service personnel pick up and store subsistence items.                             <ul style="list-style-type: none"> <li>a. Inspected vehicles for cleanliness and proper dunnage.</li> </ul> </li> </ul>		

TASK STEPS AND PERFORMANCE MEASURES	GO	NO-GO
<ul style="list-style-type: none"> <li>b. Inspected subsistence items for condition and quantity.</li> <li>c. Prepared shortages, overages, and unsatisfactory subsistence listings.</li> <li>d. Signed the required documentation.</li> <li>e. Transported subsistence items from the Class I point to the unit's field location.</li> <li>f. Stored subsistence items according to security measures and appropriate directives.</li> <li>g. Washed, packaged, or canned foods after an NBC attack.</li> </ul> <p>4. Food service personnel prepare meals.</p> <ul style="list-style-type: none"> <li>a. Inspected the field kitchen equipment using the appropriate equipment manuals for proper operation.</li> <li>b. Employed personal-hygiene measures.</li> <li>c. Performed preliminary food preparation procedures.</li> <li>d. Prepared menu items according to the production schedule, when applicable.</li> <li>e. Employed preventive-medicine measures.</li> <li>f. Prepared food for transport.</li> <li>g. Employed safety measures.</li> <li>h. Checked insulated food containers and beverage dispensers to ensure that they were preheated or prechilled.</li> <li>i. Checked insulated food containers and beverage dispensers to ensure that the food was properly packed for remote feeding.</li> <li>j. Ensured that all items to support remote feeding were assembled and packed.</li> </ul> <p>5. Food service personnel issue Class I supplies to the company representative (first sergeant [1SG] or supply sergeant) in maneuver battalions.</p> <ul style="list-style-type: none"> <li>a. Verified the head count with the 1SG or the supply sergeant.</li> <li>b. Issued the prepared food in insulated food containers.</li> <li>c. Issued beverages in beverage dispensers.</li> <li>d. Issued sanitized serving utensils, plates, cups, flatware, and condiments to support the meal.</li> </ul> <p>6. Food service personnel or unit personnel (depending on the method of feeding) serve the meals.</p> <ul style="list-style-type: none"> <li>a. Employed personal-hygiene measures.</li> <li>b. Set up the serving line as dictated by the tactical situation.</li> <li>c. Inspected the mess kits, if used, to ensure that they were sanitized prior to serving.</li> <li>d. Employed portion control.</li> <li>e. Maintained food at the proper temperatures.</li> <li>f. Replenished food items.</li> <li>g. Opened no more T-ration pans than required during the serving.</li> <li>h. Destroyed the opened food after an NBC attack.</li> <li>i. Employed safety measures.</li> </ul> <p>7. Food service personnel maintain the equipment.</p> <ul style="list-style-type: none"> <li>a. Performed before-, during-, and after-operation preventive-maintenance checks and services (PMCS) on the assigned equipment.</li> <li>b. Maintained temperatures of the wash and rinse water on the wash line.</li> <li>c. Cleaned the cooking equipment.</li> <li>d. Sanitized the cooking equipment.</li> <li>e. Stored the clean equipment to allow for air-drying.</li> </ul> <p>8. Food service personnel perform waste disposal.</p>		

TASK STEPS AND PERFORMANCE MEASURES	GO	NO-GO
a. Initiated effective trash management procedures. b. Performed liquid-waste disposal. c. Performed solid-waste disposal. d. Cleaned vehicles thoroughly with the prescribed cleaning agents. e. Sanitized vehicles thoroughly with the prescribed cleaning agents. f. Employed preventive-medicine measures.		

TASK PERFORMANCE / EVALUATION SUMMARY BLOCK							
ITERATION	1	2	3	4	5		TOTAL
TOTAL TASK STEPS EVALUATED							
TOTAL TASK STEPS "GO"							
TRAINING STATUS "GO"/"NO-GO"							

"\*" indicates a leader task step.

**SUPPORTING INDIVIDUAL TASKS: NONE**

**SUPPORTING COLLECTIVE TASKS: NONE**

#### OPFOR TASKS AND STANDARDS

**TASK:** Conduct Air Attacks (5-OPFOR-0002)

**CONDITION:** The opposing forces (OPFOR) element in the rear area has forwarded the positions of the enemy support sites or the locations of moving elements. The OPFOR aircraft have been dispatched to attack enemy installations or convoys.

**STANDARD:** The OPFOR element attempts to delay, disrupt, or damage the enemy targets by air. 1. Locates the target (support sites or convoys). 2. Makes attack runs on the designated targets. 3. Inflicts heavy damage to the selected target. 4. Sustains no loss of aircraft. 5. Delays moving the force for more than one hour.

**TASK:** Conduct Terrorist and Saboteur Attacks (5-OPFOR-0005)

**CONDITION:** The opposing forces (OPFOR) element dispatches small teams into the enemy's rear area to disrupt combat service support (CSS) operations.

**STANDARD:** The enemy sustains disrupted command and control (C2), destroyed equipment and supplies, and light casualties. 1. Locates rear support bases and C2 facilities. 2. Delays and disrupts CSS operations through probes. 3. Infiltrates CSS bases to conduct sabotage and terrorist activities. 4. Inflicts light casualties. 5. Destroys supplies and equipment.

**TASK:** Conduct Sniper Operations (5-OPFOR-0006)

**CONDITION:** The opposing forces (OPFOR) element has assigned snipers (regular or irregular elements) in the enemy's rear area along the main supply route (MSR) and near support sites.

**STANDARD:** The OPFOR element kills or wounds targets. 1. Sets up a well-concealed location. 2. Engages vehicle drivers or personnel on foot with short bursts of semiautomatic fire. 3. Kills or wounds selected targets. 4. Prevents the position from being discovered by enemy forces. 5. Evacuates the area without being spotted. 6. Reports all specified priority intelligence requirements (PIR) and other intelligence requirements to the OPFOR headquarters (HQ).

**TASK:** Conduct an Aerial Reconnaissance (5-OPFOR-0010)

**CONDITION:** The opposing forces (OPFOR) headquarters (HQ) element requires intelligence on the locations and identification of the enemy elements. Aircraft is dispatched to take photographs and make a visual inspection of the enemy rear area.

**STANDARD:** The OPFOR element gathers photograph intelligence of the enemy. 1. Photographs the assigned sectors. 2. Makes quick visual checks where the ceiling is low. 3. Locates enemy positions in the area, particularly support and storage bases, and command and control (C2) facilities. 4. Sustains no loss of aircraft. 5. Reports priority intelligence requirements (PIR) and other information requirements to the OPFOR HQ.

**TASK:** Gather Intelligence (5-OPFOR-0011)

**CONDITION:** The opposing forces (OPFOR) small element, operating in the rear area, is planning attacks on enemy bases. Information is needed to complete the plans.

**STANDARD:** The OPFOR element infiltrates, gathers intelligence information, and submits its findings to the command. 1. Identifies all priority intelligence requirements (PIR) and other intelligence requirements. 2. Passes through any outpost, defensive wire, or warning devices undetected. 3. Moves to an observation point that offers cover and concealment and is clear enough to gather PIR and other intelligence requirements. 4. Gathers all PIR and other intelligence requirements. 5. Withdraws from the area undetected. 6. Reports all information to the OPFOR headquarters (HQ).

**TASK:** Disrupt a Route Reconnaissance (5-OPFOR-0021)

**CONDITION:** The enemy is conducting a route reconnaissance. The opposing forces (OPFOR) element is positioned along the enemy's route.

**STANDARD:** The OPFOR element attempts to disrupt a squad/section conducting a route reconnaissance. 1. Prevents the unit from meeting its specified time schedule. 2. Forces the unit to deviate from its specified route. 3. Prevents the unit from reaching its assigned destination. 4. Surprises the squad/section. 5. Inflicts casualties on the unit.

**TASK:** Conduct a Raid (5-OPFOR-0004)

**CONDITION:** The opposing forces (OPFOR) element has occupied an objective rally point and has orders to conduct a raid on a combat service support (CSS) base.

**STANDARD:** The OPFOR element infiltrates the enemy's base and destroys all of the targets. 1. Surprises the enemy forces. 2. Assaults the support base and accomplishes the assigned tasks. 3. Destroys the specified equipment and supplies. 4. Avoids being decisively engaged. 5. Withdraws all personnel from the objective areas within the time prescribed. 6. Obtains all priority intelligence requirements (PIR) from the raid site. 7. Sustains only light casualties from enemy fire.

**TASK:** Defeat Obstacles (5-OPFOR-0009)

**CONDITION:** The opposing forces (OPFOR) element encounters an obstacle that blocks the avenue of approach as it advances upon the enemy forces.

**STANDARD:** The OPFOR element bypasses or breaches the enemy obstacle. 1. Detects the obstacle before halting its main body. 2. Defeats the obstacle. a. Bypasses the obstacle without entering the engagement areas. b. Breaches the obstacle within 45 minutes and passes its entire force through the obstacle. 3. Does not incur degradation to the point that the mission must be discontinued.

**TASK:** Conduct an Attack (5-OPFOR-0008)

**CONDITION:** The enemy is conducting tactical operations. The opposing forces (OPFOR) element receives orders to attack the enemy, the area of occupation, or the main supply route (MSR) with smoke.

**STANDARD:** The OPFOR element disrupts the enemy's movement and smoke operations. 1. Determines the delivery method of the smoke attack. 2. Locates the target. 3. Delivers the smoke attack downwind. 4. Attacks the enemy with smoke, and surge attacks when the enemy responds to the smoke.

**TASK:** Disrupt Construction of Vehicle Fighting Positions (5-OPFOR-0020)

**CONDITION:** The opposing forces (OPFOR) element has located the enemy. The priority intelligence requirements (PIR) and other intelligence obtained by OPFOR patrols indicate the enemy is constructing vehicle fighting positions within its defensive area. The OPFOR element has automatic and antiarmor weapons and light mortars.

**STANDARD:** The OPFOR element attempts to disrupt the enemy's efforts to establish vehicle fighting positions. 1. Locates the defensive area. 2. Surprises the main body. 3. Penetrates the defensive area with squad-size probes. 4. Inflicts casualties on the unit. 5. Destroys vehicles. 6. Disrupts the unit's preparations (prevents or delays beyond the unit's allotted time).

**TASK:** Disrupt an Engineer Reconnaissance (5-OPFOR-0022)

**CONDITION:** The enemy is conducting an engineer reconnaissance. The opposing forces (OPFOR) element is positioned along the enemy's route.

**STANDARD:** The OPFOR element disrupts an engineer reconnaissance. 1. Prevents the unit from meeting its specified time schedule. 2. Forces the unit to deviate from its specified route. 3. Prevents the unit from accomplishing its assigned engineer reconnaissance. 4. Surprises the unit conducting the reconnaissance.

**TASK:** Defend a Minefield (5-OPFOR-0023)

**CONDITION:** The enemy is conducting a minefield sweeping operation. The opposing forces (OPFOR) element has a minefield placed in the enemy's path. The minefield is under constant observation and fire.

**STANDARD:** The OPFOR element defends a minefield against an enemy element conducting a minefield sweeping operation. 1. Prevents the unit from detecting the obstacle. 2. Disrupts the minefield sweeping operation. 3. Prevents the unit from conducting the minefield sweeping operation, prevents the unit from moving all personnel through the breach, or delays the completion of the minefield sweeping operation for more than 45 minutes.

**TASK:** Conduct an Ambush (5-OPFOR-0007)

**CONDITION:** The enemy is moving in a convoy. The opposing forces (OPFOR) element is positioned along the enemy's route.

**STANDARD:** The OPFOR element inflicts casualties on the enemy and causes vehicle and equipment damage. 1. Prepares an ambush site before the element arrives. 2. Surprises march element forces. 3. Inflicts heavy casualties within the designated kill zone. 4. Inflicts heavy damage to the vehicles and the equipment within the designated kill zone. 5. Delays the march element from reaching a specified destination for a specified period of time. 6. Withdraws on order. 7. Sustains no casualties. 8. Reports actions to superiors.

**TASK:** Maintain Contact (5-OPFOR-0003)

**CONDITION:** The opposing forces (OPFOR) element is engaged with enemy base-defense forces. The enemy forces are withdrawing under pressure.

**STANDARD:** The OPFOR element maintains enemy contact while the enemy withdraws. 1. Engages the enemy forces decisively. 2. Advances the OPFOR as the enemy forces withdraw. 3. Inflicts heavy casualties. 4. Captures the members of the enemy force. 5. Captures documents and equipment. 6. Safeguards the captured documents, the equipment, and the personnel.

**TASK:** Surrender to the Capturing Unit on the Battlefield (5-OPFOR-0024)

**CONDITION:** The enemy has captured opposing forces (OPFOR) element's soldiers, documents, and equipment sensitive to the OPFOR tactical operations.

**STANDARD:** The OPFOR soldiers retain or destroy documents and equipment. The OPFOR element surrenders the documents and the equipment of no tactical use to the enemy and attempts to conceal or destroy items of tactical value. The OPFOR element attempts escape and evasion. 1. Prevents the successful capture of the documents and the equipment. 2. Destroys the documents and the equipment. 3. Removes identifying markings from the equipment. 4. Removes unit-identifying insignia. 5. Provides misleading information. 6. Plans an escape. 7. Delays movement to the nearest collection point. 8. Prevents safeguarding of the enemy prisoners of war (EPWs) in order to cause embarrassment to the United States (US).

**TASK:** Disrupt a Net Control Station (NCS) (5-OPFOR-0019)

**CONDITION:** The enemy has established a NCS. The opposing forces (OPFOR) element has radio and jamming equipment.

**STANDARD:** The OPFOR element attempts to disrupt an NCS. 1. Attempts to locate the radio frequency that the unit is operating on. 2. Attempts to enter the radio net. 3. Attempts to issue "bogus" orders to a unit on the net. 4. Jams the radio frequency and forces the unit to go to an alternate frequency.

**TASK:** Disrupt Defensive Preparations (5-OPFOR-0018)

**CONDITION:** The opposing forces (OPFOR) element has located the enemy. Priority intelligence requirements (PIR) and other intelligence requirements obtained by OPFOR patrols indicate that the enemy elements are establishing defensive positions. The OPFOR element has automatic and antiarmor weapons and light mortars.

**STANDARD:** The OPFOR element disrupts and delays the enemy's defensive preparations. 1. Locates and penetrates the enemy's security system. 2. Forces the enemy to delay defensive preparations. 3. Disrupts the enemy's obstacle preparations.

**TASK:** Disrupt Enemy Movement and Operations Using Tactical Nuclear Weapons (5-OPFOR-0016)



**CONDITION:** The opposing forces (OPFOR) element has located the enemy. Priority intelligence requirements (PIR) and other intelligence requirements have been obtained by OPFOR patrols. Tactical nuclear weapons are employed against key locations in the rear area.

**STANDARD:** The OPFOR element disrupts enemy movement and operations. 1. Disrupts or delays the movement of the enemy's equipment and supplies to the forward areas. 2. Destroys enemy equipment and supplies. 3. Inflicts a high rate of nuclear casualties among the enemy forces. 4. Denies the enemy the use of specified areas. 5. Contaminates the enemy's equipment and supplies.

**TASK:** Disrupt Quarters Party Operations (5-OPFOR-0017)

**CONDITION:** The enemy is conducting quarters party operations. It has established an assembly area (AA) but has not moved in the main body.

**STANDARD:** The opposing forces (OPFOR) element attempts to disrupt quarters party operations and infiltrate the enemy's AA. 1. Locates the quarters party and the AA. 2. Surprises the main body. 3. Penetrates the AA with squad-size probes. 4. Inflicts personnel casualties and vehicle damage. 5. Disrupts the unit's preparations (prevents or delays beyond the unit's allotted time).

**TASK:** Disrupt Enemy Movement and Operations Using Persistent and Nonpersistent Chemical Weapons (5-OPFOR-0015)

**CONDITION:** The opposing forces (OPFOR) element has located the enemy. Priority intelligence requirements (PIR) and other intelligence requirements have been obtained by OPFOR patrols. The OPFOR units deliver chemical agents, by means of conventional artillery weapons or aircraft, along selected supply routes and key bases in the rear area.

**STANDARD:** The OPFOR element disrupts enemy movement and operations using persistent and nonpersistent chemical weapons. 1. Delivers chemical agents in low and densely wooded areas. 2. Delays the movement of enemy supplies and equipment to the forward areas. 3. Restricts the movement of the enemy units in the rear area. 4. Channels the movement of enemy units into predesignated ambush areas. 5. Contaminates enemy supplies and equipment. 6. Inflicts a high rate of casualties on enemy forces.

**TASK:** Disrupt Movement (5-OPFOR-0014)

**CONDITION:** The enemy is expected to move through the opposing forces (OPFOR) element's area of operations. The OPFOR element has received an operation order (OPORD) or fragmentary order (FRAGO) to disrupt enemy movement. The enemy has the capability to defend with direct fire and antiarmor weapons.

**STANDARD:** The OPFOR element delays enemy movement. 1. Delays the element. 2. Forces the element to deviate from its route. 3. Prevents the element from reaching its destination. 4. Surprises the element's main body.

**TASK:** Counter Passage of Lines (5-OPFOR-0012)

**CONDITION:** Enemy forces are in defensive positions, but they are expected to attempt passage-of-lines operations. The opposing forces (OPFOR) received orders to disrupt enemy passage-of-lines operations.

**STANDARD:** The OPFOR element delays or prevents enemy passage of lines. 1. Delays the passage. 2. Prevents the company from moving all personnel through the stationary unit. 3. Engages the main body of either the moving or the stationary unit.

**TASK:** Disrupt Assembly Area (AA) Activities (5-OPFOR-0013)

**CONDITION:** Intelligence reports indicate that platoon- and company-size enemy units are operating in the opposing forces (OPFOR) area of operations. Enemy units can defend from AAs with direct fire, antiarmor weapons, and indirect fire. The enemy has close air support (CAS) and nuclear, biological, and chemical (NBC) capabilities.

**STANDARD:** The OPFOR element locates and disrupts the enemy's AA activities. 1. Locates the element's AA. 2. Probes the AA with squad- or team-size elements. 3. Inflicts more than 5 percent casualties on the element. 4. Disrupts the element's preparations (prevents or delays beyond the element's allotted time).

**TASK:** Attack (5-OPFOR-0001)

**CONDITION:** The opposing forces (OPFOR) element has located the enemy. The priority intelligence requirements (PIR) and the other intelligence requirements have been obtained by OPFOR patrols. The OPFOR element has automatic and antiarmor weapons and light mortars.

**STANDARD:** The OPFOR element attempts to seize the terrain, the vehicles, or the equipment. 1. Develops an attack plan. 2. Surprises the enemy unit's main body. 3. Initiates the attack using a scheme of maneuver that exploits the enemy's flanks, gaps, and weaknesses. 4. Uses covered and concealed routes to approach the enemy forces' flanks, gaps, or weakly held areas. 5. Employs indirect fire to support the attack. 6. Penetrates enemy defenses. 7. Destroys the equipment and the supplies. 8. Inflicts heavy casualties. 9. Isolates the combat service support (CSS) base by blocking the reinforcements. 10. Forces the enemy units to displace. 11. Avoids being fixed in one position. 12. Withdraws before the CSS base is reinforced with tactical combat forces.

**ELEMENT:** Company Headquarters

**TASK:** Perform Unit Graves Registration (GRREG) Operations (10-2-0318.05-T01A)  
 (FM 10-64) (FM 3-4) (FM 3-5)

**ITERATION:** 1 2 3 4 5 M (Circle)

**COMMANDER/LEADER ASSESSMENT:** T P U (Circle)

**CONDITIONS:** The element has sustained fatalities. The tactical situation permits GRREG operations to be performed. Some remains may be contaminated. The tactical standing operating procedure (TACSOP) is available. There are no GRREG personnel available; nonmortuary affairs personnel perform the task. The theater commander has authorized emergency burials.

**NOTE:** Only those tasks deemed mission-essential by the commander are performed in mission-oriented protection posture (MOPP) 4. Some iterations of this task should be performed in MOPP4.

**TASK STANDARDS:** The element either recovers the killed in action (KIA) and evacuates them to a designated mortuary-affair collection point or performs an emergency burial. Personal possessions are not lost. Locations of the emergency graves are recorded and reported to higher headquarters (HQ). These activities are curtailed in MOPP 4. The time required to perform this task is increased when conducting it in MOPP 4.

TASK STEPS AND PERFORMANCE MEASURES	GO	NO-GO
<ul style="list-style-type: none"> <li>* 1. The element commander designates a search-and-recovery team.                             <ul style="list-style-type: none"> <li>a. Selected a team leader.</li> <li>b. Issued guidance.</li> </ul> </li> <li>* 2. The search-and-recovery team leader prepares for the search.                             <ul style="list-style-type: none"> <li>a. Performed a map or aerial reconnaissance of the search area.</li> <li>b. Identified additional support requirements.</li> <li>c. Requested additional support requirements from higher HQ.</li> <li>d. Identified the search pattern to be used.</li> <li>e. Coordinated nuclear, biological, and chemical (NBC) and explosive ordnance disposal (EOD) assistance with higher HQ.</li> <li>f. Coordinated area security with higher HQ.</li> </ul> </li> <li>* 3. The search-and-recovery team leader supervises the search-and-recovery and the evacuation operations.                             <ul style="list-style-type: none"> <li>a. Briefed the search-and-recovery team on the operational procedures.</li> <li>b. Issued personal effects bags, human remains pouches, if available, and NBC agent tags.</li> <li>c. Assigned the search area.</li> <li>d. Monitored the search-and-recovery team operations for compliance with the TACSOP and the commander's guidance.</li> <li>e. Coordinated evacuation operations with higher HQ.</li> <li>f. Forwarded the situation report (SITREP) to higher HQ according to the TACSOP.</li> </ul> </li> <li>4. The search-and-recovery team conducts the search.                             <ul style="list-style-type: none"> <li>a. Checked the area immediately for mines or booby traps.</li> <li>b. Searched the assigned areas for remains and personal effects.</li> <li>c. Marked the terrain location of the remains with pegs.</li> <li>d. Collected all disassociated personal effects.</li> <li>e. Recorded the eight-digit grid coordinates of the recovery site.</li> </ul> </li> </ul>		

TASK STEPS AND PERFORMANCE MEASURES	GO	NO-GO
<p>5. The search-and-recovery team recovers remains.</p> <ul style="list-style-type: none"> <li>a. Established tentative identification.</li> <li>b. Attached the NBC tag or a tag marked with a large C to the contaminated and contagious remains.</li> <li>c. Attached personal effects to the remains.</li> <li>d. Shrouded the remains with available materials.</li> <li>e. Prepared a sketch of the recovery site.</li> <li>f. Prepared a map overlay of the recovery site.</li> </ul> <p>6. The search-and-recovery team evacuates remains.</p> <ul style="list-style-type: none"> <li>a. Verified that personal effects were attached to the remains.</li> <li>b. Loaded the remains in ground transportation, feet first and in aircraft, headfirst.</li> <li>c. Transported the remains in a covered vehicle or aircraft to a designated mortuary-affair collection point.</li> </ul> <p>* 7. The search-and-recovery team leader supervises emergency burials.</p> <ul style="list-style-type: none"> <li>a. Identified the specific burial site.</li> <li>b. Supervised the marking of the grave site.</li> <li>c. Supervised the burying of all recovered remains and their personal effects.</li> </ul> <p>8. The search-and-recovery team performs emergency burials.</p> <ul style="list-style-type: none"> <li>a. Prepared the grave site.</li> <li>b. Placed the remains in the grave.</li> <li>c. Marked all grave sites.</li> <li>d. Buried the United States, allied, and enemy forces remains with their personal effects in separate grave sites.</li> </ul>		

TASK PERFORMANCE / EVALUATION SUMMARY BLOCK							
ITERATION	1	2	3	4	5	M	TOTAL
TOTAL TASK STEPS EVALUATED							
TOTAL TASK STEPS "GO"							
TRAINING STATUS "GO"/"NO-GO"							

"\*" indicates a leader task step.

**SUPPORTING INDIVIDUAL TASKS: NONE**

**SUPPORTING COLLECTIVE TASKS: NONE**

**OPFOR TASKS AND STANDARDS**

**TASK:** Surrender to the Capturing Unit on the Battlefield (5-OPFOR-0024)

**CONDITION:** The enemy has captured opposing forces (OPFOR) element's soldiers, documents, and equipment sensitive to the OPFOR tactical operations.

**STANDARD:** The OPFOR soldiers retain or destroy documents and equipment. The OPFOR element surrenders the documents and the equipment of no tactical use to the enemy and attempts to conceal or destroy items of tactical value. The OPFOR element attempts escape and evasion. 1. Prevents the successful capture of the documents and the equipment. 2. Destroys the documents and the equipment. 3. Removes identifying markings from the equipment. 4. Removes unit-identifying insignia. 5. Provides misleading information. 6. Plans an escape. 7. Delays movement to the nearest collection point. 8. Prevents safeguarding of the enemy prisoners of war (EPWs) in order to cause embarrassment to the United States (US).

**TASK:** Disrupt a Route Reconnaissance (5-OPFOR-0021)

**CONDITION:** The enemy is conducting a route reconnaissance. The opposing forces (OPFOR) element is positioned along the enemy's route.

**STANDARD:** The OPFOR element attempts to disrupt a squad/section conducting a route reconnaissance. 1. Prevents the unit from meeting its specified time schedule. 2. Forces the unit to deviate from its specified route. 3. Prevents the unit from reaching its assigned destination. 4. Surprises the squad/section. 5. Inflicts casualties on the unit.

**TASK:** Conduct an Aerial Reconnaissance (5-OPFOR-0010)

**CONDITION:** The opposing forces (OPFOR) headquarters (HQ) element requires intelligence on the locations and identification of the enemy elements. Aircraft is dispatched to take photographs and make a visual inspection of the enemy rear area.

**STANDARD:** The OPFOR element gathers photograph intelligence of the enemy. 1. Photographs the assigned sectors. 2. Makes quick visual checks where the ceiling is low. 3. Locates enemy positions in the area, particularly support and storage bases, and command and control (C2) facilities. 4. Sustains no loss of aircraft. 5. Reports priority intelligence requirements (PIR) and other information requirements to the OPFOR HQ.

**TASK:** Conduct a Raid (5-OPFOR-0004)

**CONDITION:** The opposing forces (OPFOR) element has occupied an objective rally point and has orders to conduct a raid on a combat service support (CSS) base.

**STANDARD:** The OPFOR element infiltrates the enemy's base and destroys all of the targets. 1. Surprises the enemy forces. 2. Assaults the support base and accomplishes the assigned tasks. 3. Destroys the specified equipment and supplies. 4. Avoids being decisively engaged. 5. Withdraws all personnel from the objective areas within the time prescribed. 6. Obtains all priority intelligence requirements (PIR) from the raid site. 7. Sustains only light casualties from enemy fire.

**TASK:** Defeat Obstacles (5-OPFOR-0009)

**CONDITION:** The opposing forces (OPFOR) element encounters an obstacle that blocks the avenue of approach as it advances upon the enemy forces.

**STANDARD:** The OPFOR element bypasses or breaches the enemy obstacle. 1. Detects the obstacle before halting its main body. 2. Defeats the obstacle. a. Bypasses the obstacle without entering the engagement areas. b. Breaches the obstacle within 45 minutes and passes its entire force through the obstacle. 3. Does not incur degradation to the point that the mission must be discontinued.

**TASK:** Conduct an Attack (5-OPFOR-0008)

**CONDITION:** The enemy is conducting tactical operations. The opposing forces (OPFOR) element receives orders to attack the enemy, the area of occupation, or the main supply route (MSR) with smoke.

**STANDARD:** The OPFOR element disrupts the enemy's movement and smoke operations. 1. Determines the delivery method of the smoke attack. 2. Locates the target. 3. Delivers the smoke attack downwind. 4. Attacks the enemy with smoke, and surge attacks when the enemy responds to the smoke.

**TASK:** Disrupt Construction of Vehicle Fighting Positions (5-OPFOR-0020)

**CONDITION:** The opposing forces (OPFOR) element has located the enemy. The priority intelligence requirements (PIR) and other intelligence obtained by OPFOR patrols indicate the enemy is constructing vehicle fighting positions within its defensive area. The OPFOR element has automatic and antiarmor weapons and light mortars.

**STANDARD:** The OPFOR element attempts to disrupt the enemy's efforts to establish vehicle fighting positions. 1. Locates the defensive area. 2. Surprises the main body. 3. Penetrates the defensive area with squad-size probes. 4. Inflicts casualties on the unit. 5. Destroys vehicles. 6. Disrupts the unit's preparations (prevents or delays beyond the unit's allotted time).

**TASK:** Disrupt an Engineer Reconnaissance (5-OPFOR-0022)

**CONDITION:** The enemy is conducting an engineer reconnaissance. The opposing forces (OPFOR) element is positioned along the enemy's route.

**STANDARD:** The OPFOR element disrupts an engineer reconnaissance. 1. Prevents the unit from meeting its specified time schedule. 2. Forces the unit to deviate from its specified route. 3. Prevents the unit from accomplishing its assigned engineer reconnaissance. 4. Surprises the unit conducting the reconnaissance.

**TASK:** Conduct Terrorist and Saboteur Attacks (5-OPFOR-0005)

**CONDITION:** The opposing forces (OPFOR) element dispatches small teams into the enemy's rear area to disrupt combat service support (CSS) operations.

**STANDARD:** The enemy sustains disrupted command and control (C2), destroyed equipment and supplies, and light casualties. 1. Locates rear support bases and C2 facilities. 2. Delays and disrupts CSS operations through probes. 3. Infiltrates CSS bases to conduct sabotage and terrorist activities. 4. Inflicts light casualties. 5. Destroys supplies and equipment.

**TASK:** Defend a Minefield (5-OPFOR-0023)

**CONDITION:** The enemy is conducting a minefield sweeping operation. The opposing forces (OPFOR) element has a minefield placed in the enemy's path. The minefield is under constant observation and fire.

**STANDARD:** The OPFOR element defends a minefield against an enemy element conducting a minefield sweeping operation. 1. Prevents the unit from detecting the obstacle. 2. Disrupts the minefield sweeping operation. 3. Prevents the unit from conducting the minefield sweeping operation, prevents the unit from moving all personnel through the breach, or delays the completion of the minefield sweeping operation for more than 45 minutes.

**TASK:** Conduct an Ambush (5-OPFOR-0007)

**CONDITION:** The enemy is moving in a convoy. The opposing forces (OPFOR) element is positioned along the enemy's route.

**STANDARD:** The OPFOR element inflicts casualties on the enemy and causes vehicle and equipment damage. 1. Prepares an ambush site before the element arrives. 2. Surprises march element forces. 3. Inflicts heavy casualties within the designated kill zone. 4. Inflicts heavy damage to the vehicles and the equipment within the designated kill zone. 5. Delays the march element from reaching a specified destination for a specified period of time. 6. Withdraws on order. 7. Sustains no casualties. 8. Reports actions to superiors.

**TASK:** Maintain Contact (5-OPFOR-0003)

**CONDITION:** The opposing forces (OPFOR) element is engaged with enemy base-defense forces. The enemy forces are withdrawing under pressure.

**STANDARD:** The OPFOR element maintains enemy contact while the enemy withdraws. 1. Engages the enemy forces decisively. 2. Advances the OPFOR as the enemy forces withdraw. 3. Inflicts heavy casualties. 4. Captures the members of the enemy force. 5. Captures documents and equipment. 6. Safeguards the captured documents, the equipment, and the personnel.

**TASK:** Disrupt a Net Control Station (NCS) (5-OPFOR-0019)

**CONDITION:** The enemy has established a NCS. The opposing forces (OPFOR) element has radio and jamming equipment.

**STANDARD:** The OPFOR element attempts to disrupt an NCS. 1. Attempts to locate the radio frequency that the unit is operating on. 2. Attempts to enter the radio net. 3. Attempts to issue "bogus" orders to a unit on the net. 4. Jams the radio frequency and forces the unit to go to an alternate frequency.

**TASK:** Disrupt Defensive Preparations (5-OPFOR-0018)

**CONDITION:** The opposing forces (OPFOR) element has located the enemy. Priority intelligence requirements (PIR) and other intelligence requirements obtained by OPFOR patrols indicate that the enemy elements are establishing defensive positions. The OPFOR element has automatic and antiarmor weapons and light mortars.

**STANDARD:** The OPFOR element disrupts and delays the enemy's defensive preparations. 1. Locates and penetrates the enemy's security system. 2. Forces the enemy to delay defensive preparations. 3. Disrupts the enemy's obstacle preparations.

**TASK:** Disrupt Enemy Movement and Operations Using Tactical Nuclear Weapons (5-OPFOR-0016)

**CONDITION:** The opposing forces (OPFOR) element has located the enemy. Priority intelligence requirements (PIR) and other intelligence requirements have been obtained by OPFOR patrols. Tactical nuclear weapons are employed against key locations in the rear area.

**STANDARD:** The OPFOR element disrupts enemy movement and operations. 1. Disrupts or delays the movement of the enemy's equipment and supplies to the forward areas. 2. Destroys enemy equipment and supplies. 3. Inflicts a high rate of nuclear casualties among the enemy forces. 4. Denies the enemy the use of specified areas. 5. Contaminates the enemy's equipment and supplies.

**TASK:** Disrupt Quartering Party Operations (5-OPFOR-0017)

**CONDITION:** The enemy is conducting quartering party operations. It has established an assembly area (AA) but has not moved in the main body.

**STANDARD:** The opposing forces (OPFOR) element attempts to disrupt quartering party operations and infiltrate the enemy's AA. 1. Locates the quartering party and the AA. 2. Surprises the main body. 3. Penetrates the AA with squad-size probes. 4. Inflicts personnel casualties and vehicle damage. 5. Disrupts the unit's preparations (prevents or delays beyond the unit's allotted time).

**TASK:** Disrupt Enemy Movement and Operations Using Persistent and Nonpersistent Chemical Weapons (5-OPFOR-0015)

**CONDITION:** The opposing forces (OPFOR) element has located the enemy. Priority intelligence requirements (PIR) and other intelligence requirements have been obtained by OPFOR patrols. The OPFOR units deliver chemical agents, by means of conventional artillery weapons or aircraft, along selected supply routes and key bases in the rear area.

**STANDARD:** The OPFOR element disrupts enemy movement and operations using persistent and nonpersistent chemical weapons. 1. Delivers chemical agents in low and densely wooded areas. 2. Delays the movement of enemy supplies and equipment to the forward areas. 3. Restricts the movement of the enemy units in the rear area. 4. Channels the movement of enemy units into predesignated ambush areas. 5. Contaminates enemy supplies and equipment. 6. Inflicts a high rate of casualties on enemy forces.

**TASK:** Disrupt Movement (5-OPFOR-0014)

**CONDITION:** The enemy is expected to move through the opposing forces (OPFOR) element's area of operations. The OPFOR element has received an operation order (OPORD) or fragmentary order (FRAGO) to disrupt enemy movement. The enemy has the capability to defend with direct fire and antiarmor weapons.

**STANDARD:** The OPFOR element delays enemy movement. 1. Delays the element. 2. Forces the element to deviate from its route. 3. Prevents the element from reaching its destination. 4. Surprises the element's main body.

**TASK:** Counter Passage of Lines (5-OPFOR-0012)

**CONDITION:** Enemy forces are in defensive positions, but they are expected to attempt passage-of-lines operations. The opposing forces (OPFOR) received orders to disrupt enemy passage-of-lines operations.

**STANDARD:** The OPFOR element delays or prevents enemy passage of lines. 1. Delays the passage. 2. Prevents the company from moving all personnel through the stationary unit. 3. Engages the main body of either the moving or the stationary unit.

**TASK:** Disrupt Assembly Area (AA) Activities (5-OPFOR-0013)

**CONDITION:** Intelligence reports indicate that platoon- and company-size enemy units are operating in the opposing forces (OPFOR) area of operations. Enemy units can defend from AAs with direct fire, antiarmor weapons, and indirect fire. The enemy has close air support (CAS) and nuclear, biological, and chemical (NBC) capabilities.

**STANDARD:** The OPFOR element locates and disrupts the enemy's AA activities. 1. Locates the element's AA. 2. Probes the AA with squad- or team-size elements. 3. Inflicts more than 5 percent casualties on the element. 4. Disrupts the element's preparations (prevents or delays beyond the element's allotted time).

**TASK:** Attack (5-OPFOR-0001)



**CONDITION:** The opposing forces (OPFOR) element has located the enemy. The priority intelligence requirements (PIR) and the other intelligence requirements have been obtained by OPFOR patrols. The OPFOR element has automatic and antiarmor weapons and light mortars.

**STANDARD:** The OPFOR element attempts to seize the terrain, the vehicles, or the equipment. 1. Develops an attack plan. 2. Surprises the enemy unit's main body. 3. Initiates the attack using a scheme of maneuver that exploits the enemy's flanks, gaps, and weaknesses. 4. Uses covered and concealed routes to approach the enemy forces' flanks, gaps, or weakly held areas. 5. Employs indirect fire to support the attack. 6. Penetrates enemy defenses. 7. Destroys the equipment and the supplies. 8. Inflicts heavy casualties. 9. Isolates the combat service support (CSS) base by blocking the reinforcements. 10. Forces the enemy units to displace. 11. Avoids being fixed in one position. 12. Withdraws before the CSS base is reinforced with tactical combat forces.

**TASK:** Conduct Air Attacks (5-OPFOR-0002)

**CONDITION:** The opposing forces (OPFOR) element in the rear area has forwarded the positions of the enemy support sites or the locations of moving elements. The OPFOR aircraft have been dispatched to attack enemy installations or convoys.

**STANDARD:** The OPFOR element attempts to delay, disrupt, or damage the enemy targets by air. 1. Locates the target (support sites or convoys). 2. Makes attack runs on the designated targets. 3. Inflicts heavy damage to the selected target. 4. Sustains no loss of aircraft. 5. Delays moving the force for more than one hour.

**TASK:** Conduct Sniper Operations (5-OPFOR-0006)

**CONDITION:** The opposing forces (OPFOR) element has assigned snipers (regular or irregular elements) in the enemy's rear area along the main supply route (MSR) and near support sites.

**STANDARD:** The OPFOR element kills or wounds targets. 1. Sets up a well-concealed location. 2. Engages vehicle drivers or personnel on foot with short bursts of semiautomatic fire. 3. Kills or wounds selected targets. 4. Prevents the position from being discovered by enemy forces. 5. Evacuates the area without being spotted. 6. Reports all specified priority intelligence requirements (PIR) and other intelligence requirements to the OPFOR headquarters (HQ).

**ELEMENT:** Company Headquarters

**TASK:** Receive Airdrop Resupply (10-2-0319.05-T01A)  
 (FM 10-27-1) (FM 10-27-2) (FM 10-500-1)

**ITERATION:** 1 2 3 4 5 M (Circle)

**COMMANDER/LEADER ASSESSMENT:** T P U (Circle)

**CONDITIONS:** Since the normal supply support transportation is unavailable, supplies and equipment are requested by airdrop.

**NOTE:** An airdrop of supplies and equipment may be preplanned or immediate. Some iterations of this task should be performed in MOPP4.

**TASK STANDARDS:** Supplies, equipment, and rigging gear are derigged and recovered. The time required to perform this task is increased when conducting it in mission-oriented protection posture (MOPP) 4.

TASK STEPS AND PERFORMANCE MEASURES	GO	NO-GO
<ol style="list-style-type: none"> <li>1. The company requests supplies and equipment by airdrop.                             <ol style="list-style-type: none"> <li>a. Identified the required supplies and equipment.</li> <li>b. Identified the drop zone (DZ).</li> <li>c. Determined the date and time of the airdrop request.</li> <li>d. Forwarded the request for a preplanned or immediate airdrop to the Supply Officer (US Army) (S4).</li> </ol> </li> <li>* 2. The company commander and the element leaders develop the airdrop supply and equipment receipt plan.                             <ol style="list-style-type: none"> <li>a. Designated a recovery officer and a safety officer.</li> <li>b. Verified the delivery time and location with the S4.</li> <li>c. Coordinated the survey of the DZ or area of operations (AO) with the pathfinders, the combat-control team (CCT), or the drop-zone support team (DZST), through the Intelligence Officer (US Army) (S2) or the Operations and Training Officer (US Army) (S3).</li> <li>d. Prepared the recovery and alternate plans.</li> <li>e. Identified the number of people, equipment, and vehicles required for the recovery of supplies and equipment.</li> <li>f. Coordinated the transportation and materials-handling-equipment (MHE) support with the S4.</li> <li>g. Briefed personnel on the tactical situation and the recovery and alternative plans.</li> </ol> </li> <li>3. The company receives supplies and equipment.                             <ol style="list-style-type: none"> <li>a. Secured the DZ or AO.</li> <li>b. Derigged the supplies and equipment.</li> <li>c. Recorded shortages.</li> <li>d. Identified the damaged items.</li> <li>e. Evacuated the supplies and equipment.</li> <li>f. Retrieved the airdrop rigging equipment.</li> <li>g. Buried or destroyed the airdrop rigging equipment that could not be removed.</li> <li>h. Inspected the DZ to make certain that no serviceable airdrop equipment was left behind.</li> </ol> </li> </ol>		

TASK STEPS AND PERFORMANCE MEASURES	GO	NO-GO
i. Forwarded the airdrop equipment to the nearest collection point or other location as directed by the S4.		
j. Forwarded the situation report (SITREP) to the S2 or S3 and the S4.		

TASK PERFORMANCE / EVALUATION SUMMARY BLOCK							
ITERATION	1	2	3	4	5	M	TOTAL
TOTAL TASK STEPS EVALUATED							
TOTAL TASK STEPS "GO"							
TRAINING STATUS "GO"/"NO-GO"							

"\*" indicates a leader task step.

**SUPPORTING INDIVIDUAL TASKS: NONE**

**SUPPORTING COLLECTIVE TASKS: NONE**

**OPFOR TASKS AND STANDARDS**

**TASK:** Surrender to the Capturing Unit on the Battlefield (5-OPFOR-0024)

**CONDITION:** The enemy has captured opposing forces (OPFOR) element's soldiers, documents, and equipment sensitive to the OPFOR tactical operations.

**STANDARD:** The OPFOR soldiers retain or destroy documents and equipment. The OPFOR element surrenders the documents and the equipment of no tactical use to the enemy and attempts to conceal or destroy items of tactical value. The OPFOR element attempts escape and evasion. 1. Prevents the successful capture of the documents and the equipment. 2. Destroys the documents and the equipment. 3. Removes identifying markings from the equipment. 4. Removes unit-identifying insignia. 5. Provides misleading information. 6. Plans an escape. 7. Delays movement to the nearest collection point. 8. Prevents safeguarding of the enemy prisoners of war (EPWs) in order to cause embarrassment to the United States (US).

**TASK:** Disrupt a Route Reconnaissance (5-OPFOR-0021)

**CONDITION:** The enemy is conducting a route reconnaissance. The opposing forces (OPFOR) element is positioned along the enemy's route.

**STANDARD:** The OPFOR element attempts to disrupt a squad/section conducting a route reconnaissance. 1. Prevents the unit from meeting its specified time schedule. 2. Forces the unit to deviate from its specified route. 3. Prevents the unit from reaching its assigned destination. 4. Surprises the squad/section. 5. Inflicts casualties on the unit.

**TASK:** Conduct an Aerial Reconnaissance (5-OPFOR-0010)

**CONDITION:** The opposing forces (OPFOR) headquarters (HQ) element requires intelligence on the locations and identification of the enemy elements. Aircraft is dispatched to take photographs and make a visual inspection of the enemy rear area.

**STANDARD:** The OPFOR element gathers photograph intelligence of the enemy. 1. Photographs the assigned sectors. 2. Makes quick visual checks where the ceiling is low. 3. Locates enemy positions in the area, particularly support and storage bases, and command and control (C2) facilities. 4. Sustains no loss of aircraft. 5. Reports priority intelligence requirements (PIR) and other information requirements to the OPFOR HQ.

**TASK:** Conduct a Raid (5-OPFOR-0004)

**CONDITION:** The opposing forces (OPFOR) element has occupied an objective rally point and has orders to conduct a raid on a combat service support (CSS) base.

**STANDARD:** The OPFOR element infiltrates the enemy's base and destroys all of the targets. 1. Surprises the enemy forces. 2. Assaults the support base and accomplishes the assigned tasks. 3. Destroys the specified equipment and supplies. 4. Avoids being decisively engaged. 5. Withdraws all personnel from the objective areas within the time prescribed. 6. Obtains all priority intelligence requirements (PIR) from the raid site. 7. Sustains only light casualties from enemy fire.

**TASK:** Defeat Obstacles (5-OPFOR-0009)

**CONDITION:** The opposing forces (OPFOR) element encounters an obstacle that blocks the avenue of approach as it advances upon the enemy forces.

**STANDARD:** The OPFOR element bypasses or breaches the enemy obstacle. 1. Detects the obstacle before halting its main body. 2. Defeats the obstacle. a. Bypasses the obstacle without entering the engagement areas. b. Breaches the obstacle within 45 minutes and passes its entire force through the obstacle. 3. Does not incur degradation to the point that the mission must be discontinued.

**TASK:** Conduct an Attack (5-OPFOR-0008)

**CONDITION:** The enemy is conducting tactical operations. The opposing forces (OPFOR) element receives orders to attack the enemy, the area of occupation, or the main supply route (MSR) with smoke.

**STANDARD:** The OPFOR element disrupts the enemy's movement and smoke operations. 1. Determines the delivery method of the smoke attack. 2. Locates the target. 3. Delivers the smoke attack downwind. 4. Attacks the enemy with smoke, and surge attacks when the enemy responds to the smoke.

**TASK:** Disrupt Construction of Vehicle Fighting Positions (5-OPFOR-0020)

**CONDITION:** The opposing forces (OPFOR) element has located the enemy. The priority intelligence requirements (PIR) and other intelligence obtained by OPFOR patrols indicate the enemy is constructing vehicle fighting positions within its defensive area. The OPFOR element has automatic and antiarmor weapons and light mortars.

**STANDARD:** The OPFOR element attempts to disrupt the enemy's efforts to establish vehicle fighting positions. 1. Locates the defensive area. 2. Surprises the main body. 3. Penetrates the defensive area with squad-size probes. 4. Inflicts casualties on the unit. 5. Destroys vehicles. 6. Disrupts the unit's preparations (prevents or delays beyond the unit's allotted time).

**TASK:** Disrupt an Engineer Reconnaissance (5-OPFOR-0022)

**CONDITION:** The enemy is conducting an engineer reconnaissance. The opposing forces (OPFOR) element is positioned along the enemy's route.

**STANDARD:** The OPFOR element disrupts an engineer reconnaissance. 1. Prevents the unit from meeting its specified time schedule. 2. Forces the unit to deviate from its specified route. 3. Prevents the unit from accomplishing its assigned engineer reconnaissance. 4. Surprises the unit conducting the reconnaissance.

**TASK:** Conduct Terrorist and Saboteur Attacks (5-OPFOR-0005)

**CONDITION:** The opposing forces (OPFOR) element dispatches small teams into the enemy's rear area to disrupt combat service support (CSS) operations.

**STANDARD:** The enemy sustains disrupted command and control (C2), destroyed equipment and supplies, and light casualties. 1. Locates rear support bases and C2 facilities. 2. Delays and disrupts CSS operations through probes. 3. Infiltrates CSS bases to conduct sabotage and terrorist activities. 4. Inflicts light casualties. 5. Destroys supplies and equipment.

**TASK:** Defend a Minefield (5-OPFOR-0023)

**CONDITION:** The enemy is conducting a minefield sweeping operation. The opposing forces (OPFOR) element has a minefield placed in the enemy's path. The minefield is under constant observation and fire.

**STANDARD:** The OPFOR element defends a minefield against an enemy element conducting a minefield sweeping operation. 1. Prevents the unit from detecting the obstacle. 2. Disrupts the minefield sweeping operation. 3. Prevents the unit from conducting the minefield sweeping operation, prevents the unit from moving all personnel through the breach, or delays the completion of the minefield sweeping operation for more than 45 minutes.

**TASK:** Conduct an Ambush (5-OPFOR-0007)

**CONDITION:** The enemy is moving in a convoy. The opposing forces (OPFOR) element is positioned along the enemy's route.

**STANDARD:** The OPFOR element inflicts casualties on the enemy and causes vehicle and equipment damage. 1. Prepares an ambush site before the element arrives. 2. Surprises march element forces. 3. Inflicts heavy casualties within the designated kill zone. 4. Inflicts heavy damage to the vehicles and the equipment within the designated kill zone. 5. Delays the march element from reaching a specified destination for a specified period of time. 6. Withdraws on order. 7. Sustains no casualties. 8. Reports actions to superiors.

**TASK:** Maintain Contact (5-OPFOR-0003)

**CONDITION:** The opposing forces (OPFOR) element is engaged with enemy base-defense forces. The enemy forces are withdrawing under pressure.

**STANDARD:** The OPFOR element maintains enemy contact while the enemy withdraws. 1. Engages the enemy forces decisively. 2. Advances the OPFOR as the enemy forces withdraw. 3. Inflicts heavy casualties. 4. Captures the members of the enemy force. 5. Captures documents and equipment. 6. Safeguards the captured documents, the equipment, and the personnel.

**TASK:** Disrupt a Net Control Station (NCS) (5-OPFOR-0019)

**CONDITION:** The enemy has established a NCS. The opposing forces (OPFOR) element has radio and jamming equipment.

**STANDARD:** The OPFOR element attempts to disrupt an NCS. 1. Attempts to locate the radio frequency that the unit is operating on. 2. Attempts to enter the radio net. 3. Attempts to issue "bogus" orders to a unit on the net. 4. Jams the radio frequency and forces the unit to go to an alternate frequency.

**TASK:** Disrupt Defensive Preparations (5-OPFOR-0018)

**CONDITION:** The opposing forces (OPFOR) element has located the enemy. Priority intelligence requirements (PIR) and other intelligence requirements obtained by OPFOR patrols indicate that the enemy elements are establishing defensive positions. The OPFOR element has automatic and antiarmor weapons and light mortars.

**STANDARD:** The OPFOR element disrupts and delays the enemy's defensive preparations. 1. Locates and penetrates the enemy's security system. 2. Forces the enemy to delay defensive preparations. 3. Disrupts the enemy's obstacle preparations.

**TASK:** Disrupt Enemy Movement and Operations Using Tactical Nuclear Weapons (5-OPFOR-0016)

**CONDITION:** The opposing forces (OPFOR) element has located the enemy. Priority intelligence requirements (PIR) and other intelligence requirements have been obtained by OPFOR patrols. Tactical nuclear weapons are employed against key locations in the rear area.

**STANDARD:** The OPFOR element disrupts enemy movement and operations. 1. Disrupts or delays the movement of the enemy's equipment and supplies to the forward areas. 2. Destroys enemy equipment and supplies. 3. Inflicts a high rate of nuclear casualties among the enemy forces. 4. Denies the enemy the use of specified areas. 5. Contaminates the enemy's equipment and supplies.

**TASK:** Disrupt Quartering Party Operations (5-OPFOR-0017)

**CONDITION:** The enemy is conducting quartering party operations. It has established an assembly area (AA) but has not moved in the main body.

**STANDARD:** The opposing forces (OPFOR) element attempts to disrupt quartering party operations and infiltrate the enemy's AA. 1. Locates the quartering party and the AA. 2. Surprises the main body. 3. Penetrates the AA with squad-size probes. 4. Inflicts personnel casualties and vehicle damage. 5. Disrupts the unit's preparations (prevents or delays beyond the unit's allotted time).

**TASK:** Disrupt Enemy Movement and Operations Using Persistent and Nonpersistent Chemical Weapons (5-OPFOR-0015)

**CONDITION:** The opposing forces (OPFOR) element has located the enemy. Priority intelligence requirements (PIR) and other intelligence requirements have been obtained by OPFOR patrols. The OPFOR units deliver chemical agents, by means of conventional artillery weapons or aircraft, along selected supply routes and key bases in the rear area.

**STANDARD:** The OPFOR element disrupts enemy movement and operations using persistent and nonpersistent chemical weapons. 1. Delivers chemical agents in low and densely wooded areas. 2. Delays the movement of enemy supplies and equipment to the forward areas. 3. Restricts the movement of the enemy units in the rear area. 4. Channels the movement of enemy units into predesignated ambush areas. 5. Contaminates enemy supplies and equipment. 6. Inflicts a high rate of casualties on enemy forces.

**TASK:** Disrupt Movement (5-OPFOR-0014)

**CONDITION:** The enemy is expected to move through the opposing forces (OPFOR) element's area of operations. The OPFOR element has received an operation order (OPORD) or fragmentary order (FRAGO) to disrupt enemy movement. The enemy has the capability to defend with direct fire and antiarmor weapons.

**STANDARD:** The OPFOR element delays enemy movement. 1. Delays the element. 2. Forces the element to deviate from its route. 3. Prevents the element from reaching its destination. 4. Surprises the element's main body.

**TASK:** Counter Passage of Lines (5-OPFOR-0012)

**CONDITION:** Enemy forces are in defensive positions, but they are expected to attempt passage-of-lines operations. The opposing forces (OPFOR) received orders to disrupt enemy passage-of-lines operations.

**STANDARD:** The OPFOR element delays or prevents enemy passage of lines. 1. Delays the passage. 2. Prevents the company from moving all personnel through the stationary unit. 3. Engages the main body of either the moving or the stationary unit.

**TASK:** Disrupt Assembly Area (AA) Activities (5-OPFOR-0013)

**CONDITION:** Intelligence reports indicate that platoon- and company-size enemy units are operating in the opposing forces (OPFOR) area of operations. Enemy units can defend from AAs with direct fire, antiarmor weapons, and indirect fire. The enemy has close air support (CAS) and nuclear, biological, and chemical (NBC) capabilities.

**STANDARD:** The OPFOR element locates and disrupts the enemy's AA activities. 1. Locates the element's AA. 2. Probes the AA with squad- or team-size elements. 3. Inflicts more than 5 percent casualties on the element. 4. Disrupts the element's preparations (prevents or delays beyond the element's allotted time).

**TASK:** Attack (5-OPFOR-0001)

**CONDITION:** The opposing forces (OPFOR) element has located the enemy. The priority intelligence requirements (PIR) and the other intelligence requirements have been obtained by OPFOR patrols. The OPFOR element has automatic and antiarmor weapons and light mortars.

**STANDARD:** The OPFOR element attempts to seize the terrain, the vehicles, or the equipment. 1. Develops an attack plan. 2. Surprises the enemy unit's main body. 3. Initiates the attack using a scheme of maneuver that exploits the enemy's flanks, gaps, and weaknesses. 4. Uses covered and concealed routes to approach the enemy forces' flanks, gaps, or weakly held areas. 5. Employs indirect fire to support the attack. 6. Penetrates enemy defenses. 7. Destroys the equipment and the supplies. 8. Inflicts heavy casualties. 9. Isolates the combat service support (CSS) base by blocking the reinforcements. 10. Forces the enemy units to displace. 11. Avoids being fixed in one position. 12. Withdraws before the CSS base is reinforced with tactical combat forces.

**TASK:** Conduct Air Attacks (5-OPFOR-0002)

**CONDITION:** The opposing forces (OPFOR) element in the rear area has forwarded the positions of the enemy support sites or the locations of moving elements. The OPFOR aircraft have been dispatched to attack enemy installations or convoys.

**STANDARD:** The OPFOR element attempts to delay, disrupt, or damage the enemy targets by air. 1. Locates the target (support sites or convoys). 2. Makes attack runs on the designated targets. 3. Inflicts heavy damage to the selected target. 4. Sustains no loss of aircraft. 5. Delays moving the force for more than one hour.

**TASK:** Conduct Sniper Operations (5-OPFOR-0006)

**CONDITION:** The opposing forces (OPFOR) element has assigned snipers (regular or irregular elements) in the enemy's rear area along the main supply route (MSR) and near support sites.

**STANDARD:** The OPFOR element kills or wounds targets. 1. Sets up a well-concealed location. 2. Engages vehicle drivers or personnel on foot with short bursts of semiautomatic fire. 3. Kills or wounds selected targets. 4. Prevents the position from being discovered by enemy forces. 5. Evacuates the area without being spotted. 6. Reports all specified priority intelligence requirements (PIR) and other intelligence requirements to the OPFOR headquarters (HQ).



**ELEMENT:** Company Headquarters

**TASK:** Provide Company Supply Support (10-2-0320.05-T01A)  
 (DA PAM 710-2-1) (AR 710-2) (FM 3-4)  
 (FM 3-5)

**ITERATION:** 1 2 3 4 5 M (Circle)  
**COMMANDER/LEADER ASSESSMENT:** T P U (Circle)

**CONDITIONS:** The company headquarters (HQ) is receiving requests for supplies from subordinate elements. The equipment and supplies are arriving through supply channels, but additional supplies may be required. Extra small arms and ammunition are stored in the supply area. The unit tactical standing operating procedure (TACSOP) and the battalion operation order (OPORD) are available. The supply area has been established and supply support is a continuous task that is performed simultaneously with other support and operational tasks. Digital units have performed functionality checks, and systems are operational. Some iterations of this task should be performed in MOPP4.

**TASK STANDARDS:** The equipment and supplies are distributed without interfering with mission requirements as established by the TACSOP and the OPORD. At mission-oriented protection posture (MOPP) 4, unit supply support is reduced to the minimum-essential actions. Digital units send and receive reports using frequency-modulated (FM) or digital means according to the unit's TACSOP. The time required to perform this task is increased when conducting it in MOPP 4.

TASK STEPS AND PERFORMANCE MEASURES	GO	NO-GO
<ul style="list-style-type: none"> <li>* 1. The company commander directs unit supply operations.                             <ul style="list-style-type: none"> <li>a. Inspected the supply records and status to ensure compliance with supply regulations, directives, and the TACSOP.</li> <li>b. Directed inventories of the supplies and equipment to calculate assets on hand.</li> <li>c. Inspected the unit's equipment, weapons, and ammunition storage areas for compliance with supply regulations, directives, and the TACSOP.</li> <li>d. Directed the issue of supplies and equipment according to the battalion's guidance and the TACSOP or both sustainment controls.</li> </ul> </li> <li>* 2. The supply sergeant supervises unit supply operations.                             <ul style="list-style-type: none"> <li>a. Inspected the supply status to determine total assets.</li> <li>b. Conducted inventories to calculate assets on hand.</li> <li>c. Developed the supply storage plans.</li> <li>d. Monitored supply transactions to ensure compliance with established supply procedures.</li> <li>e. Supervised the control of weapons and ammunition.</li> <li>f. Prepared input to the material condition status reports (MCSR).</li> </ul> </li> <li>3. Supply personnel request additional supplies.                             <ul style="list-style-type: none"> <li>a. Coordinated requirements with the elements.</li> <li>b. Calculated resupply requirements.</li> <li>c. Recorded requests on the appropriate document register.</li> <li>d. Forwarded resupply requests to the Supply Officer (US Army) (S4).</li> </ul> </li> <li>4. Supply personnel receive supplies.                             <ul style="list-style-type: none"> <li>a. Inspected incoming supplies for quantity and condition.</li> <li>b. Recorded receipt of supplies on the appropriate document register.</li> <li>c. Stored supplies according to the storage plans.</li> <li>d. Notified the requesting element of the availability of supplies for issue.</li> </ul> </li> </ul>		

TASK STEPS AND PERFORMANCE MEASURES	GO	NO-GO
5. Supply personnel issue supplies. <ul style="list-style-type: none"> <li>a. Processed supply requests according to the appropriate regulations, directives, and the TACSOP.</li> <li>b. Prepared transaction documents according to the appropriate regulations, directives, and the TACSOP.</li> <li>c. Issued supplies as prescribed in the commander's guidance.</li> <li>d. Maintained the prescribed copies of the transactions according to the appropriate regulations and directives.</li> </ul> 6. Supply personnel maintain small arms and ammunition. <ul style="list-style-type: none"> <li>a. Controlled stored weapons and ammunition according to the appropriate regulations and command policies.</li> <li>b. Requested ammunition resupply from the S4.</li> <li>c. Performed unit-level maintenance on small arms.</li> <li>d. Forwarded weapons beyond organizational-repair capabilities to the support maintenance elements.</li> </ul>		

TASK PERFORMANCE / EVALUATION SUMMARY BLOCK							
ITERATION	1	2	3	4	5	M	TOTAL
TOTAL TASK STEPS EVALUATED							
TOTAL TASK STEPS "GO"							
TRAINING STATUS "GO"/"NO-GO"							

"\*" indicates a leader task step.

**SUPPORTING INDIVIDUAL TASKS: NONE**

**SUPPORTING COLLECTIVE TASKS: NONE**

**OPFOR TASKS AND STANDARDS**

**TASK:** Surrender to the Capturing Unit on the Battlefield (5-OPFOR-0024)

**CONDITION:** The enemy has captured opposing forces (OPFOR) element's soldiers, documents, and equipment sensitive to the OPFOR tactical operations.

**STANDARD:** The OPFOR soldiers retain or destroy documents and equipment. The OPFOR element surrenders the documents and the equipment of no tactical use to the enemy and attempts to conceal or destroy items of tactical value. The OPFOR element attempts escape and evasion. 1. Prevents the successful capture of the documents and the equipment. 2. Destroys the documents and the equipment. 3. Removes identifying markings from the equipment. 4. Removes unit-identifying insignia. 5. Provides misleading information. 6. Plans an escape. 7. Delays movement to the nearest collection point. 8. Prevents safeguarding of the enemy prisoners of war (EPWs) in order to cause embarrassment to the United States (US).

**TASK:** Disrupt a Route Reconnaissance (5-OPFOR-0021)

**CONDITION:** The enemy is conducting a route reconnaissance. The opposing forces (OPFOR) element is positioned along the enemy's route.

**STANDARD:** The OPFOR element attempts to disrupt a squad/section conducting a route reconnaissance. 1. Prevents the unit from meeting its specified time schedule. 2. Forces the unit to deviate from its specified route. 3. Prevents the unit from reaching its assigned destination. 4. Surprises the squad/section. 5. Inflicts casualties on the unit.

**TASK:** Conduct an Aerial Reconnaissance (5-OPFOR-0010)

**CONDITION:** The opposing forces (OPFOR) headquarters (HQ) element requires intelligence on the locations and identification of the enemy elements. Aircraft is dispatched to take photographs and make a visual inspection of the enemy rear area.

**STANDARD:** The OPFOR element gathers photograph intelligence of the enemy. 1. Photographs the assigned sectors. 2. Makes quick visual checks where the ceiling is low. 3. Locates enemy positions in the area, particularly support and storage bases, and command and control (C2) facilities. 4. Sustains no loss of aircraft. 5. Reports priority intelligence requirements (PIR) and other information requirements to the OPFOR HQ.

**TASK:** Conduct a Raid (5-OPFOR-0004)

**CONDITION:** The opposing forces (OPFOR) element has occupied an objective rally point and has orders to conduct a raid on a combat service support (CSS) base.

**STANDARD:** The OPFOR element infiltrates the enemy's base and destroys all of the targets. 1. Surprises the enemy forces. 2. Assaults the support base and accomplishes the assigned tasks. 3. Destroys the specified equipment and supplies. 4. Avoids being decisively engaged. 5. Withdraws all personnel from the objective areas within the time prescribed. 6. Obtains all priority intelligence requirements (PIR) from the raid site. 7. Sustains only light casualties from enemy fire.

**TASK:** Defeat Obstacles (5-OPFOR-0009)

**CONDITION:** The opposing forces (OPFOR) element encounters an obstacle that blocks the avenue of approach as it advances upon the enemy forces.

**STANDARD:** The OPFOR element bypasses or breaches the enemy obstacle. 1. Detects the obstacle before halting its main body. 2. Defeats the obstacle. a. Bypasses the obstacle without entering the engagement areas. b. Breaches the obstacle within 45 minutes and passes its entire force through the obstacle. 3. Does not incur degradation to the point that the mission must be discontinued.

**TASK:** Conduct an Attack (5-OPFOR-0008)

**CONDITION:** The enemy is conducting tactical operations. The opposing forces (OPFOR) element receives orders to attack the enemy, the area of occupation, or the main supply route (MSR) with smoke.

**STANDARD:** The OPFOR element disrupts the enemy's movement and smoke operations. 1. Determines the delivery method of the smoke attack. 2. Locates the target. 3. Delivers the smoke attack downwind. 4. Attacks the enemy with smoke, and surge attacks when the enemy responds to the smoke.

**TASK:** Disrupt Construction of Vehicle Fighting Positions (5-OPFOR-0020)

**CONDITION:** The opposing forces (OPFOR) element has located the enemy. The priority intelligence requirements (PIR) and other intelligence obtained by OPFOR patrols indicate the enemy is constructing vehicle fighting positions within its defensive area. The OPFOR element has automatic and antiarmor weapons and light mortars.

**STANDARD:** The OPFOR element attempts to disrupt the enemy's efforts to establish vehicle fighting positions. 1. Locates the defensive area. 2. Surprises the main body. 3. Penetrates the defensive area with squad-size probes. 4. Inflicts casualties on the unit. 5. Destroys vehicles. 6. Disrupts the unit's preparations (prevents or delays beyond the unit's allotted time).

**TASK:** Disrupt an Engineer Reconnaissance (5-OPFOR-0022)

**CONDITION:** The enemy is conducting an engineer reconnaissance. The opposing forces (OPFOR) element is positioned along the enemy's route.

**STANDARD:** The OPFOR element disrupts an engineer reconnaissance. 1. Prevents the unit from meeting its specified time schedule. 2. Forces the unit to deviate from its specified route. 3. Prevents the unit from accomplishing its assigned engineer reconnaissance. 4. Surprises the unit conducting the reconnaissance.

**TASK:** Conduct Terrorist and Saboteur Attacks (5-OPFOR-0005)

**CONDITION:** The opposing forces (OPFOR) element dispatches small teams into the enemy's rear area to disrupt combat service support (CSS) operations.

**STANDARD:** The enemy sustains disrupted command and control (C2), destroyed equipment and supplies, and light casualties. 1. Locates rear support bases and C2 facilities. 2. Delays and disrupts CSS operations through probes. 3. Infiltrates CSS bases to conduct sabotage and terrorist activities. 4. Inflicts light casualties. 5. Destroys supplies and equipment.

**TASK:** Defend a Minefield (5-OPFOR-0023)

**CONDITION:** The enemy is conducting a minefield sweeping operation. The opposing forces (OPFOR) element has a minefield placed in the enemy's path. The minefield is under constant observation and fire.

**STANDARD:** The OPFOR element defends a minefield against an enemy element conducting a minefield sweeping operation. 1. Prevents the unit from detecting the obstacle. 2. Disrupts the minefield sweeping operation. 3. Prevents the unit from conducting the minefield sweeping operation, prevents the unit from moving all personnel through the breach, or delays the completion of the minefield sweeping operation for more than 45 minutes.

**TASK:** Conduct an Ambush (5-OPFOR-0007)

**CONDITION:** The enemy is moving in a convoy. The opposing forces (OPFOR) element is positioned along the enemy's route.

**STANDARD:** The OPFOR element inflicts casualties on the enemy and causes vehicle and equipment damage. 1. Prepares an ambush site before the element arrives. 2. Surprises march element forces. 3. Inflicts heavy casualties within the designated kill zone. 4. Inflicts heavy damage to the vehicles and the equipment within the designated kill zone. 5. Delays the march element from reaching a specified destination for a specified period of time. 6. Withdraws on order. 7. Sustains no casualties. 8. Reports actions to superiors.

**TASK:** Maintain Contact (5-OPFOR-0003)

**CONDITION:** The opposing forces (OPFOR) element is engaged with enemy base-defense forces. The enemy forces are withdrawing under pressure.

**STANDARD:** The OPFOR element maintains enemy contact while the enemy withdraws. 1. Engages the enemy forces decisively. 2. Advances the OPFOR as the enemy forces withdraw. 3. Inflicts heavy casualties. 4. Captures the members of the enemy force. 5. Captures documents and equipment. 6. Safeguards the captured documents, the equipment, and the personnel.

**TASK:** Disrupt a Net Control Station (NCS) (5-OPFOR-0019)

**CONDITION:** The enemy has established a NCS. The opposing forces (OPFOR) element has radio and jamming equipment.

**STANDARD:** The OPFOR element attempts to disrupt an NCS. 1. Attempts to locate the radio frequency that the unit is operating on. 2. Attempts to enter the radio net. 3. Attempts to issue "bogus" orders to a unit on the net. 4. Jams the radio frequency and forces the unit to go to an alternate frequency.

**TASK:** Disrupt Defensive Preparations (5-OPFOR-0018)

**CONDITION:** The opposing forces (OPFOR) element has located the enemy. Priority intelligence requirements (PIR) and other intelligence requirements obtained by OPFOR patrols indicate that the enemy elements are establishing defensive positions. The OPFOR element has automatic and antiarmor weapons and light mortars.

**STANDARD:** The OPFOR element disrupts and delays the enemy's defensive preparations. 1. Locates and penetrates the enemy's security system. 2. Forces the enemy to delay defensive preparations. 3. Disrupts the enemy's obstacle preparations.

**TASK:** Disrupt Enemy Movement and Operations Using Tactical Nuclear Weapons (5-OPFOR-0016)

**CONDITION:** The opposing forces (OPFOR) element has located the enemy. Priority intelligence requirements (PIR) and other intelligence requirements have been obtained by OPFOR patrols. Tactical nuclear weapons are employed against key locations in the rear area.

**STANDARD:** The OPFOR element disrupts enemy movement and operations. 1. Disrupts or delays the movement of the enemy's equipment and supplies to the forward areas. 2. Destroys enemy equipment and supplies. 3. Inflicts a high rate of nuclear casualties among the enemy forces. 4. Denies the enemy the use of specified areas. 5. Contaminates the enemy's equipment and supplies.

**TASK:** Disrupt Quartering Party Operations (5-OPFOR-0017)

**CONDITION:** The enemy is conducting quartering party operations. It has established an assembly area (AA) but has not moved in the main body.

**STANDARD:** The opposing forces (OPFOR) element attempts to disrupt quartering party operations and infiltrate the enemy's AA. 1. Locates the quartering party and the AA. 2. Surprises the main body. 3. Penetrates the AA with squad-size probes. 4. Inflicts personnel casualties and vehicle damage. 5. Disrupts the unit's preparations (prevents or delays beyond the unit's allotted time).

**TASK:** Disrupt Enemy Movement and Operations Using Persistent and Nonpersistent Chemical Weapons (5-OPFOR-0015)

**CONDITION:** The opposing forces (OPFOR) element has located the enemy. Priority intelligence requirements (PIR) and other intelligence requirements have been obtained by OPFOR patrols. The OPFOR units deliver chemical agents, by means of conventional artillery weapons or aircraft, along selected supply routes and key bases in the rear area.

**STANDARD:** The OPFOR element disrupts enemy movement and operations using persistent and nonpersistent chemical weapons. 1. Delivers chemical agents in low and densely wooded areas. 2. Delays the movement of enemy supplies and equipment to the forward areas. 3. Restricts the movement of the enemy units in the rear area. 4. Channels the movement of enemy units into predesignated ambush areas. 5. Contaminates enemy supplies and equipment. 6. Inflicts a high rate of casualties on enemy forces.

**TASK:** Disrupt Movement (5-OPFOR-0014)

**CONDITION:** The enemy is expected to move through the opposing forces (OPFOR) element's area of operations. The OPFOR element has received an operation order (OPORD) or fragmentary order (FRAGO) to disrupt enemy movement. The enemy has the capability to defend with direct fire and antiarmor weapons.

**STANDARD:** The OPFOR element delays enemy movement. 1. Delays the element. 2. Forces the element to deviate from its route. 3. Prevents the element from reaching its destination. 4. Surprises the element's main body.

**TASK:** Counter Passage of Lines (5-OPFOR-0012)

**CONDITION:** Enemy forces are in defensive positions, but they are expected to attempt passage-of-lines operations. The opposing forces (OPFOR) received orders to disrupt enemy passage-of-lines operations.

**STANDARD:** The OPFOR element delays or prevents enemy passage of lines. 1. Delays the passage. 2. Prevents the company from moving all personnel through the stationary unit. 3. Engages the main body of either the moving or the stationary unit.

**TASK:** Disrupt Assembly Area (AA) Activities (5-OPFOR-0013)

**CONDITION:** Intelligence reports indicate that platoon- and company-size enemy units are operating in the opposing forces (OPFOR) area of operations. Enemy units can defend from AAs with direct fire, antiarmor weapons, and indirect fire. The enemy has close air support (CAS) and nuclear, biological, and chemical (NBC) capabilities.

**STANDARD:** The OPFOR element locates and disrupts the enemy's AA activities. 1. Locates the element's AA. 2. Probes the AA with squad- or team-size elements. 3. Inflicts more than 5 percent casualties on the element. 4. Disrupts the element's preparations (prevents or delays beyond the element's allotted time).

**TASK:** Attack (5-OPFOR-0001)

**CONDITION:** The opposing forces (OPFOR) element has located the enemy. The priority intelligence requirements (PIR) and the other intelligence requirements have been obtained by OPFOR patrols. The OPFOR element has automatic and antiarmor weapons and light mortars.

**STANDARD:** The OPFOR element attempts to seize the terrain, the vehicles, or the equipment. 1. Develops an attack plan. 2. Surprises the enemy unit's main body. 3. Initiates the attack using a scheme of maneuver that exploits the enemy's flanks, gaps, and weaknesses. 4. Uses covered and concealed routes to approach the enemy forces' flanks, gaps, or weakly held areas. 5. Employs indirect fire to support the attack. 6. Penetrates enemy defenses. 7. Destroys the equipment and the supplies. 8. Inflicts heavy casualties. 9. Isolates the combat service support (CSS) base by blocking the reinforcements. 10. Forces the enemy units to displace. 11. Avoids being fixed in one position. 12. Withdraws before the CSS base is reinforced with tactical combat forces.

**TASK:** Conduct Air Attacks (5-OPFOR-0002)

**CONDITION:** The opposing forces (OPFOR) element in the rear area has forwarded the positions of the enemy support sites or the locations of moving elements. The OPFOR aircraft have been dispatched to attack enemy installations or convoys.

**STANDARD:** The OPFOR element attempts to delay, disrupt, or damage the enemy targets by air. 1. Locates the target (support sites or convoys). 2. Makes attack runs on the designated targets. 3. Inflicts heavy damage to the selected target. 4. Sustains no loss of aircraft. 5. Delays moving the force for more than one hour.

**TASK:** Conduct Sniper Operations (5-OPFOR-0006)

**CONDITION:** The opposing forces (OPFOR) element has assigned snipers (regular or irregular elements) in the enemy's rear area along the main supply route (MSR) and near support sites.

**STANDARD:** The OPFOR element kills or wounds targets. 1. Sets up a well-concealed location. 2. Engages vehicle drivers or personnel on foot with short bursts of semiautomatic fire. 3. Kills or wounds selected targets. 4. Prevents the position from being discovered by enemy forces. 5. Evacuates the area without being spotted. 6. Reports all specified priority intelligence requirements (PIR) and other intelligence requirements to the OPFOR headquarters (HQ).

**ELEMENTS:** Company Headquarters  
 Communication Section  
 Company

**TASK:** Operate a Telephone Switch (Manual/SB22/PT) (11-5-0050.05-T01A)  
 (TC 24-20) (TM 11-5805-262-12)

**ITERATION:** 1 2 3 4 5 (Circle)

**COMMANDER/LEADER ASSESSMENT:** T P U (Circle)

**CONDITIONS:** The platoon occupies a defensive position and is directed to establish wire communications. Digital units have performed functionality checks, and systems are operational. This task should not be trained in MOPP4.

**TASK STANDARDS:** The platoon installs wire, a switchboard (SB), and telephones to establish and maintain communications with subordinate elements no later than the time specified in the operation order (OPORD). Digital units send and receive reports using frequency-modulated (FM) or digital means.

TASK STEPS AND PERFORMANCE MEASURES	GO	NO-GO
<ol style="list-style-type: none"> <li>1. Designated personnel operate a telephone SB.                             <ol style="list-style-type: none"> <li>a. Inspected the SB22/PT for accountability and serviceability according to the packing list and Technical Manual (TM) 11-5805-262-12. If the packing list was not available, used the end-item list to check the components.</li> <li>b. Positioned the telephone SB on a flat surface, such as a table, a packing box, or a ledge in a foxhole, but not directly on the ground. Used a poncho, a shelter half, or canvas to protect the SB from the elements.</li> <li>c. Laid the SB on its side with its nameplate up.</li> <li>d. Grounded the equipment according to the grounding techniques specified in TM 11-5805-262-12.</li> <li>e. Performed the SB preoperation procedures according to TM 11-5805-262-12.</li> <li>f. Labeled the SB according to the unit's standing operating procedure (SOP).</li> <li>g. Connected local and trunk wire lines.</li> </ol> </li> <li>2. Designated personnel install the internal wiring and telephones.                             <ol style="list-style-type: none"> <li>a. Tested the field wire or cable before installation.</li> <li>b. Laid the field wire and installed telephones according to the priority established by the platoon leader.</li> <li>c. Secured the field wire at starting points and at changes of direction to reduce strain.</li> <li>d. Used proper hardware (anything that did not cut or damage the wire) and ties (basket hitch, loop knot, clove hitch, or drop loop) for hanging tension bridges and securing points.</li> <li>e. Tagged the wire ties.</li> <li>f. Enhanced concealment using the terrain and vegetation.</li> <li>g. Ensured that the overhead wire construction met clearance requirements of at least 5.5 meters above secondary roads and 7.2 meters above primary roads.</li> </ol> </li> <li>3. Designated personnel operate the telephone SB.                             <ol style="list-style-type: none"> <li>a. Tested the SB22/PT by performing communication checks with all users to ensure that the SB was operational.</li> <li>b. Processed calls.</li> </ol> </li> </ol>		



TASK STEPS AND PERFORMANCE MEASURES	GO	NO-GO
c. Performed preventive-maintenance checks and services (PMCS) on the telephone SB according to TM 11-5805-262-12.  4. Designated personnel inform the platoon leader when wire communications are established.  5. Designated personnel perform PMCS on the field wire or cable lines. a. Maintained a 20-percent slack in the field wire or cable lines. b. Kept all wire splices and cable locks clear of standing water.		

TASK PERFORMANCE / EVALUATION SUMMARY BLOCK							
ITERATION	1	2	3	4	5		TOTAL
TOTAL TASK STEPS EVALUATED							
TOTAL TASK STEPS "GO"							
TRAINING STATUS "GO"/"NO-GO"							

"\*\*" indicates a leader task step.

**SUPPORTING INDIVIDUAL TASKS: NONE**

**SUPPORTING COLLECTIVE TASKS: NONE**

**OPFOR TASKS AND STANDARDS**

**TASK:** Disrupt a Route Reconnaissance (5-OPFOR-0021)

**CONDITION:** The enemy is conducting a route reconnaissance. The opposing forces (OPFOR) element is positioned along the enemy's route.

**STANDARD:** The OPFOR element attempts to disrupt a squad/section conducting a route reconnaissance. 1. Prevents the unit from meeting its specified time schedule. 2. Forces the unit to deviate from its specified route. 3. Prevents the unit from reaching its assigned destination. 4. Surprises the squad/section. 5. Inflicts casualties on the unit.

**TASK:** Conduct an Aerial Reconnaissance (5-OPFOR-0010)

**CONDITION:** The opposing forces (OPFOR) headquarters (HQ) element requires intelligence on the locations and identification of the enemy elements. Aircraft is dispatched to take photographs and make a visual inspection of the enemy rear area.

**STANDARD:** The OPFOR element gathers photograph intelligence of the enemy. 1. Photographs the assigned sectors. 2. Makes quick visual checks where the ceiling is low. 3. Locates enemy positions in the area, particularly support and storage bases, and command and control (C2) facilities. 4. Sustains no loss of aircraft. 5. Reports priority intelligence requirements (PIR) and other information requirements to the OPFOR HQ.

**TASK:** Conduct a Raid (5-OPFOR-0004)

**CONDITION:** The opposing forces (OPFOR) element has occupied an objective rally point and has orders to conduct a raid on a combat service support (CSS) base.

**STANDARD:** The OPFOR element infiltrates the enemy's base and destroys all of the targets. 1. Surprises the enemy forces. 2. Assaults the support base and accomplishes the assigned tasks. 3. Destroys the specified equipment and supplies. 4. Avoids being decisively engaged. 5. Withdraws all personnel from the objective areas within the time prescribed. 6. Obtains all priority intelligence requirements (PIR) from the raid site. 7. Sustains only light casualties from enemy fire.

**TASK:** Defeat Obstacles (5-OPFOR-0009)

**CONDITION:** The opposing forces (OPFOR) element encounters an obstacle that blocks the avenue of approach as it advances upon the enemy forces.

**STANDARD:** The OPFOR element bypasses or breaches the enemy obstacle. 1. Detects the obstacle before halting its main body. 2. Defeats the obstacle. a. Bypasses the obstacle without entering the engagement areas. b. Breaches the obstacle within 45 minutes and passes its entire force through the obstacle. 3. Does not incur degradation to the point that the mission must be discontinued.

**TASK:** Conduct an Attack (5-OPFOR-0008)

**CONDITION:** The enemy is conducting tactical operations. The opposing forces (OPFOR) element receives orders to attack the enemy, the area of occupation, or the main supply route (MSR) with smoke.

**STANDARD:** The OPFOR element disrupts the enemy's movement and smoke operations. 1. Determines the delivery method of the smoke attack. 2. Locates the target. 3. Delivers the smoke attack downwind. 4. Attacks the enemy with smoke, and surge attacks when the enemy responds to the smoke.

**TASK:** Disrupt Construction of Vehicle Fighting Positions (5-OPFOR-0020)

**CONDITION:** The opposing forces (OPFOR) element has located the enemy. The priority intelligence requirements (PIR) and other intelligence obtained by OPFOR patrols indicate the enemy is constructing vehicle fighting positions within its defensive area. The OPFOR element has automatic and antiarmor weapons and light mortars.

**STANDARD:** The OPFOR element attempts to disrupt the enemy's efforts to establish vehicle fighting positions. 1. Locates the defensive area. 2. Surprises the main body. 3. Penetrates the defensive area with squad-size probes. 4. Inflicts casualties on the unit. 5. Destroys vehicles. 6. Disrupts the unit's preparations (prevents or delays beyond the unit's allotted time).

**TASK:** Disrupt an Engineer Reconnaissance (5-OPFOR-0022)

**CONDITION:** The enemy is conducting an engineer reconnaissance. The opposing forces (OPFOR) element is positioned along the enemy's route.

**STANDARD:** The OPFOR element disrupts an engineer reconnaissance. 1. Prevents the unit from meeting its specified time schedule. 2. Forces the unit to deviate from its specified route. 3. Prevents the unit from accomplishing its assigned engineer reconnaissance. 4. Surprises the unit conducting the reconnaissance.

**TASK:** Conduct Terrorist and Saboteur Attacks (5-OPFOR-0005)

**CONDITION:** The opposing forces (OPFOR) element dispatches small teams into the enemy's rear area to disrupt combat service support (CSS) operations.

**STANDARD:** The enemy sustains disrupted command and control (C2), destroyed equipment and supplies, and light casualties. 1. Locates rear support bases and C2 facilities. 2. Delays and disrupts CSS operations through probes. 3. Infiltrates CSS bases to conduct sabotage and terrorist activities. 4. Inflicts light casualties. 5. Destroys supplies and equipment.

**TASK:** Defend a Minefield (5-OPFOR-0023)

**CONDITION:** The enemy is conducting a minefield sweeping operation. The opposing forces (OPFOR) element has a minefield placed in the enemy's path. The minefield is under constant observation and fire.

**STANDARD:** The OPFOR element defends a minefield against an enemy element conducting a minefield sweeping operation. 1. Prevents the unit from detecting the obstacle. 2. Disrupts the minefield sweeping operation. 3. Prevents the unit from conducting the minefield sweeping operation, prevents the unit from moving all personnel through the breach, or delays the completion of the minefield sweeping operation for more than 45 minutes.

**TASK:** Conduct an Ambush (5-OPFOR-0007)

**CONDITION:** The enemy is moving in a convoy. The opposing forces (OPFOR) element is positioned along the enemy's route.

**STANDARD:** The OPFOR element inflicts casualties on the enemy and causes vehicle and equipment damage. 1. Prepares an ambush site before the element arrives. 2. Surprises march element forces. 3. Inflicts heavy casualties within the designated kill zone. 4. Inflicts heavy damage to the vehicles and the equipment within the designated kill zone. 5. Delays the march element from reaching a specified destination for a specified period of time. 6. Withdraws on order. 7. Sustains no casualties. 8. Reports actions to superiors.

**TASK:** Maintain Contact (5-OPFOR-0003)

**CONDITION:** The opposing forces (OPFOR) element is engaged with enemy base-defense forces. The enemy forces are withdrawing under pressure.

**STANDARD:** The OPFOR element maintains enemy contact while the enemy withdraws. 1. Engages the enemy forces decisively. 2. Advances the OPFOR as the enemy forces withdraw. 3. Inflicts heavy casualties. 4. Captures the members of the enemy force. 5. Captures documents and equipment. 6. Safeguards the captured documents, the equipment, and the personnel.

**TASK:** Surrender to the Capturing Unit on the Battlefield (5-OPFOR-0024)

**CONDITION:** The enemy has captured opposing forces (OPFOR) element's soldiers, documents, and equipment sensitive to the OPFOR tactical operations.

**STANDARD:** The OPFOR soldiers retain or destroy documents and equipment. The OPFOR element surrenders the documents and the equipment of no tactical use to the enemy and attempts to conceal or destroy items of tactical value. The OPFOR element attempts escape and evasion. 1. Prevents the successful capture of the documents and the equipment. 2. Destroys the documents and the equipment. 3. Removes identifying markings from the equipment. 4. Removes unit-identifying insignia. 5. Provides misleading information. 6. Plans an escape. 7. Delays movement to the nearest collection point. 8. Prevents safeguarding of the enemy prisoners of war (EPWs) in order to cause embarrassment to the United States (US).

**TASK:** Disrupt a Net Control Station (NCS) (5-OPFOR-0019)

**CONDITION:** The enemy has established a NCS. The opposing forces (OPFOR) element has radio and jamming equipment.

**STANDARD:** The OPFOR element attempts to disrupt an NCS. 1. Attempts to locate the radio frequency that the unit is operating on. 2. Attempts to enter the radio net. 3. Attempts to issue "bogus" orders to a unit on the net. 4. Jams the radio frequency and forces the unit to go to an alternate frequency.

**TASK:** Disrupt Defensive Preparations (5-OPFOR-0018)

**CONDITION:** The opposing forces (OPFOR) element has located the enemy. Priority intelligence requirements (PIR) and other intelligence requirements obtained by OPFOR patrols indicate that the enemy elements are establishing defensive positions. The OPFOR element has automatic and antiarmor weapons and light mortars.

**STANDARD:** The OPFOR element disrupts and delays the enemy's defensive preparations. 1. Locates and penetrates the enemy's security system. 2. Forces the enemy to delay defensive preparations. 3. Disrupts the enemy's obstacle preparations.

**TASK:** Disrupt Enemy Movement and Operations Using Tactical Nuclear Weapons (5-OPFOR-0016)

**CONDITION:** The opposing forces (OPFOR) element has located the enemy. Priority intelligence requirements (PIR) and other intelligence requirements have been obtained by OPFOR patrols. Tactical nuclear weapons are employed against key locations in the rear area.

**STANDARD:** The OPFOR element disrupts enemy movement and operations. 1. Disrupts or delays the movement of the enemy's equipment and supplies to the forward areas. 2. Destroys enemy equipment and supplies. 3. Inflicts a high rate of nuclear casualties among the enemy forces. 4. Denies the enemy the use of specified areas. 5. Contaminates the enemy's equipment and supplies.

**TASK:** Disrupt Quartering Party Operations (5-OPFOR-0017)

**CONDITION:** The enemy is conducting quartering party operations. It has established an assembly area (AA) but has not moved in the main body.

**STANDARD:** The opposing forces (OPFOR) element attempts to disrupt quartering party operations and infiltrate the enemy's AA. 1. Locates the quartering party and the AA. 2. Surprises the main body. 3. Penetrates the AA with squad-size probes. 4. Inflicts personnel casualties and vehicle damage. 5. Disrupts the unit's preparations (prevents or delays beyond the unit's allotted time).

**TASK:** Disrupt Enemy Movement and Operations Using Persistent and Nonpersistent Chemical Weapons (5-OPFOR-0015)

**CONDITION:** The opposing forces (OPFOR) element has located the enemy. Priority intelligence requirements (PIR) and other intelligence requirements have been obtained by OPFOR patrols. The OPFOR units deliver chemical agents, by means of conventional artillery weapons or aircraft, along selected supply routes and key bases in the rear area.

**STANDARD:** The OPFOR element disrupts enemy movement and operations using persistent and nonpersistent chemical weapons. 1. Delivers chemical agents in low and densely wooded areas. 2. Delays the movement of enemy supplies and equipment to the forward areas. 3. Restricts the movement of the enemy units in the rear area. 4. Channels the movement of enemy units into predesignated ambush areas. 5. Contaminates enemy supplies and equipment. 6. Inflicts a high rate of casualties on enemy forces.

**TASK:** Disrupt Movement (5-OPFOR-0014)

**CONDITION:** The enemy is expected to move through the opposing forces (OPFOR) element's area of operations. The OPFOR element has received an operation order (OPORD) or fragmentary order (FRAGO) to disrupt enemy movement. The enemy has the capability to defend with direct fire and antiarmor weapons.

**STANDARD:** The OPFOR element delays enemy movement. 1. Delays the element. 2. Forces the element to deviate from its route. 3. Prevents the element from reaching its destination. 4. Surprises the element's main body.

**TASK:** Counter Passage of Lines (5-OPFOR-0012)

**CONDITION:** Enemy forces are in defensive positions, but they are expected to attempt passage-of-lines operations. The opposing forces (OPFOR) received orders to disrupt enemy passage-of-lines operations.

**STANDARD:** The OPFOR element delays or prevents enemy passage of lines. 1. Delays the passage. 2. Prevents the company from moving all personnel through the stationary unit. 3. Engages the main body of either the moving or the stationary unit.

**TASK:** Disrupt Assembly Area (AA) Activities (5-OPFOR-0013)

**CONDITION:** Intelligence reports indicate that platoon- and company-size enemy units are operating in the opposing forces (OPFOR) area of operations. Enemy units can defend from AAs with direct fire, antiarmor weapons, and indirect fire. The enemy has close air support (CAS) and nuclear, biological, and chemical (NBC) capabilities.

**STANDARD:** The OPFOR element locates and disrupts the enemy's AA activities. 1. Locates the element's AA. 2. Probes the AA with squad- or team-size elements. 3. Inflicts more than 5 percent casualties on the element. 4. Disrupts the element's preparations (prevents or delays beyond the element's allotted time).

**TASK:** Attack (5-OPFOR-0001)

**CONDITION:** The opposing forces (OPFOR) element has located the enemy. The priority intelligence requirements (PIR) and the other intelligence requirements have been obtained by OPFOR patrols. The OPFOR element has automatic and antiarmor weapons and light mortars.

**STANDARD:** The OPFOR element attempts to seize the terrain, the vehicles, or the equipment. 1. Develops an attack plan. 2. Surprises the enemy unit's main body. 3. Initiates the attack using a scheme of maneuver that exploits the enemy's flanks, gaps, and weaknesses. 4. Uses covered and concealed routes to approach the enemy forces' flanks, gaps, or weakly held areas. 5. Employs indirect fire to support the attack. 6. Penetrates enemy defenses. 7. Destroys the equipment and the supplies. 8. Inflicts heavy casualties. 9. Isolates the combat service support (CSS) base by blocking the reinforcements. 10. Forces the enemy units to displace. 11. Avoids being fixed in one position. 12. Withdraws before the CSS base is reinforced with tactical combat forces.

**TASK:** Conduct Sniper Operations (5-OPFOR-0006)

**CONDITION:** The opposing forces (OPFOR) element has assigned snipers (regular or irregular elements) in the enemy's rear area along the main supply route (MSR) and near support sites.

**STANDARD:** The OPFOR element kills or wounds targets. 1. Sets up a well-concealed location. 2. Engages vehicle drivers or personnel on foot with short bursts of semiautomatic fire. 3. Kills or wounds selected targets. 4. Prevents the position from being discovered by enemy forces. 5. Evacuates the area without being spotted. 6. Reports all specified priority intelligence requirements (PIR) and other intelligence requirements to the OPFOR headquarters (HQ).

**TASK:** Conduct Air Attacks (5-OPFOR-0002)

**CONDITION:** The opposing forces (OPFOR) element in the rear area has forwarded the positions of the enemy support sites or the locations of moving elements. The OPFOR aircraft have been dispatched to attack enemy installations or convoys.

**STANDARD:** The OPFOR element attempts to delay, disrupt, or damage the enemy targets by air. 1. Locates the target (support sites or convoys). 2. Makes attack runs on the designated targets. 3. Inflicts heavy damage to the selected target. 4. Sustains no loss of aircraft. 5. Delays moving the force for more than one hour.

- ELEMENTS:** Section  
 Company Headquarters  
 Treatment Team  
 Ambulance Team  
 Combat Medical Section  
 Equipment Platoon Headquarters  
 Construction Equipment Section  
 Asphalt and Concrete Section  
 Dump Truck Section

**TASK:** Install, Operate, and Maintain a Single-Channel Voice Radio Station (AM) (11-5-0101.05-T01A)  
 (FM 24-18) (FM 20-3) (FM 24-19)  
 (FM 24-33) (FM 24-35) (FM 24-35-1)  
 (TM 11-5805-201-12)

**ITERATION:** 1 2 3 4 5 M (Circle)  
**COMMANDER/LEADER ASSESSMENT:** T P U (Circle)

**CONDITIONS:** The team has been given signal operation instructions (SOI) and signal supplemental instructions (SSI) extracts, a current key list or appropriate keying device (if secure speech equipment is authorized), a radio-net diagram, a map, and the grid coordinates of the net control station (NCS) and other stations. Situational hazards such as a nuclear, biological, and chemical (NBC) environment, limited visibility, weather, and opposing forces (OPFOR) may exist. Some iterations of this task should be performed in MOPP4.

**TASK STANDARDS:** The radio is installed at a designated location according to the times in the operation plan (OPLAN) or the operation order (OPORD). The time required to perform this task is increased when conducting it in mission-oriented protection posture (MOPP) 4.

TASK STEPS AND PERFORMANCE MEASURES	GO	NO-GO
* 1. The team chief selects the site for the equipment placement. <ul style="list-style-type: none"> <li>a. Selected the site for the antenna masts.</li> <li>b. Ensured that the location provided the best possible cover and concealment.</li> <li>c. Ensured that the location provided the best possible physical security.</li> <li>d. Ensured that the location provided access to at least one escape route from the OPFOR.</li> <li>e. Established and maintained physical security or control of communications security (COMSEC) materials and documents containing essential elements of friendly information (EEFI).</li> </ul> 2. The team installs the radio set. <ul style="list-style-type: none"> <li>a. Checked the set before operation.</li> <li>b. Ensured for proper grounding connections.</li> <li>c. Ensured for proper cable connections.</li> <li>d. Extracted the appropriate call signals, suffixes, and frequency from the SOI and SSI.</li> <li>e. Completed all necessary presets.</li> <li>f. Loaded encryption devices.</li> </ul> 3. The team places the radio set into operation. <ul style="list-style-type: none"> <li>a. Implemented preliminary starting procedures.</li> <li>b. Conducted starting procedures.</li> <li>c. Conducted tuning procedures.</li> </ul>		

TASK STEPS AND PERFORMANCE MEASURES	GO	NO-GO
<ul style="list-style-type: none"> <li>d. Entered the radio net and correctly authenticated.</li> <li>e. Performed during-operation preventive-maintenance checks and services (PMCS).</li> </ul> <p>4. The team extends the range of the radio station.</p> <ul style="list-style-type: none"> <li>a. Constructed a doublet antenna.</li> <li>b. Oriented the antenna broadside to the most distant station.</li> <li>c. Ensured that the service selector switch was in the standby position.</li> <li>d. Accomplished the transition from the whip antenna to the doublet antenna with minimum interruption of service.</li> <li>e. Connected the antenna lead-in to the radio set.</li> <li>f. Referred to the doublet frequency chart for the antenna load and tune presets.</li> <li>g. Tuned the radio set to the doublet antenna.</li> <li>h. Conducted a communications check with a distant station.</li> </ul> <p>5. The team installs the radio set at a remote site.</p> <ul style="list-style-type: none"> <li>a. Prepared a remote-control grip for operation.</li> <li>b. Connected local control to the radio set.</li> <li>c. Installed field wire to the remote site.</li> <li>d. Connected the remote control to the field wire.</li> <li>e. Conducted an operational check.</li> </ul> <p>6. The team installs the generator set, if applicable.</p> <ul style="list-style-type: none"> <li>a. Conducted preoperational PMCS.</li> <li>b. Grounded the generator set.</li> <li>c. Connected the power cable.</li> <li>d. Performed starting procedures.</li> <li>e. Started the generator set.</li> <li>f. Accomplished the transition to generator power with minimum interruption of communications.</li> <li>g. Constructed a sound barrier and screening system to muffle noise and minimize the heat signal.</li> <li>h. Established the fire point.</li> <li>i. Established the fuel point.</li> </ul> <p>7. The team employs preventive electronic countercountermeasures (ECCM) techniques.</p> <ul style="list-style-type: none"> <li>a. Minimized transmission.</li> <li>b. Transmitted quickly and precisely.</li> <li>c. Used an antenna with the shortest feasible range.</li> <li>d. Used a directional antenna.</li> <li>e. Selected a site that masked the transmitted signal from enemy interception.</li> <li>f. Practiced the proper radiotelephone operator (RATELO) procedures.</li> <li>g. Encrypted all EEFI data.</li> <li>h. Used COMSEC equipment, when available.</li> </ul> <p>8. The team implements remedial ECCM techniques.</p> <ul style="list-style-type: none"> <li>a. Recognized jamming or interference.</li> <li>b. Determined if the interference was from an internal or external source.</li> <li>c. Determined if the interference was intentional or unintentional.</li> <li>d. Notified the immediate supervisor of suspected jamming.</li> <li>e. Continued to operate.</li> <li>f. Adjusted or changed antennas.</li> <li>g. Used alternate communications route.</li> <li>h. Requested frequency change.</li> </ul>		



TASK STEPS AND PERFORMANCE MEASURES	GO	NO-GO
i. Submitted a meaconing, intrusion, jamming, and interference (MIJI) feeder report.  9. The team assumes NCS duties. <ul style="list-style-type: none"> <li>a. Challenged and required that stations in the net reply as required by the SOI and SSI.</li> <li>b. Opened and closed the net.</li> <li>c. Controlled the entry and departure of stations.</li> <li>d. Monitored the net and corrected errors in operating procedures.</li> <li>e. Imposed or lifted the station's listening silence.</li> <li>f. Controlled a directed net.</li> <li>g. Passed all interference reports to the signal officer as soon as possible.</li> </ul>		

TASK PERFORMANCE / EVALUATION SUMMARY BLOCK							
ITERATION	1	2	3	4	5	M	TOTAL
TOTAL TASK STEPS EVALUATED							
TOTAL TASK STEPS "GO"							
TRAINING STATUS "GO"/"NO-GO"							

"\*" indicates a leader task step.

**SUPPORTING INDIVIDUAL TASKS: NONE**

**SUPPORTING COLLECTIVE TASKS: NONE**

**OPFOR TASKS AND STANDARDS**

**TASK:** Disrupt a Route Reconnaissance (5-OPFOR-0021)

**CONDITION:** The enemy is conducting a route reconnaissance. The opposing forces (OPFOR) element is positioned along the enemy's route.

**STANDARD:** The OPFOR element attempts to disrupt a squad/section conducting a route reconnaissance. 1. Prevents the unit from meeting its specified time schedule. 2. Forces the unit to deviate from its specified route. 3. Prevents the unit from reaching its assigned destination. 4. Surprises the squad/section. 5. Inflicts casualties on the unit.

**TASK:** Conduct an Aerial Reconnaissance (5-OPFOR-0010)

**CONDITION:** The opposing forces (OPFOR) headquarters (HQ) element requires intelligence on the locations and identification of the enemy elements. Aircraft is dispatched to take photographs and make a visual inspection of the enemy rear area.

**STANDARD:** The OPFOR element gathers photograph intelligence of the enemy. 1. Photographs the assigned sectors. 2. Makes quick visual checks where the ceiling is low. 3. Locates enemy positions in the area, particularly support and storage bases, and command and control (C2) facilities. 4. Sustains no loss of aircraft. 5. Reports priority intelligence requirements (PIR) and other information requirements to the OPFOR HQ.

**TASK:** Conduct a Raid (5-OPFOR-0004)

**CONDITION:** The opposing forces (OPFOR) element has occupied an objective rally point and has orders to conduct a raid on a combat service support (CSS) base.

**STANDARD:** The OPFOR element infiltrates the enemy's base and destroys all of the targets. 1. Surprises the enemy forces. 2. Assaults the support base and accomplishes the assigned tasks. 3. Destroys the specified equipment and supplies. 4. Avoids being decisively engaged. 5. Withdraws all personnel from the objective areas within the time prescribed. 6. Obtains all priority intelligence requirements (PIR) from the raid site. 7. Sustains only light casualties from enemy fire.

**TASK:** Defeat Obstacles (5-OPFOR-0009)

**CONDITION:** The opposing forces (OPFOR) element encounters an obstacle that blocks the avenue of approach as it advances upon the enemy forces.

**STANDARD:** The OPFOR element bypasses or breaches the enemy obstacle. 1. Detects the obstacle before halting its main body. 2. Defeats the obstacle. a. Bypasses the obstacle without entering the engagement areas. b. Breaches the obstacle within 45 minutes and passes its entire force through the obstacle. 3. Does not incur degradation to the point that the mission must be discontinued.

**TASK:** Conduct an Attack (5-OPFOR-0008)

**CONDITION:** The enemy is conducting tactical operations. The opposing forces (OPFOR) element receives orders to attack the enemy, the area of occupation, or the main supply route (MSR) with smoke.

**STANDARD:** The OPFOR element disrupts the enemy's movement and smoke operations. 1. Determines the delivery method of the smoke attack. 2. Locates the target. 3. Delivers the smoke attack downwind. 4. Attacks the enemy with smoke, and surge attacks when the enemy responds to the smoke.

**TASK:** Disrupt Construction of Vehicle Fighting Positions (5-OPFOR-0020)

**CONDITION:** The opposing forces (OPFOR) element has located the enemy. The priority intelligence requirements (PIR) and other intelligence obtained by OPFOR patrols indicate the enemy is constructing vehicle fighting positions within its defensive area. The OPFOR element has automatic and antiarmor weapons and light mortars.

**STANDARD:** The OPFOR element attempts to disrupt the enemy's efforts to establish vehicle fighting positions. 1. Locates the defensive area. 2. Surprises the main body. 3. Penetrates the defensive area with squad-size probes. 4. Inflicts casualties on the unit. 5. Destroys vehicles. 6. Disrupts the unit's preparations (prevents or delays beyond the unit's allotted time).

**TASK:** Disrupt an Engineer Reconnaissance (5-OPFOR-0022)

**CONDITION:** The enemy is conducting an engineer reconnaissance. The opposing forces (OPFOR) element is positioned along the enemy's route.

**STANDARD:** The OPFOR element disrupts an engineer reconnaissance. 1. Prevents the unit from meeting its specified time schedule. 2. Forces the unit to deviate from its specified route. 3. Prevents the unit from accomplishing its assigned engineer reconnaissance. 4. Surprises the unit conducting the reconnaissance.

**TASK:** Conduct Terrorist and Saboteur Attacks (5-OPFOR-0005)

**CONDITION:** The opposing forces (OPFOR) element dispatches small teams into the enemy's rear area to disrupt combat service support (CSS) operations.

**STANDARD:** The enemy sustains disrupted command and control (C2), destroyed equipment and supplies, and light casualties. 1. Locates rear support bases and C2 facilities. 2. Delays and disrupts CSS operations through probes. 3. Infiltrates CSS bases to conduct sabotage and terrorist activities. 4. Inflicts light casualties. 5. Destroys supplies and equipment.

**TASK:** Defend a Minefield (5-OPFOR-0023)

**CONDITION:** The enemy is conducting a minefield sweeping operation. The opposing forces (OPFOR) element has a minefield placed in the enemy's path. The minefield is under constant observation and fire.

**STANDARD:** The OPFOR element defends a minefield against an enemy element conducting a minefield sweeping operation. 1. Prevents the unit from detecting the obstacle. 2. Disrupts the minefield sweeping operation. 3. Prevents the unit from conducting the minefield sweeping operation, prevents the unit from moving all personnel through the breach, or delays the completion of the minefield sweeping operation for more than 45 minutes.

**TASK:** Conduct an Ambush (5-OPFOR-0007)

**CONDITION:** The enemy is moving in a convoy. The opposing forces (OPFOR) element is positioned along the enemy's route.

**STANDARD:** The OPFOR element inflicts casualties on the enemy and causes vehicle and equipment damage. 1. Prepares an ambush site before the element arrives. 2. Surprises march element forces. 3. Inflicts heavy casualties within the designated kill zone. 4. Inflicts heavy damage to the vehicles and the equipment within the designated kill zone. 5. Delays the march element from reaching a specified destination for a specified period of time. 6. Withdraws on order. 7. Sustains no casualties. 8. Reports actions to superiors.

**TASK:** Maintain Contact (5-OPFOR-0003)

**CONDITION:** The opposing forces (OPFOR) element is engaged with enemy base-defense forces. The enemy forces are withdrawing under pressure.

**STANDARD:** The OPFOR element maintains enemy contact while the enemy withdraws. 1. Engages the enemy forces decisively. 2. Advances the OPFOR as the enemy forces withdraw. 3. Inflicts heavy casualties. 4. Captures the members of the enemy force. 5. Captures documents and equipment. 6. Safeguards the captured documents, the equipment, and the personnel.

**TASK:** Surrender to the Capturing Unit on the Battlefield (5-OPFOR-0024)

**CONDITION:** The enemy has captured opposing forces (OPFOR) element's soldiers, documents, and equipment sensitive to the OPFOR tactical operations.

**STANDARD:** The OPFOR soldiers retain or destroy documents and equipment. The OPFOR element surrenders the documents and the equipment of no tactical use to the enemy and attempts to conceal or destroy items of tactical value. The OPFOR element attempts escape and evasion. 1. Prevents the successful capture of the documents and the equipment. 2. Destroys the documents and the equipment. 3. Removes identifying markings from the equipment. 4. Removes unit-identifying insignia. 5. Provides misleading information. 6. Plans an escape. 7. Delays movement to the nearest collection point. 8. Prevents safeguarding of the enemy prisoners of war (EPWs) in order to cause embarrassment to the United States (US).

**TASK:** Disrupt a Net Control Station (NCS) (5-OPFOR-0019)

**CONDITION:** The enemy has established a NCS. The opposing forces (OPFOR) element has radio and jamming equipment.

**STANDARD:** The OPFOR element attempts to disrupt an NCS. 1. Attempts to locate the radio frequency that the unit is operating on. 2. Attempts to enter the radio net. 3. Attempts to issue "bogus" orders to a unit on the net. 4. Jams the radio frequency and forces the unit to go to an alternate frequency.

**TASK:** Disrupt Defensive Preparations (5-OPFOR-0018)

**CONDITION:** The opposing forces (OPFOR) element has located the enemy. Priority intelligence requirements (PIR) and other intelligence requirements obtained by OPFOR patrols indicate that the enemy elements are establishing defensive positions. The OPFOR element has automatic and antiarmor weapons and light mortars.

**STANDARD:** The OPFOR element disrupts and delays the enemy's defensive preparations. 1. Locates and penetrates the enemy's security system. 2. Forces the enemy to delay defensive preparations. 3. Disrupts the enemy's obstacle preparations.

**TASK:** Disrupt Enemy Movement and Operations Using Tactical Nuclear Weapons (5-OPFOR-0016)

**CONDITION:** The opposing forces (OPFOR) element has located the enemy. Priority intelligence requirements (PIR) and other intelligence requirements have been obtained by OPFOR patrols. Tactical nuclear weapons are employed against key locations in the rear area.

**STANDARD:** The OPFOR element disrupts enemy movement and operations. 1. Disrupts or delays the movement of the enemy's equipment and supplies to the forward areas. 2. Destroys enemy equipment and supplies. 3. Inflicts a high rate of nuclear casualties among the enemy forces. 4. Denies the enemy the use of specified areas. 5. Contaminates the enemy's equipment and supplies.

**TASK:** Disrupt Quartering Party Operations (5-OPFOR-0017)

**CONDITION:** The enemy is conducting quartering party operations. It has established an assembly area (AA) but has not moved in the main body.

**STANDARD:** The opposing forces (OPFOR) element attempts to disrupt quartering party operations and infiltrate the enemy's AA. 1. Locates the quartering party and the AA. 2. Surprises the main body. 3. Penetrates the AA with squad-size probes. 4. Inflicts personnel casualties and vehicle damage. 5. Disrupts the unit's preparations (prevents or delays beyond the unit's allotted time).

**TASK:** Disrupt Enemy Movement and Operations Using Persistent and Nonpersistent Chemical Weapons (5-OPFOR-0015)

**CONDITION:** The opposing forces (OPFOR) element has located the enemy. Priority intelligence requirements (PIR) and other intelligence requirements have been obtained by OPFOR patrols. The OPFOR units deliver chemical agents, by means of conventional artillery weapons or aircraft, along selected supply routes and key bases in the rear area.

**STANDARD:** The OPFOR element disrupts enemy movement and operations using persistent and nonpersistent chemical weapons. 1. Delivers chemical agents in low and densely wooded areas. 2. Delays the movement of enemy supplies and equipment to the forward areas. 3. Restricts the movement of the enemy units in the rear area. 4. Channels the movement of enemy units into predesignated ambush areas. 5. Contaminates enemy supplies and equipment. 6. Inflicts a high rate of casualties on enemy forces.

**TASK:** Disrupt Movement (5-OPFOR-0014)

**CONDITION:** The enemy is expected to move through the opposing forces (OPFOR) element's area of operations. The OPFOR element has received an operation order (OPORD) or fragmentary order (FRAGO) to disrupt enemy movement. The enemy has the capability to defend with direct fire and antiarmor weapons.

**STANDARD:** The OPFOR element delays enemy movement. 1. Delays the element. 2. Forces the element to deviate from its route. 3. Prevents the element from reaching its destination. 4. Surprises the element's main body.

**TASK:** Counter Passage of Lines (5-OPFOR-0012)

**CONDITION:** Enemy forces are in defensive positions, but they are expected to attempt passage-of-lines operations. The opposing forces (OPFOR) received orders to disrupt enemy passage-of-lines operations.

**STANDARD:** The OPFOR element delays or prevents enemy passage of lines. 1. Delays the passage. 2. Prevents the company from moving all personnel through the stationary unit. 3. Engages the main body of either the moving or the stationary unit.

**TASK:** Disrupt Assembly Area (AA) Activities (5-OPFOR-0013)

**CONDITION:** Intelligence reports indicate that platoon- and company-size enemy units are operating in the opposing forces (OPFOR) area of operations. Enemy units can defend from AAs with direct fire, antiarmor weapons, and indirect fire. The enemy has close air support (CAS) and nuclear, biological, and chemical (NBC) capabilities.

**STANDARD:** The OPFOR element locates and disrupts the enemy's AA activities. 1. Locates the element's AA. 2. Probes the AA with squad- or team-size elements. 3. Inflicts more than 5 percent casualties on the element. 4. Disrupts the element's preparations (prevents or delays beyond the element's allotted time).

**TASK:** Attack (5-OPFOR-0001)

**CONDITION:** The opposing forces (OPFOR) element has located the enemy. The priority intelligence requirements (PIR) and the other intelligence requirements have been obtained by OPFOR patrols. The OPFOR element has automatic and antiarmor weapons and light mortars.

**STANDARD:** The OPFOR element attempts to seize the terrain, the vehicles, or the equipment. 1. Develops an attack plan. 2. Surprises the enemy unit's main body. 3. Initiates the attack using a scheme of maneuver that exploits the enemy's flanks, gaps, and weaknesses. 4. Uses covered and concealed routes to approach the enemy forces' flanks, gaps, or weakly held areas. 5. Employs indirect fire to support the attack. 6. Penetrates enemy defenses. 7. Destroys the equipment and the supplies. 8. Inflicts heavy casualties. 9. Isolates the combat service support (CSS) base by blocking the reinforcements. 10. Forces the enemy units to displace. 11. Avoids being fixed in one position. 12. Withdraws before the CSS base is reinforced with tactical combat forces.

**TASK:** Conduct Sniper Operations (5-OPFOR-0006)

**CONDITION:** The opposing forces (OPFOR) element has assigned snipers (regular or irregular elements) in the enemy's rear area along the main supply route (MSR) and near support sites.

**STANDARD:** The OPFOR element kills or wounds targets. 1. Sets up a well-concealed location. 2. Engages vehicle drivers or personnel on foot with short bursts of semiautomatic fire. 3. Kills or wounds selected targets. 4. Prevents the position from being discovered by enemy forces. 5. Evacuates the area without being spotted. 6. Reports all specified priority intelligence requirements (PIR) and other intelligence requirements to the OPFOR headquarters (HQ).

**TASK:** Conduct Air Attacks (5-OPFOR-0002)

**CONDITION:** The opposing forces (OPFOR) element in the rear area has forwarded the positions of the enemy support sites or the locations of moving elements. The OPFOR aircraft have been dispatched to attack enemy installations or convoys.

**STANDARD:** The OPFOR element attempts to delay, disrupt, or damage the enemy targets by air. 1. Locates the target (support sites or convoys). 2. Makes attack runs on the designated targets. 3. Inflicts heavy damage to the selected target. 4. Sustains no loss of aircraft. 5. Delays moving the force for more than one hour.

**ELEMENT:** Communication Section

**TASK:** Provide a Field Cable or Wire System (11-5-0121.05-T01A)  
 (FM 24-19) (TC 24-20) (TM 11-3895-203-15)  
 (TM 11-5805-262-12) (TM 11-5805-294-12)

**ITERATION:** 1 2 3 4 5 M (Circle)  
**COMMANDER/LEADER ASSESSMENT:** T P U (Circle)

**CONDITIONS:** The unit receives a fragmentary order (FRAGO) and a briefing on the size and shape of the facility or supported command post (CP), the location of each element, the required instruments, and the installation priority. Digital units have performed functionality checks, and systems are operational. Some iterations of this task should be performed in MOPP4.

**TASK STANDARDS:** The internal communications network is set up according to the unit's standing operating procedure (SOP) or the commander's guidance, and is operational by the time specified in the order. The time required to perform this task is increased when conducting it in mission-oriented protection posture (MOPP) 4.

TASK STEPS AND PERFORMANCE MEASURES	GO	NO-GO
<p>* 1. The section leader prepares a telephone cable or wire installation plan.</p> <ul style="list-style-type: none"> <li>a. Selected a wire route (based on a map study) that met the requirements of the tactical situation and was easy to construct and maintain.</li> <li>b. Selected the most direct primary and alternate wire routes after conducting a ground reconnaissance.</li> <li>c. Prepared an interim plan indicating the routes of the wire lines.</li> <li>d. Allocated the manpower and materials to accomplish the task.</li> <li>e. Prepared a telephone traffic diagram showing the number of telephone circuits in the communications system.</li> <li>f. Prepared a telephone directory according to the signal operation instructions (SOI) or the standing signal instructions (SSI). Included the names and numbers of the telephone system users.</li> </ul> <p>2. The section installs a telephone switchboard (SB).</p> <ul style="list-style-type: none"> <li>a. Inspected the equipment for accountability and serviceability according to the packing list and the appropriate technical manual (TM). Used the end-item list if no packing list was available.</li> <li>b. Positioned the telephone SB on a flat surface, such as a table, packing box, or ledge in a foxhole, but not directly on the ground. Used a poncho, shelter half, or canvas to protect the SB from the elements.</li> <li>c. Laid the SB on its side with the nameplate up.</li> <li>d. Grounded the equipment using proper grounding techniques according to the appropriate TM.</li> <li>e. Performed SB preoperation procedures according to the appropriate TM.</li> <li>f. Labeled the SB according to the traffic diagram.</li> <li>g. Connected the local and trunk wire lines.</li> </ul> <p>3. The section installs internal wiring and telephones.</p> <ul style="list-style-type: none"> <li>a. Installed the distribution box.</li> <li>b. Tested the field cable or wire before installing.</li> <li>c. Laid the field wire and installed telephones according to the priority established by the communications section leader.</li> <li>d. Secured the field wire at all the starting points and at any changes of direction to reduce the strain.</li> </ul>		

TASK STEPS AND PERFORMANCE MEASURES	GO	NO-GO
<ul style="list-style-type: none"> <li>e. Used proper hardware (anything that did not cut or damage the wire) and ties (basket hitch, loop knot, clove hitch, or drop loop) for hanging tension bridges and securing points.</li> <li>f. Tagged the wire ties.</li> <li>g. Used the terrain and vegetation to enhance concealment.</li> <li>h. Ensured that all overhead wire construction met clearance requirements of at least 5.5 meters above secondary roads and 7.2 meters above primary roads.</li> <li>i. Finished the line route map indicating the routes of wire lines, SBs, switching centrals, and test stations; the number of circuits along a route; and the type of wire construction.</li> </ul> <p>4. The section operates the telephone SB.</p> <ul style="list-style-type: none"> <li>a. Tested the SB to ensure that it was operational.</li> <li>b. Used the turning hand-ringing generator on the telephone (TA 312/PT) to terminate and ring off circuits as they became available to called parties.</li> <li>c. Processed calls.</li> <li>d. Updated the traffic diagram, as required.</li> <li>e. Performed operator preventive-maintenance checks and services (PMCS) on the SB according to the appropriate TM.</li> </ul> <p>5. The section performs PMCS on the field cable or wire lines.</p> <ul style="list-style-type: none"> <li>a. Maintained a 20-percent slack in the field cable or wire lines.</li> <li>b. Kept all wire splices and cable locks clear of standing water.</li> </ul>		

TASK PERFORMANCE / EVALUATION SUMMARY BLOCK							
ITERATION	1	2	3	4	5	M	TOTAL
TOTAL TASK STEPS EVALUATED							
TOTAL TASK STEPS "GO"							
TRAINING STATUS "GO"/"NO-GO"							

"\*" indicates a leader task step.

**SUPPORTING INDIVIDUAL TASKS**

Task Number	Task Title	References
052-191-1501	Perform Individual Camouflage	STP 21-1-SMCT

**SUPPORTING COLLECTIVE TASKS: NONE**

**OPFOR TASKS AND STANDARDS**

**TASK:** Surrender to the Capturing Unit on the Battlefield (5-OPFOR-0024)

**CONDITION:** The enemy has captured opposing forces (OPFOR) element's soldiers, documents, and equipment sensitive to the OPFOR tactical operations.



**STANDARD:** The OPFOR soldiers retain or destroy documents and equipment. The OPFOR element surrenders the documents and the equipment of no tactical use to the enemy and attempts to conceal or destroy items of tactical value. The OPFOR element attempts escape and evasion. 1. Prevents the successful capture of the documents and the equipment. 2. Destroys the documents and the equipment. 3. Removes identifying markings from the equipment. 4. Removes unit-identifying insignia. 5. Provides misleading information. 6. Plans an escape. 7. Delays movement to the nearest collection point. 8. Prevents safeguarding of the enemy prisoners of war (EPWs) in order to cause embarrassment to the United States (US).

**TASK:** Disrupt Defensive Preparations (5-OPFOR-0018)

**CONDITION:** The opposing forces (OPFOR) element has located the enemy. Priority intelligence requirements (PIR) and other intelligence requirements obtained by OPFOR patrols indicate that the enemy elements are establishing defensive positions. The OPFOR element has automatic and antiarmor weapons and light mortars.

**STANDARD:** The OPFOR element disrupts and delays the enemy's defensive preparations. 1. Locates and penetrates the enemy's security system. 2. Forces the enemy to delay defensive preparations. 3. Disrupts the enemy's obstacle preparations.

**TASK:** Disrupt a Route Reconnaissance (5-OPFOR-0021)

**CONDITION:** The enemy is conducting a route reconnaissance. The opposing forces (OPFOR) element is positioned along the enemy's route.

**STANDARD:** The OPFOR element attempts to disrupt a squad/section conducting a route reconnaissance. 1. Prevents the unit from meeting its specified time schedule. 2. Forces the unit to deviate from its specified route. 3. Prevents the unit from reaching its assigned destination. 4. Surprises the squad/section. 5. Inflicts casualties on the unit.

**TASK:** Conduct an Aerial Reconnaissance (5-OPFOR-0010)

**CONDITION:** The opposing forces (OPFOR) headquarters (HQ) element requires intelligence on the locations and identification of the enemy elements. Aircraft is dispatched to take photographs and make a visual inspection of the enemy rear area.

**STANDARD:** The OPFOR element gathers photograph intelligence of the enemy. 1. Photographs the assigned sectors. 2. Makes quick visual checks where the ceiling is low. 3. Locates enemy positions in the area, particularly support and storage bases, and command and control (C2) facilities. 4. Sustains no loss of aircraft. 5. Reports priority intelligence requirements (PIR) and other information requirements to the OPFOR HQ.

**TASK:** Conduct a Raid (5-OPFOR-0004)

**CONDITION:** The opposing forces (OPFOR) element has occupied an objective rally point and has orders to conduct a raid on a combat service support (CSS) base.

**STANDARD:** The OPFOR element infiltrates the enemy's base and destroys all of the targets. 1. Surprises the enemy forces. 2. Assaults the support base and accomplishes the assigned tasks. 3. Destroys the specified equipment and supplies. 4. Avoids being decisively engaged. 5. Withdraws all personnel from the objective areas within the time prescribed. 6. Obtains all priority intelligence requirements (PIR) from the raid site. 7. Sustains only light casualties from enemy fire.

**TASK:** Defeat Obstacles (5-OPFOR-0009)

**CONDITION:** The opposing forces (OPFOR) element encounters an obstacle that blocks the avenue of approach as it advances upon the enemy forces.

**STANDARD:** The OPFOR element bypasses or breaches the enemy obstacle. 1. Detects the obstacle before halting its main body. 2. Defeats the obstacle. a. Bypasses the obstacle without entering the engagement areas. b. Breaches the obstacle within 45 minutes and passes its entire force through the obstacle. 3. Does not incur degradation to the point that the mission must be discontinued.

**TASK:** Conduct an Attack (5-OPFOR-0008)

**CONDITION:** The enemy is conducting tactical operations. The opposing forces (OPFOR) element receives orders to attack the enemy, the area of occupation, or the main supply route (MSR) with smoke.

**STANDARD:** The OPFOR element disrupts the enemy's movement and smoke operations. 1. Determines the delivery method of the smoke attack. 2. Locates the target. 3. Delivers the smoke attack downwind. 4. Attacks the enemy with smoke, and surge attacks when the enemy responds to the smoke.

**TASK:** Disrupt Construction of Vehicle Fighting Positions (5-OPFOR-0020)

**CONDITION:** The opposing forces (OPFOR) element has located the enemy. The priority intelligence requirements (PIR) and other intelligence obtained by OPFOR patrols indicate the enemy is constructing vehicle fighting positions within its defensive area. The OPFOR element has automatic and antiarmor weapons and light mortars.

**STANDARD:** The OPFOR element attempts to disrupt the enemy's efforts to establish vehicle fighting positions. 1. Locates the defensive area. 2. Surprises the main body. 3. Penetrates the defensive area with squad-size probes. 4. Inflicts casualties on the unit. 5. Destroys vehicles. 6. Disrupts the unit's preparations (prevents or delays beyond the unit's allotted time).

**TASK:** Disrupt an Engineer Reconnaissance (5-OPFOR-0022)

**CONDITION:** The enemy is conducting an engineer reconnaissance. The opposing forces (OPFOR) element is positioned along the enemy's route.

**STANDARD:** The OPFOR element disrupts an engineer reconnaissance. 1. Prevents the unit from meeting its specified time schedule. 2. Forces the unit to deviate from its specified route. 3. Prevents the unit from accomplishing its assigned engineer reconnaissance. 4. Surprises the unit conducting the reconnaissance.

**TASK:** Conduct Terrorist and Saboteur Attacks (5-OPFOR-0005)

**CONDITION:** The opposing forces (OPFOR) element dispatches small teams into the enemy's rear area to disrupt combat service support (CSS) operations.

**STANDARD:** The enemy sustains disrupted command and control (C2), destroyed equipment and supplies, and light casualties. 1. Locates rear support bases and C2 facilities. 2. Delays and disrupts CSS operations through probes. 3. Infiltrates CSS bases to conduct sabotage and terrorist activities. 4. Inflicts light casualties. 5. Destroys supplies and equipment.

**TASK:** Defend a Minefield (5-OPFOR-0023)

**CONDITION:** The enemy is conducting a minefield sweeping operation. The opposing forces (OPFOR) element has a minefield placed in the enemy's path. The minefield is under constant observation and fire.

**STANDARD:** The OPFOR element defends a minefield against an enemy element conducting a minefield sweeping operation. 1. Prevents the unit from detecting the obstacle. 2. Disrupts the minefield sweeping operation. 3. Prevents the unit from conducting the minefield sweeping operation, prevents the unit from moving all personnel through the breach, or delays the completion of the minefield sweeping operation for more than 45 minutes.

**TASK:** Conduct an Ambush (5-OPFOR-0007)

**CONDITION:** The enemy is moving in a convoy. The opposing forces (OPFOR) element is positioned along the enemy's route.

**STANDARD:** The OPFOR element inflicts casualties on the enemy and causes vehicle and equipment damage. 1. Prepares an ambush site before the element arrives. 2. Surprises march element forces. 3. Inflicts heavy casualties within the designated kill zone. 4. Inflicts heavy damage to the vehicles and the equipment within the designated kill zone. 5. Delays the march element from reaching a specified destination for a specified period of time. 6. Withdraws on order. 7. Sustains no casualties. 8. Reports actions to superiors.

**TASK:** Maintain Contact (5-OPFOR-0003)

**CONDITION:** The opposing forces (OPFOR) element is engaged with enemy base-defense forces. The enemy forces are withdrawing under pressure.

**STANDARD:** The OPFOR element maintains enemy contact while the enemy withdraws. 1. Engages the enemy forces decisively. 2. Advances the OPFOR as the enemy forces withdraw. 3. Inflicts heavy casualties. 4. Captures the members of the enemy force. 5. Captures documents and equipment. 6. Safeguards the captured documents, the equipment, and the personnel.

**TASK:** Disrupt a Net Control Station (NCS) (5-OPFOR-0019)

**CONDITION:** The enemy has established a NCS. The opposing forces (OPFOR) element has radio and jamming equipment.

**STANDARD:** The OPFOR element attempts to disrupt an NCS. 1. Attempts to locate the radio frequency that the unit is operating on. 2. Attempts to enter the radio net. 3. Attempts to issue "bogus" orders to a unit on the net. 4. Jams the radio frequency and forces the unit to go to an alternate frequency.

**TASK:** Disrupt Enemy Movement and Operations Using Tactical Nuclear Weapons (5-OPFOR-0016)

**CONDITION:** The opposing forces (OPFOR) element has located the enemy. Priority intelligence requirements (PIR) and other intelligence requirements have been obtained by OPFOR patrols. Tactical nuclear weapons are employed against key locations in the rear area.

**STANDARD:** The OPFOR element disrupts enemy movement and operations. 1. Disrupts or delays the movement of the enemy's equipment and supplies to the forward areas. 2. Destroys enemy equipment and supplies. 3. Inflicts a high rate of nuclear casualties among the enemy forces. 4. Denies the enemy the use of specified areas. 5. Contaminates the enemy's equipment and supplies.

**TASK:** Disrupt Quartering Party Operations (5-OPFOR-0017)

**CONDITION:** The enemy is conducting quartering party operations. It has established an assembly area (AA) but has not moved in the main body.

**STANDARD:** The opposing forces (OPFOR) element attempts to disrupt quartering party operations and infiltrate the enemy's AA. 1. Locates the quartering party and the AA. 2. Surprises the main body. 3. Penetrates the AA with squad-size probes. 4. Inflicts personnel casualties and vehicle damage. 5. Disrupts the unit's preparations (prevents or delays beyond the unit's allotted time).

**TASK:** Disrupt Enemy Movement and Operations Using Persistent and Nonpersistent Chemical Weapons (5-OPFOR-0015)

**CONDITION:** The opposing forces (OPFOR) element has located the enemy. Priority intelligence requirements (PIR) and other intelligence requirements have been obtained by OPFOR patrols. The OPFOR units deliver chemical agents, by means of conventional artillery weapons or aircraft, along selected supply routes and key bases in the rear area.

**STANDARD:** The OPFOR element disrupts enemy movement and operations using persistent and nonpersistent chemical weapons. 1. Delivers chemical agents in low and densely wooded areas. 2. Delays the movement of enemy supplies and equipment to the forward areas. 3. Restricts the movement of the enemy units in the rear area. 4. Channels the movement of enemy units into predesignated ambush areas. 5. Contaminates enemy supplies and equipment. 6. Inflicts a high rate of casualties on enemy forces.

**TASK:** Disrupt Movement (5-OPFOR-0014)

**CONDITION:** The enemy is expected to move through the opposing forces (OPFOR) element's area of operations. The OPFOR element has received an operation order (OPORD) or fragmentary order (FRAGO) to disrupt enemy movement. The enemy has the capability to defend with direct fire and antiarmor weapons.

**STANDARD:** The OPFOR element delays enemy movement. 1. Delays the element. 2. Forces the element to deviate from its route. 3. Prevents the element from reaching its destination. 4. Surprises the element's main body.

**TASK:** Counter Passage of Lines (5-OPFOR-0012)

**CONDITION:** Enemy forces are in defensive positions, but they are expected to attempt passage-of-lines operations. The opposing forces (OPFOR) received orders to disrupt enemy passage-of-lines operations.

**STANDARD:** The OPFOR element delays or prevents enemy passage of lines. 1. Delays the passage. 2. Prevents the company from moving all personnel through the stationary unit. 3. Engages the main body of either the moving or the stationary unit.

**TASK:** Disrupt Assembly Area (AA) Activities (5-OPFOR-0013)

**CONDITION:** Intelligence reports indicate that platoon- and company-size enemy units are operating in the opposing forces (OPFOR) area of operations. Enemy units can defend from AAs with direct fire, antiarmor weapons, and indirect fire. The enemy has close air support (CAS) and nuclear, biological, and chemical (NBC) capabilities.

**STANDARD:** The OPFOR element locates and disrupts the enemy's AA activities. 1. Locates the element's AA. 2. Probes the AA with squad- or team-size elements. 3. Inflicts more than 5 percent casualties on the element. 4. Disrupts the element's preparations (prevents or delays beyond the element's allotted time).

**TASK:** Attack (5-OPFOR-0001)

**CONDITION:** The opposing forces (OPFOR) element has located the enemy. The priority intelligence requirements (PIR) and the other intelligence requirements have been obtained by OPFOR patrols. The OPFOR element has automatic and antiarmor weapons and light mortars.

**STANDARD:** The OPFOR element attempts to seize the terrain, the vehicles, or the equipment. 1. Develops an attack plan. 2. Surprises the enemy unit's main body. 3. Initiates the attack using a scheme of maneuver that exploits the enemy's flanks, gaps, and weaknesses. 4. Uses covered and concealed routes to approach the enemy forces' flanks, gaps, or weakly held areas. 5. Employs indirect fire to support the attack. 6. Penetrates enemy defenses. 7. Destroys the equipment and the supplies. 8. Inflicts heavy casualties. 9. Isolates the combat service support (CSS) base by blocking the reinforcements. 10. Forces the enemy units to displace. 11. Avoids being fixed in one position. 12. Withdraws before the CSS base is reinforced with tactical combat forces.

**TASK:** Conduct Sniper Operations (5-OPFOR-0006)

**CONDITION:** The opposing forces (OPFOR) element has assigned snipers (regular or irregular elements) in the enemy's rear area along the main supply route (MSR) and near support sites.

**STANDARD:** The OPFOR element kills or wounds targets. 1. Sets up a well-concealed location. 2. Engages vehicle drivers or personnel on foot with short bursts of semiautomatic fire. 3. Kills or wounds selected targets. 4. Prevents the position from being discovered by enemy forces. 5. Evacuates the area without being spotted. 6. Reports all specified priority intelligence requirements (PIR) and other intelligence requirements to the OPFOR headquarters (HQ).

**TASK:** Conduct Air Attacks (5-OPFOR-0002)

**CONDITION:** The opposing forces (OPFOR) element in the rear area has forwarded the positions of the enemy support sites or the locations of moving elements. The OPFOR aircraft have been dispatched to attack enemy installations or convoys.

**STANDARD:** The OPFOR element attempts to delay, disrupt, or damage the enemy targets by air. 1. Locates the target (support sites or convoys). 2. Makes attack runs on the designated targets. 3. Inflicts heavy damage to the selected target. 4. Sustains no loss of aircraft. 5. Delays moving the force for more than one hour.

**ELEMENT:** S1 Section

**TASK:** Perform Strength Accounting (12-1-0404.05-T01A)  
(FM 12-6) (TC 22-6)

**ITERATION:** 1 2 3 4 5 M (Circle)

**COMMANDER/LEADER ASSESSMENT:** T P U (Circle)

**CONDITIONS:** Personnel losses and gains have occurred. The daily personnel status report (PSR) is required. The unit is Tactical Army Combat Service Support (CSS) Computer System (TACCS) equipped. Some iterations of this task should be performed in MOPP4.

**TASK STANDARDS:** The battalion strength data for supported units as recorded on the PSR is within plus or minus 5 percent of the actual companies' present-for-duty strength. The time required to perform this task is increased when conducting it in mission-oriented protection posture (MOPP) 4.

TASK STEPS AND PERFORMANCE MEASURES	GO	NO-GO
<ol style="list-style-type: none"> <li>1. The Adjutant (US Army) (S1) section collects strength information.                             <ol style="list-style-type: none"> <li>a. Logged incoming situation reports (SITREPs) and messages from subordinate units.</li> <li>b. Spot-checked strength reports for missing information.</li> <li>c. Collected other personnel strength information from the tactical operation center (TOC) and the battalion aid station.</li> </ol> </li> <li>2. The Personnel and Administration Center (PAC) updates the Command and Control Strength Reporting System (C2SRS).                             <ol style="list-style-type: none"> <li>a. Updated the battle roster.</li> <li>b. Entered individual changes.</li> <li>c. Posted the commander's narrative guidance.</li> <li>d. Printed personnel status (PS) and personnel requirements report (PRR).</li> <li>e. Forwarded the PS/PRR to the personnel staff noncommissioned officer (PSNCO).</li> <li>f. Created a TACCS floppy diskette of the PS/PRR.</li> <li>g. Printed an updated battle roster as required and provided it to the companies.</li> </ol> </li> <li>* 3. The PSNCO reviews the C2SRS.                             <ol style="list-style-type: none"> <li>a. Reviewed the PS/PRR for completeness and accuracy.</li> <li>b. Cross-checked the primary military occupational specialty (PMOS) or duty military occupational specialty (DMOS) report against the PRR.</li> <li>c. Forwarded the reports to the PAC supervisor.</li> </ol> </li> <li>* 4. The PAC supervisor forwards strength information.                             <ol style="list-style-type: none"> <li>a. Provided data to the supporting personnel service company (PSC).</li> <li>b. Provided data to the brigade S1.</li> <li>c. Provided data to the S1 section of attached units.</li> </ol> </li> <li>* 5. The S1 disseminates strength data.                             <ol style="list-style-type: none"> <li>a. Briefed the command group and staff daily.</li> <li>b. Supported the staff decision-planning process with personnel strength information.</li> </ol> </li> </ol>		

TASK PERFORMANCE / EVALUATION SUMMARY BLOCK							
ITERATION	1	2	3	4	5	M	TOTAL
TOTAL TASK STEPS EVALUATED							
TOTAL TASK STEPS "GO"							
TRAINING STATUS "GO"/"NO-GO"							

"\*" indicates a leader task step.

**SUPPORTING INDIVIDUAL TASKS: NONE**

**SUPPORTING COLLECTIVE TASKS: NONE**

#### OPFOR TASKS AND STANDARDS

**TASK:** Surrender to the Capturing Unit on the Battlefield (5-OPFOR-0024)

**CONDITION:** The enemy has captured opposing forces (OPFOR) element's soldiers, documents, and equipment sensitive to the OPFOR tactical operations.

**STANDARD:** The OPFOR soldiers retain or destroy documents and equipment. The OPFOR element surrenders the documents and the equipment of no tactical use to the enemy and attempts to conceal or destroy items of tactical value. The OPFOR element attempts escape and evasion. 1. Prevents the successful capture of the documents and the equipment. 2. Destroys the documents and the equipment. 3. Removes identifying markings from the equipment. 4. Removes unit-identifying insignia. 5. Provides misleading information. 6. Plans an escape. 7. Delays movement to the nearest collection point. 8. Prevents safeguarding of the enemy prisoners of war (EPWs) in order to cause embarrassment to the United States (US).

**TASK:** Disrupt a Route Reconnaissance (5-OPFOR-0021)

**CONDITION:** The enemy is conducting a route reconnaissance. The opposing forces (OPFOR) element is positioned along the enemy's route.

**STANDARD:** The OPFOR element attempts to disrupt a squad/section conducting a route reconnaissance. 1. Prevents the unit from meeting its specified time schedule. 2. Forces the unit to deviate from its specified route. 3. Prevents the unit from reaching its assigned destination. 4. Surprises the squad/section. 5. Inflicts casualties on the unit.

**TASK:** Conduct an Aerial Reconnaissance (5-OPFOR-0010)

**CONDITION:** The opposing forces (OPFOR) headquarters (HQ) element requires intelligence on the locations and identification of the enemy elements. Aircraft is dispatched to take photographs and make a visual inspection of the enemy rear area.

**STANDARD:** The OPFOR element gathers photograph intelligence of the enemy. 1. Photographs the assigned sectors. 2. Makes quick visual checks where the ceiling is low. 3. Locates enemy positions in the area, particularly support and storage bases, and command and control (C2) facilities. 4. Sustains no loss of aircraft. 5. Reports priority intelligence requirements (PIR) and other information requirements to the OPFOR HQ.

**TASK:** Conduct a Raid (5-OPFOR-0004)

**CONDITION:** The opposing forces (OPFOR) element has occupied an objective rally point and has orders to conduct a raid on a combat service support (CSS) base.

**STANDARD:** The OPFOR element infiltrates the enemy's base and destroys all of the targets. 1. Surprises the enemy forces. 2. Assaults the support base and accomplishes the assigned tasks. 3. Destroys the specified equipment and supplies. 4. Avoids being decisively engaged. 5. Withdraws all personnel from the objective areas within the time prescribed. 6. Obtains all priority intelligence requirements (PIR) from the raid site. 7. Sustains only light casualties from enemy fire.

**TASK:** Defeat Obstacles (5-OPFOR-0009)

**CONDITION:** The opposing forces (OPFOR) element encounters an obstacle that blocks the avenue of approach as it advances upon the enemy forces.

**STANDARD:** The OPFOR element bypasses or breaches the enemy obstacle. 1. Detects the obstacle before halting its main body. 2. Defeats the obstacle. a. Bypasses the obstacle without entering the engagement areas. b. Breaches the obstacle within 45 minutes and passes its entire force through the obstacle. 3. Does not incur degradation to the point that the mission must be discontinued.

**TASK:** Conduct an Attack (5-OPFOR-0008)

**CONDITION:** The enemy is conducting tactical operations. The opposing forces (OPFOR) element receives orders to attack the enemy, the area of occupation, or the main supply route (MSR) with smoke.

**STANDARD:** The OPFOR element disrupts the enemy's movement and smoke operations. 1. Determines the delivery method of the smoke attack. 2. Locates the target. 3. Delivers the smoke attack downwind. 4. Attacks the enemy with smoke, and surge attacks when the enemy responds to the smoke.

**TASK:** Disrupt Construction of Vehicle Fighting Positions (5-OPFOR-0020)

**CONDITION:** The opposing forces (OPFOR) element has located the enemy. The priority intelligence requirements (PIR) and other intelligence obtained by OPFOR patrols indicate the enemy is constructing vehicle fighting positions within its defensive area. The OPFOR element has automatic and antiarmor weapons and light mortars.

**STANDARD:** The OPFOR element attempts to disrupt the enemy's efforts to establish vehicle fighting positions. 1. Locates the defensive area. 2. Surprises the main body. 3. Penetrates the defensive area with squad-size probes. 4. Inflicts casualties on the unit. 5. Destroys vehicles. 6. Disrupts the unit's preparations (prevents or delays beyond the unit's allotted time).

**TASK:** Disrupt an Engineer Reconnaissance (5-OPFOR-0022)

**CONDITION:** The enemy is conducting an engineer reconnaissance. The opposing forces (OPFOR) element is positioned along the enemy's route.

**STANDARD:** The OPFOR element disrupts an engineer reconnaissance. 1. Prevents the unit from meeting its specified time schedule. 2. Forces the unit to deviate from its specified route. 3. Prevents the unit from accomplishing its assigned engineer reconnaissance. 4. Surprises the unit conducting the reconnaissance.

**TASK:** Conduct Terrorist and Saboteur Attacks (5-OPFOR-0005)



**CONDITION:** The opposing forces (OPFOR) element dispatches small teams into the enemy's rear area to disrupt combat service support (CSS) operations.

**STANDARD:** The enemy sustains disrupted command and control (C2), destroyed equipment and supplies, and light casualties. 1. Locates rear support bases and C2 facilities. 2. Delays and disrupts CSS operations through probes. 3. Infiltrates CSS bases to conduct sabotage and terrorist activities. 4. Inflicts light casualties. 5. Destroys supplies and equipment.

**TASK:** Defend a Minefield (5-OPFOR-0023)

**CONDITION:** The enemy is conducting a minefield sweeping operation. The opposing forces (OPFOR) element has a minefield placed in the enemy's path. The minefield is under constant observation and fire.

**STANDARD:** The OPFOR element defends a minefield against an enemy element conducting a minefield sweeping operation. 1. Prevents the unit from detecting the obstacle. 2. Disrupts the minefield sweeping operation. 3. Prevents the unit from conducting the minefield sweeping operation, prevents the unit from moving all personnel through the breach, or delays the completion of the minefield sweeping operation for more than 45 minutes.

**TASK:** Conduct an Ambush (5-OPFOR-0007)

**CONDITION:** The enemy is moving in a convoy. The opposing forces (OPFOR) element is positioned along the enemy's route.

**STANDARD:** The OPFOR element inflicts casualties on the enemy and causes vehicle and equipment damage. 1. Prepares an ambush site before the element arrives. 2. Surprises march element forces. 3. Inflicts heavy casualties within the designated kill zone. 4. Inflicts heavy damage to the vehicles and the equipment within the designated kill zone. 5. Delays the march element from reaching a specified destination for a specified period of time. 6. Withdraws on order. 7. Sustains no casualties. 8. Reports actions to superiors.

**TASK:** Maintain Contact (5-OPFOR-0003)

**CONDITION:** The opposing forces (OPFOR) element is engaged with enemy base-defense forces. The enemy forces are withdrawing under pressure.

**STANDARD:** The OPFOR element maintains enemy contact while the enemy withdraws. 1. Engages the enemy forces decisively. 2. Advances the OPFOR as the enemy forces withdraw. 3. Inflicts heavy casualties. 4. Captures the members of the enemy force. 5. Captures documents and equipment. 6. Safeguards the captured documents, the equipment, and the personnel.

**TASK:** Disrupt a Net Control Station (NCS) (5-OPFOR-0019)

**CONDITION:** The enemy has established a NCS. The opposing forces (OPFOR) element has radio and jamming equipment.

**STANDARD:** The OPFOR element attempts to disrupt an NCS. 1. Attempts to locate the radio frequency that the unit is operating on. 2. Attempts to enter the radio net. 3. Attempts to issue "bogus" orders to a unit on the net. 4. Jams the radio frequency and forces the unit to go to an alternate frequency.

**TASK:** Disrupt Defensive Preparations (5-OPFOR-0018)

**CONDITION:** The opposing forces (OPFOR) element has located the enemy. Priority intelligence requirements (PIR) and other intelligence requirements obtained by OPFOR patrols indicate that the enemy elements are establishing defensive positions. The OPFOR element has automatic and antiarmor weapons and light mortars.

**STANDARD:** The OPFOR element disrupts and delays the enemy's defensive preparations. 1. Locates and penetrates the enemy's security system. 2. Forces the enemy to delay defensive preparations. 3. Disrupts the enemy's obstacle preparations.

**TASK:** Disrupt Enemy Movement and Operations Using Tactical Nuclear Weapons (5-OPFOR-0016)

**CONDITION:** The opposing forces (OPFOR) element has located the enemy. Priority intelligence requirements (PIR) and other intelligence requirements have been obtained by OPFOR patrols. Tactical nuclear weapons are employed against key locations in the rear area.

**STANDARD:** The OPFOR element disrupts enemy movement and operations. 1. Disrupts or delays the movement of the enemy's equipment and supplies to the forward areas. 2. Destroys enemy equipment and supplies. 3. Inflicts a high rate of nuclear casualties among the enemy forces. 4. Denies the enemy the use of specified areas. 5. Contaminates the enemy's equipment and supplies.

**TASK:** Disrupt Quartering Party Operations (5-OPFOR-0017)

**CONDITION:** The enemy is conducting quartering party operations. It has established an assembly area (AA) but has not moved in the main body.

**STANDARD:** The opposing forces (OPFOR) element attempts to disrupt quartering party operations and infiltrate the enemy's AA. 1. Locates the quartering party and the AA. 2. Surprises the main body. 3. Penetrates the AA with squad-size probes. 4. Inflicts personnel casualties and vehicle damage. 5. Disrupts the unit's preparations (prevents or delays beyond the unit's allotted time).

**TASK:** Disrupt Enemy Movement and Operations Using Persistent and Nonpersistent Chemical Weapons (5-OPFOR-0015)

**CONDITION:** The opposing forces (OPFOR) element has located the enemy. Priority intelligence requirements (PIR) and other intelligence requirements have been obtained by OPFOR patrols. The OPFOR units deliver chemical agents, by means of conventional artillery weapons or aircraft, along selected supply routes and key bases in the rear area.

**STANDARD:** The OPFOR element disrupts enemy movement and operations using persistent and nonpersistent chemical weapons. 1. Delivers chemical agents in low and densely wooded areas. 2. Delays the movement of enemy supplies and equipment to the forward areas. 3. Restricts the movement of the enemy units in the rear area. 4. Channels the movement of enemy units into predesignated ambush areas. 5. Contaminates enemy supplies and equipment. 6. Inflicts a high rate of casualties on enemy forces.

**TASK:** Disrupt Movement (5-OPFOR-0014)

**CONDITION:** The enemy is expected to move through the opposing forces (OPFOR) element's area of operations. The OPFOR element has received an operation order (OPORD) or fragmentary order (FRAGO) to disrupt enemy movement. The enemy has the capability to defend with direct fire and antiarmor weapons.

**STANDARD:** The OPFOR element delays enemy movement. 1. Delays the element. 2. Forces the element to deviate from its route. 3. Prevents the element from reaching its destination. 4. Surprises the element's main body.

**TASK:** Counter Passage of Lines (5-OPFOR-0012)

**CONDITION:** Enemy forces are in defensive positions, but they are expected to attempt passage-of-lines operations. The opposing forces (OPFOR) received orders to disrupt enemy passage-of-lines operations.

**STANDARD:** The OPFOR element delays or prevents enemy passage of lines. 1. Delays the passage. 2. Prevents the company from moving all personnel through the stationary unit. 3. Engages the main body of either the moving or the stationary unit.

**TASK:** Disrupt Assembly Area (AA) Activities (5-OPFOR-0013)

**CONDITION:** Intelligence reports indicate that platoon- and company-size enemy units are operating in the opposing forces (OPFOR) area of operations. Enemy units can defend from AAs with direct fire, antiarmor weapons, and indirect fire. The enemy has close air support (CAS) and nuclear, biological, and chemical (NBC) capabilities.

**STANDARD:** The OPFOR element locates and disrupts the enemy's AA activities. 1. Locates the element's AA. 2. Probes the AA with squad- or team-size elements. 3. Inflicts more than 5 percent casualties on the element. 4. Disrupts the element's preparations (prevents or delays beyond the element's allotted time).

**TASK:** Attack (5-OPFOR-0001)

**CONDITION:** The opposing forces (OPFOR) element has located the enemy. The priority intelligence requirements (PIR) and the other intelligence requirements have been obtained by OPFOR patrols. The OPFOR element has automatic and antiarmor weapons and light mortars.

**STANDARD:** The OPFOR element attempts to seize the terrain, the vehicles, or the equipment. 1. Develops an attack plan. 2. Surprises the enemy unit's main body. 3. Initiates the attack using a scheme of maneuver that exploits the enemy's flanks, gaps, and weaknesses. 4. Uses covered and concealed routes to approach the enemy forces' flanks, gaps, or weakly held areas. 5. Employs indirect fire to support the attack. 6. Penetrates enemy defenses. 7. Destroys the equipment and the supplies. 8. Inflicts heavy casualties. 9. Isolates the combat service support (CSS) base by blocking the reinforcements. 10. Forces the enemy units to displace. 11. Avoids being fixed in one position. 12. Withdraws before the CSS base is reinforced with tactical combat forces.

**TASK:** Conduct Air Attacks (5-OPFOR-0002)

**CONDITION:** The opposing forces (OPFOR) element in the rear area has forwarded the positions of the enemy support sites or the locations of moving elements. The OPFOR aircraft have been dispatched to attack enemy installations or convoys.

**STANDARD:** The OPFOR element attempts to delay, disrupt, or damage the enemy targets by air. 1. Locates the target (support sites or convoys). 2. Makes attack runs on the designated targets. 3. Inflicts heavy damage to the selected target. 4. Sustains no loss of aircraft. 5. Delays moving the force for more than one hour.

**TASK:** Conduct Sniper Operations (5-OPFOR-0006)

**CONDITION:** The opposing forces (OPFOR) element has assigned snipers (regular or irregular elements) in the enemy's rear area along the main supply route (MSR) and near support sites.

**STANDARD:** The OPFOR element kills or wounds targets. 1. Sets up a well-concealed location. 2. Engages vehicle drivers or personnel on foot with short bursts of semiautomatic fire. 3. Kills or wounds selected targets. 4. Prevents the position from being discovered by enemy forces. 5. Evacuates the area without being spotted. 6. Reports all specified priority intelligence requirements (PIR) and other intelligence requirements to the OPFOR headquarters (HQ).

**ELEMENT:** S1 Section

**TASK:** Conduct Replacement Operations (12-1-0405.05-T01A)  
(TC 12-16) (FM 12-6)

**ITERATION:** 1 2 3 4 5 M (Circle)

**COMMANDER/LEADER ASSESSMENT:** T P U (Circle)

**CONDITIONS:** Replacements arrive in the battalion area. Digital units have performed functionality checks, and systems are operational. The unit is equipped with the Tactical Army Combat Service Support (CSS) Computer System (TACCS). Some iterations of this task should be performed in MOPP4.

**TASK STANDARDS:** Replacements are processed and transported to their units within 4 hours of their arrival. Digital units send and receive reports using frequency-modulated (FM) or digital means. The time required to perform this task is increased when conducting it in mission-oriented protection posture (MOPP) 4.

TASK STEPS AND PERFORMANCE MEASURES	GO	NO-GO
1. The Personnel and Administration Center (PAC) conducts administrative processing. <ul style="list-style-type: none"> <li>a. Reviewed assignment orders.</li> <li>b. Welcomed soldiers to the unit.</li> <li>c. Assigned soldiers to units according to the commanders' priorities.</li> <li>d. Signed soldiers in on Department of the Army (DA) Form 647.</li> <li>e. Collected medical and dental records.</li> <li>f. Turned in medical and dental records to the battalion aid station.</li> <li>g. Added names to the battle roster.</li> <li>h. Prepared Standard Installation/Division Personnel System (SIDPERS) input.</li> <li>i. Completed DA Form 3955.</li> <li>j. Forwarded DA Form 3955 to the servicing postal activity.</li> </ul> * 2. The Adjutant (US Army) (S1) or PAC supervisor processes soldiers into the command. <ul style="list-style-type: none"> <li>a. Briefed the mission and the tactical situation.</li> <li>b. Coordinated mess and medical support.</li> <li>c. Inspected soldiers for combat-critical clothing shortages.</li> <li>d. Coordinated equipment issue.</li> <li>e. Coordinated transportation to subordinate units.</li> </ul>		

TASK PERFORMANCE / EVALUATION SUMMARY BLOCK							
ITERATION	1	2	3	4	5	M	TOTAL
TOTAL TASK STEPS EVALUATED							
TOTAL TASK STEPS "GO"							
TRAINING STATUS "GO"/"NO-GO"							

"\*" indicates a leader task step.

**SUPPORTING INDIVIDUAL TASKS: NONE**

**SUPPORTING COLLECTIVE TASKS: NONE**

**OPFOR TASKS AND STANDARDS**

**TASK:** Disrupt a Route Reconnaissance (5-OPFOR-0021)

**CONDITION:** The enemy is conducting a route reconnaissance. The opposing forces (OPFOR) element is positioned along the enemy's route.

**STANDARD:** The OPFOR element attempts to disrupt a squad/section conducting a route reconnaissance. 1. Prevents the unit from meeting its specified time schedule. 2. Forces the unit to deviate from its specified route. 3. Prevents the unit from reaching its assigned destination. 4. Surprises the squad/section. 5. Inflicts casualties on the unit.

**TASK:** Conduct an Aerial Reconnaissance (5-OPFOR-0010)

**CONDITION:** The opposing forces (OPFOR) headquarters (HQ) element requires intelligence on the locations and identification of the enemy elements. Aircraft is dispatched to take photographs and make a visual inspection of the enemy rear area.

**STANDARD:** The OPFOR element gathers photograph intelligence of the enemy. 1. Photographs the assigned sectors. 2. Makes quick visual checks where the ceiling is low. 3. Locates enemy positions in the area, particularly support and storage bases, and command and control (C2) facilities. 4. Sustains no loss of aircraft. 5. Reports priority intelligence requirements (PIR) and other information requirements to the OPFOR HQ.

**TASK:** Conduct a Raid (5-OPFOR-0004)

**CONDITION:** The opposing forces (OPFOR) element has occupied an objective rally point and has orders to conduct a raid on a combat service support (CSS) base.

**STANDARD:** The OPFOR element infiltrates the enemy's base and destroys all of the targets. 1. Surprises the enemy forces. 2. Assaults the support base and accomplishes the assigned tasks. 3. Destroys the specified equipment and supplies. 4. Avoids being decisively engaged. 5. Withdraws all personnel from the objective areas within the time prescribed. 6. Obtains all priority intelligence requirements (PIR) from the raid site. 7. Sustains only light casualties from enemy fire.

**TASK:** Defeat Obstacles (5-OPFOR-0009)

**CONDITION:** The opposing forces (OPFOR) element encounters an obstacle that blocks the avenue of approach as it advances upon the enemy forces.

**STANDARD:** The OPFOR element bypasses or breaches the enemy obstacle. 1. Detects the obstacle before halting its main body. 2. Defeats the obstacle. a. Bypasses the obstacle without entering the engagement areas. b. Breaches the obstacle within 45 minutes and passes its entire force through the obstacle. 3. Does not incur degradation to the point that the mission must be discontinued.

**TASK:** Conduct an Attack (5-OPFOR-0008)

**CONDITION:** The enemy is conducting tactical operations. The opposing forces (OPFOR) element receives orders to attack the enemy, the area of occupation, or the main supply route (MSR) with smoke.

**STANDARD:** The OPFOR element disrupts the enemy's movement and smoke operations. 1. Determines the delivery method of the smoke attack. 2. Locates the target. 3. Delivers the smoke attack downwind. 4. Attacks the enemy with smoke, and surge attacks when the enemy responds to the smoke.

**TASK:** Disrupt Construction of Vehicle Fighting Positions (5-OPFOR-0020)

**CONDITION:** The opposing forces (OPFOR) element has located the enemy. The priority intelligence requirements (PIR) and other intelligence obtained by OPFOR patrols indicate the enemy is constructing vehicle fighting positions within its defensive area. The OPFOR element has automatic and antiarmor weapons and light mortars.

**STANDARD:** The OPFOR element attempts to disrupt the enemy's efforts to establish vehicle fighting positions. 1. Locates the defensive area. 2. Surprises the main body. 3. Penetrates the defensive area with squad-size probes. 4. Inflicts casualties on the unit. 5. Destroys vehicles. 6. Disrupts the unit's preparations (prevents or delays beyond the unit's allotted time).

**TASK:** Disrupt an Engineer Reconnaissance (5-OPFOR-0022)

**CONDITION:** The enemy is conducting an engineer reconnaissance. The opposing forces (OPFOR) element is positioned along the enemy's route.

**STANDARD:** The OPFOR element disrupts an engineer reconnaissance. 1. Prevents the unit from meeting its specified time schedule. 2. Forces the unit to deviate from its specified route. 3. Prevents the unit from accomplishing its assigned engineer reconnaissance. 4. Surprises the unit conducting the reconnaissance.

**TASK:** Conduct Terrorist and Saboteur Attacks (5-OPFOR-0005)

**CONDITION:** The opposing forces (OPFOR) element dispatches small teams into the enemy's rear area to disrupt combat service support (CSS) operations.

**STANDARD:** The enemy sustains disrupted command and control (C2), destroyed equipment and supplies, and light casualties. 1. Locates rear support bases and C2 facilities. 2. Delays and disrupts CSS operations through probes. 3. Infiltrates CSS bases to conduct sabotage and terrorist activities. 4. Inflicts light casualties. 5. Destroys supplies and equipment.

**TASK:** Defend a Minefield (5-OPFOR-0023)

**CONDITION:** The enemy is conducting a minefield sweeping operation. The opposing forces (OPFOR) element has a minefield placed in the enemy's path. The minefield is under constant observation and fire.

**STANDARD:** The OPFOR element defends a minefield against an enemy element conducting a minefield sweeping operation. 1. Prevents the unit from detecting the obstacle. 2. Disrupts the minefield sweeping operation. 3. Prevents the unit from conducting the minefield sweeping operation, prevents the unit from moving all personnel through the breach, or delays the completion of the minefield sweeping operation for more than 45 minutes.

**TASK:** Conduct an Ambush (5-OPFOR-0007)

**CONDITION:** The enemy is moving in a convoy. The opposing forces (OPFOR) element is positioned along the enemy's route.

**STANDARD:** The OPFOR element inflicts casualties on the enemy and causes vehicle and equipment damage. 1. Prepares an ambush site before the element arrives. 2. Surprises march element forces. 3. Inflicts heavy casualties within the designated kill zone. 4. Inflicts heavy damage to the vehicles and the equipment within the designated kill zone. 5. Delays the march element from reaching a specified destination for a specified period of time. 6. Withdraws on order. 7. Sustains no casualties. 8. Reports actions to superiors.

**TASK:** Maintain Contact (5-OPFOR-0003)

**CONDITION:** The opposing forces (OPFOR) element is engaged with enemy base-defense forces. The enemy forces are withdrawing under pressure.

**STANDARD:** The OPFOR element maintains enemy contact while the enemy withdraws. 1. Engages the enemy forces decisively. 2. Advances the OPFOR as the enemy forces withdraw. 3. Inflicts heavy casualties. 4. Captures the members of the enemy force. 5. Captures documents and equipment. 6. Safeguards the captured documents, the equipment, and the personnel.

**TASK:** Surrender to the Capturing Unit on the Battlefield (5-OPFOR-0024)

**CONDITION:** The enemy has captured opposing forces (OPFOR) element's soldiers, documents, and equipment sensitive to the OPFOR tactical operations.

**STANDARD:** The OPFOR soldiers retain or destroy documents and equipment. The OPFOR element surrenders the documents and the equipment of no tactical use to the enemy and attempts to conceal or destroy items of tactical value. The OPFOR element attempts escape and evasion. 1. Prevents the successful capture of the documents and the equipment. 2. Destroys the documents and the equipment. 3. Removes identifying markings from the equipment. 4. Removes unit-identifying insignia. 5. Provides misleading information. 6. Plans an escape. 7. Delays movement to the nearest collection point. 8. Prevents safeguarding of the enemy prisoners of war (EPWs) in order to cause embarrassment to the United States (US).

**TASK:** Disrupt a Net Control Station (NCS) (5-OPFOR-0019)

**CONDITION:** The enemy has established a NCS. The opposing forces (OPFOR) element has radio and jamming equipment.

**STANDARD:** The OPFOR element attempts to disrupt an NCS. 1. Attempts to locate the radio frequency that the unit is operating on. 2. Attempts to enter the radio net. 3. Attempts to issue "bogus" orders to a unit on the net. 4. Jams the radio frequency and forces the unit to go to an alternate frequency.

**TASK:** Disrupt Defensive Preparations (5-OPFOR-0018)

**CONDITION:** The opposing forces (OPFOR) element has located the enemy. Priority intelligence requirements (PIR) and other intelligence requirements obtained by OPFOR patrols indicate that the enemy elements are establishing defensive positions. The OPFOR element has automatic and antiarmor weapons and light mortars.

**STANDARD:** The OPFOR element disrupts and delays the enemy's defensive preparations. 1. Locates and penetrates the enemy's security system. 2. Forces the enemy to delay defensive preparations. 3. Disrupts the enemy's obstacle preparations.

**TASK:** Disrupt Enemy Movement and Operations Using Tactical Nuclear Weapons (5-OPFOR-0016)



**CONDITION:** The opposing forces (OPFOR) element has located the enemy. Priority intelligence requirements (PIR) and other intelligence requirements have been obtained by OPFOR patrols. Tactical nuclear weapons are employed against key locations in the rear area.

**STANDARD:** The OPFOR element disrupts enemy movement and operations. 1. Disrupts or delays the movement of the enemy's equipment and supplies to the forward areas. 2. Destroys enemy equipment and supplies. 3. Inflicts a high rate of nuclear casualties among the enemy forces. 4. Denies the enemy the use of specified areas. 5. Contaminates the enemy's equipment and supplies.

**TASK:** Disrupt Quarters Party Operations (5-OPFOR-0017)

**CONDITION:** The enemy is conducting quarters party operations. It has established an assembly area (AA) but has not moved in the main body.

**STANDARD:** The opposing forces (OPFOR) element attempts to disrupt quarters party operations and infiltrate the enemy's AA. 1. Locates the quarters party and the AA. 2. Surprises the main body. 3. Penetrates the AA with squad-size probes. 4. Inflicts personnel casualties and vehicle damage. 5. Disrupts the unit's preparations (prevents or delays beyond the unit's allotted time).

**TASK:** Disrupt Enemy Movement and Operations Using Persistent and Nonpersistent Chemical Weapons (5-OPFOR-0015)

**CONDITION:** The opposing forces (OPFOR) element has located the enemy. Priority intelligence requirements (PIR) and other intelligence requirements have been obtained by OPFOR patrols. The OPFOR units deliver chemical agents, by means of conventional artillery weapons or aircraft, along selected supply routes and key bases in the rear area.

**STANDARD:** The OPFOR element disrupts enemy movement and operations using persistent and nonpersistent chemical weapons. 1. Delivers chemical agents in low and densely wooded areas. 2. Delays the movement of enemy supplies and equipment to the forward areas. 3. Restricts the movement of the enemy units in the rear area. 4. Channels the movement of enemy units into predesignated ambush areas. 5. Contaminates enemy supplies and equipment. 6. Inflicts a high rate of casualties on enemy forces.

**TASK:** Disrupt Movement (5-OPFOR-0014)

**CONDITION:** The enemy is expected to move through the opposing forces (OPFOR) element's area of operations. The OPFOR element has received an operation order (OPORD) or fragmentary order (FRAGO) to disrupt enemy movement. The enemy has the capability to defend with direct fire and antiarmor weapons.

**STANDARD:** The OPFOR element delays enemy movement. 1. Delays the element. 2. Forces the element to deviate from its route. 3. Prevents the element from reaching its destination. 4. Surprises the element's main body.

**TASK:** Counter Passage of Lines (5-OPFOR-0012)

**CONDITION:** Enemy forces are in defensive positions, but they are expected to attempt passage-of-lines operations. The opposing forces (OPFOR) received orders to disrupt enemy passage-of-lines operations.

**STANDARD:** The OPFOR element delays or prevents enemy passage of lines. 1. Delays the passage. 2. Prevents the company from moving all personnel through the stationary unit. 3. Engages the main body of either the moving or the stationary unit.

**TASK:** Disrupt Assembly Area (AA) Activities (5-OPFOR-0013)

**CONDITION:** Intelligence reports indicate that platoon- and company-size enemy units are operating in the opposing forces (OPFOR) area of operations. Enemy units can defend from AAs with direct fire, antiarmor weapons, and indirect fire. The enemy has close air support (CAS) and nuclear, biological, and chemical (NBC) capabilities.

**STANDARD:** The OPFOR element locates and disrupts the enemy's AA activities. 1. Locates the element's AA. 2. Probes the AA with squad- or team-size elements. 3. Inflicts more than 5 percent casualties on the element. 4. Disrupts the element's preparations (prevents or delays beyond the element's allotted time).

**TASK:** Attack (5-OPFOR-0001)

**CONDITION:** The opposing forces (OPFOR) element has located the enemy. The priority intelligence requirements (PIR) and the other intelligence requirements have been obtained by OPFOR patrols. The OPFOR element has automatic and antiarmor weapons and light mortars.

**STANDARD:** The OPFOR element attempts to seize the terrain, the vehicles, or the equipment. 1. Develops an attack plan. 2. Surprises the enemy unit's main body. 3. Initiates the attack using a scheme of maneuver that exploits the enemy's flanks, gaps, and weaknesses. 4. Uses covered and concealed routes to approach the enemy forces' flanks, gaps, or weakly held areas. 5. Employs indirect fire to support the attack. 6. Penetrates enemy defenses. 7. Destroys the equipment and the supplies. 8. Inflicts heavy casualties. 9. Isolates the combat service support (CSS) base by blocking the reinforcements. 10. Forces the enemy units to displace. 11. Avoids being fixed in one position. 12. Withdraws before the CSS base is reinforced with tactical combat forces.

**TASK:** Conduct Air Attacks (5-OPFOR-0002)

**CONDITION:** The opposing forces (OPFOR) element in the rear area has forwarded the positions of the enemy support sites or the locations of moving elements. The OPFOR aircraft have been dispatched to attack enemy installations or convoys.

**STANDARD:** The OPFOR element attempts to delay, disrupt, or damage the enemy targets by air. 1. Locates the target (support sites or convoys). 2. Makes attack runs on the designated targets. 3. Inflicts heavy damage to the selected target. 4. Sustains no loss of aircraft. 5. Delays moving the force for more than one hour.

**TASK:** Conduct Sniper Operations (5-OPFOR-0006)

**CONDITION:** The opposing forces (OPFOR) element has assigned snipers (regular or irregular elements) in the enemy's rear area along the main supply route (MSR) and near support sites.

**STANDARD:** The OPFOR element kills or wounds targets. 1. Sets up a well-concealed location. 2. Engages vehicle drivers or personnel on foot with short bursts of semiautomatic fire. 3. Kills or wounds selected targets. 4. Prevents the position from being discovered by enemy forces. 5. Evacuates the area without being spotted. 6. Reports all specified priority intelligence requirements (PIR) and other intelligence requirements to the OPFOR headquarters (HQ).

**ELEMENT:** S1 Section

**TASK:** Process Personnel and Administrative Actions (12-1-0406.05-T01A)  
 (AR 25-50) (AR 27-10) (FM 12-6)  
 (TC 22-6)

**ITERATION:** 1 2 3 4 5 M (Circle)  
**COMMANDER/LEADER ASSESSMENT:** T P U (Circle)

**CONDITIONS:** The unit is performing its combat mission. Digital units have performed functionality checks, and systems are operational. Requests for personnel actions are being received. Distribution, Uniform Code of Military Justice (UCMJ) actions, and hometown news releases are being received. Some iterations of this task should be performed in MOPP4.

**TASK STANDARDS:** Personnel actions are processed as soon as possible in keeping with the tactical situation in a manner that precludes adverse morale implications. Digital units send and receive reports using frequency-modulated (FM) or digital means. The time required to perform this task is increased when conducting it in mission-oriented protection posture (MOPP) 4.

TASK STEPS AND PERFORMANCE MEASURES	GO	NO-GO
<ol style="list-style-type: none"> <li>1. The Personnel and Administration Center (PAC) collects requests from supported companies and higher headquarters (HQ).                             <ol style="list-style-type: none"> <li>a. Logged receipt of all actions.</li> <li>b. Verified actions to ensure validity and need.</li> <li>c. Corrected erroneous and incomplete data.</li> </ol> </li> <li>2. The PAC processes information.                             <ol style="list-style-type: none"> <li>a. Prioritized all personnel actions.</li> <li>b. Prepared appropriate personnel forms.</li> <li>c. Reviewed actions for accuracy and completeness.</li> <li>d. Corrected erroneous and incomplete data.</li> <li>e. Advised soldiers.</li> </ol> </li> <li>* 3. The Adjutant (US Army) (S1) or PAC supervisor processes actions.                             <ol style="list-style-type: none"> <li>a. Performed technical and administrative reviews.</li> <li>b. Corrected minor errors.</li> <li>c. Approved or recommended approval.</li> <li>d. Dispatched actions to higher HQ for further action.</li> </ol> </li> <li>* 4. The S1 or PAC supervisor disseminates information.                             <ol style="list-style-type: none"> <li>a. Briefed the commander on the status of personnel actions.</li> <li>b. Informed subordinate companies and soldiers on the status of personnel actions.</li> </ol> </li> <li>5. The PAC processes award recommendations.                             <ol style="list-style-type: none"> <li>a. Reviewed recommendations for awards.</li> <li>b. Processed DA Form 638s.</li> <li>c. Forwarded the recommendations to the approving authority.</li> <li>d. Suspended a copy of the recommendation for award.</li> <li>e. Forwarded approved awards to the unit commander for presentation at an appropriate ceremony (when the situation permitted).</li> </ol> </li> <li>6. The PAC processes leave requests.                             <ol style="list-style-type: none"> <li>a. Processed DA Form 31s.</li> <li>b. Maintained a leave control log.</li> </ol> </li> </ol>		

TASK STEPS AND PERFORMANCE MEASURES	GO	NO-GO
<p>c. Forwarded required copies of DA Form 31 to the Finance Support Command (FSC), as appropriate.</p> <p>7. The PAC processes Standard Installation/Division Personnel System (SIDPERS) input.</p> <ul style="list-style-type: none"> <li>a. Prepared input.</li> <li>b. Reviewed transactions for accuracy and completeness.</li> <li>c. Obtained required signatures for transmittal.</li> </ul> <p>8. The PAC manages the evaluation reporting system.</p> <ul style="list-style-type: none"> <li>a. Initiated evaluation report shells.</li> <li>b. Established internal suspenses for the evaluation report.</li> <li>c. Forwarded evaluation work sheets to appropriate subordinate units.</li> <li>d. Reviewed returned evaluation reports for completeness and accuracy.</li> <li>e. Prepared evaluation reports, if required.</li> <li>f. Returned completed evaluation reports for required signatures.</li> <li>g. Checked returned evaluation reports to ensure that signatures and dates were correct.</li> <li>h. Forwarded completed evaluation reports to the Personnel Service Company (PSC).</li> </ul> <p>9. The PAC provides administrative support.</p> <ul style="list-style-type: none"> <li>a. Maintained suspense control.</li> <li>b. Typed all standing operating procedures (SOPs) and correspondence for the battalion commander, the executive officer (XO), and the units (including memorandums, letters, endorsements, accident reports, and forms).</li> <li>c. Operated reproduction equipment.</li> <li>d. Maintained reproduction equipment.</li> <li>e. Picked up distribution from higher HQ.</li> <li>f. Sorted distribution.</li> <li>g. Secured distribution.</li> <li>h. Processed distribution from staff sections and subordinate and attached units.</li> <li>i. Maintained required blank forms and publications.</li> </ul> <p>10. The PAC processes promotion recommendations.</p> <ul style="list-style-type: none"> <li>a. Verified soldier eligibility.</li> <li>b. Forwarded a list of names of eligible soldiers to subordinate units.</li> <li>c. Forwarded promotion recommendations to the appropriate promotion authority.</li> <li>d. Verified proper distribution of promotion orders (individual, personnel, and finance).</li> <li>e. Initiated further command actions when required.</li> </ul> <p>11. The PAC processes letters of reprimand.</p> <ul style="list-style-type: none"> <li>a. Determined the facts that support the imposition of the letter of reprimand.</li> <li>b. Prepared the letter of reprimand for the commander's signature.</li> <li>c. Prepared the notification letter to the individual advising him of his rights.</li> </ul> <p>12. The PAC processes letters of indebtedness.</p> <ul style="list-style-type: none"> <li>a. Gathered all documents and facts bearing on the claimed indebtedness of the soldier.</li> <li>b. Prepared the letter for the commander's signature to the agency or individual claiming the debt.</li> <li>c. Dispatched the letter to the agency or individual.</li> </ul>		

TASK STEPS AND PERFORMANCE MEASURES	GO	NO-GO
d. Followed up, if necessary. e. Referred the soldier to the division Staff Judge Advocate (SJA) or brigade legal advisor for legal assistance and preparation of response to debtors.  13. The PAC processes letters of nonsupport. a. Determined the type of letter to be prepared based on all the facts gathered. b. Determined all information bearing on the claimed nonsupport by the soldier. c. Prepared the letter for the commander's or the soldier's signature. d. Dispatched the letter to the agency or individual claiming nonsupport.  14. The PAC processes other adverse actions. a. Ensured that all facts and supporting documents were available. b. Prepared required administrative documents. c. Forwarded the packet to the appropriate authority for action.  15. The PAC provides financial assistance. a. Processed related documents. b. Distributed net pay advice (NPA) and leave and earnings statements (LES). c. Resolved less-complicated pay problems. d. Answered pay-related inquires. e. Provided liaison and coordination with the supporting FSC.		

TASK PERFORMANCE / EVALUATION SUMMARY BLOCK							
ITERATION	1	2	3	4	5	M	TOTAL
TOTAL TASK STEPS EVALUATED							
TOTAL TASK STEPS "GO"							
TRAINING STATUS "GO"/"NO-GO"							

"\*" indicates a leader task step.

**SUPPORTING INDIVIDUAL TASKS: NONE**

**SUPPORTING COLLECTIVE TASKS: NONE**

**OPFOR TASKS AND STANDARDS**

**TASK:** Disrupt a Route Reconnaissance (5-OPFOR-0021)

**CONDITION:** The enemy is conducting a route reconnaissance. The opposing forces (OPFOR) element is positioned along the enemy's route.

**STANDARD:** The OPFOR element attempts to disrupt a squad/section conducting a route reconnaissance. 1. Prevents the unit from meeting its specified time schedule. 2. Forces the unit to deviate from its specified route. 3. Prevents the unit from reaching its assigned destination. 4. Surprises the squad/section. 5. Inflicts casualties on the unit.

**TASK:** Conduct an Aerial Reconnaissance (5-OPFOR-0010)

**CONDITION:** The opposing forces (OPFOR) headquarters (HQ) element requires intelligence on the locations and identification of the enemy elements. Aircraft is dispatched to take photographs and make a visual inspection of the enemy rear area.

**STANDARD:** The OPFOR element gathers photograph intelligence of the enemy. 1. Photographs the assigned sectors. 2. Makes quick visual checks where the ceiling is low. 3. Locates enemy positions in the area, particularly support and storage bases, and command and control (C2) facilities. 4. Sustains no loss of aircraft. 5. Reports priority intelligence requirements (PIR) and other information requirements to the OPFOR HQ.

**TASK:** Conduct a Raid (5-OPFOR-0004)

**CONDITION:** The opposing forces (OPFOR) element has occupied an objective rally point and has orders to conduct a raid on a combat service support (CSS) base.

**STANDARD:** The OPFOR element infiltrates the enemy's base and destroys all of the targets. 1. Surprises the enemy forces. 2. Assaults the support base and accomplishes the assigned tasks. 3. Destroys the specified equipment and supplies. 4. Avoids being decisively engaged. 5. Withdraws all personnel from the objective areas within the time prescribed. 6. Obtains all priority intelligence requirements (PIR) from the raid site. 7. Sustains only light casualties from enemy fire.

**TASK:** Defeat Obstacles (5-OPFOR-0009)

**CONDITION:** The opposing forces (OPFOR) element encounters an obstacle that blocks the avenue of approach as it advances upon the enemy forces.

**STANDARD:** The OPFOR element bypasses or breaches the enemy obstacle. 1. Detects the obstacle before halting its main body. 2. Defeats the obstacle. a. Bypasses the obstacle without entering the engagement areas. b. Breaches the obstacle within 45 minutes and passes its entire force through the obstacle. 3. Does not incur degradation to the point that the mission must be discontinued.

**TASK:** Conduct an Attack (5-OPFOR-0008)

**CONDITION:** The enemy is conducting tactical operations. The opposing forces (OPFOR) element receives orders to attack the enemy, the area of occupation, or the main supply route (MSR) with smoke.

**STANDARD:** The OPFOR element disrupts the enemy's movement and smoke operations. 1. Determines the delivery method of the smoke attack. 2. Locates the target. 3. Delivers the smoke attack downwind. 4. Attacks the enemy with smoke, and surge attacks when the enemy responds to the smoke.

**TASK:** Disrupt Construction of Vehicle Fighting Positions (5-OPFOR-0020)

**CONDITION:** The opposing forces (OPFOR) element has located the enemy. The priority intelligence requirements (PIR) and other intelligence obtained by OPFOR patrols indicate the enemy is constructing vehicle fighting positions within its defensive area. The OPFOR element has automatic and antiarmor weapons and light mortars.

**STANDARD:** The OPFOR element attempts to disrupt the enemy's efforts to establish vehicle fighting positions. 1. Locates the defensive area. 2. Surprises the main body. 3. Penetrates the defensive area with squad-size probes. 4. Inflicts casualties on the unit. 5. Destroys vehicles. 6. Disrupts the unit's preparations (prevents or delays beyond the unit's allotted time).

**TASK:** Disrupt an Engineer Reconnaissance (5-OPFOR-0022)

**CONDITION:** The enemy is conducting an engineer reconnaissance. The opposing forces (OPFOR) element is positioned along the enemy's route.

**STANDARD:** The OPFOR element disrupts an engineer reconnaissance. 1. Prevents the unit from meeting its specified time schedule. 2. Forces the unit to deviate from its specified route. 3. Prevents the unit from accomplishing its assigned engineer reconnaissance. 4. Surprises the unit conducting the reconnaissance.

**TASK:** Conduct Terrorist and Saboteur Attacks (5-OPFOR-0005)

**CONDITION:** The opposing forces (OPFOR) element dispatches small teams into the enemy's rear area to disrupt combat service support (CSS) operations.

**STANDARD:** The enemy sustains disrupted command and control (C2), destroyed equipment and supplies, and light casualties. 1. Locates rear support bases and C2 facilities. 2. Delays and disrupts CSS operations through probes. 3. Infiltrates CSS bases to conduct sabotage and terrorist activities. 4. Inflicts light casualties. 5. Destroys supplies and equipment.

**TASK:** Defend a Minefield (5-OPFOR-0023)

**CONDITION:** The enemy is conducting a minefield sweeping operation. The opposing forces (OPFOR) element has a minefield placed in the enemy's path. The minefield is under constant observation and fire.

**STANDARD:** The OPFOR element defends a minefield against an enemy element conducting a minefield sweeping operation. 1. Prevents the unit from detecting the obstacle. 2. Disrupts the minefield sweeping operation. 3. Prevents the unit from conducting the minefield sweeping operation, prevents the unit from moving all personnel through the breach, or delays the completion of the minefield sweeping operation for more than 45 minutes.

**TASK:** Maintain Contact (5-OPFOR-0003)

**CONDITION:** The opposing forces (OPFOR) element is engaged with enemy base-defense forces. The enemy forces are withdrawing under pressure.

**STANDARD:** The OPFOR element maintains enemy contact while the enemy withdraws. 1. Engages the enemy forces decisively. 2. Advances the OPFOR as the enemy forces withdraw. 3. Inflicts heavy casualties. 4. Captures the members of the enemy force. 5. Captures documents and equipment. 6. Safeguards the captured documents, the equipment, and the personnel.

**TASK:** Conduct an Ambush (5-OPFOR-0007)

**CONDITION:** The enemy is moving in a convoy. The opposing forces (OPFOR) element is positioned along the enemy's route.

**STANDARD:** The OPFOR element inflicts casualties on the enemy and causes vehicle and equipment damage. 1. Prepares an ambush site before the element arrives. 2. Surprises march element forces. 3. Inflicts heavy casualties within the designated kill zone. 4. Inflicts heavy damage to the vehicles and the equipment within the designated kill zone. 5. Delays the march element from reaching a specified destination for a specified period of time. 6. Withdraws on order. 7. Sustains no casualties. 8. Reports actions to superiors.

**TASK:** Surrender to the Capturing Unit on the Battlefield (5-OPFOR-0024)

**CONDITION:** The enemy has captured opposing forces (OPFOR) element's soldiers, documents, and equipment sensitive to the OPFOR tactical operations.

**STANDARD:** The OPFOR soldiers retain or destroy documents and equipment. The OPFOR element surrenders the documents and the equipment of no tactical use to the enemy and attempts to conceal or destroy items of tactical value. The OPFOR element attempts escape and evasion. 1. Prevents the successful capture of the documents and the equipment. 2. Destroys the documents and the equipment. 3. Removes identifying markings from the equipment. 4. Removes unit-identifying insignia. 5. Provides misleading information. 6. Plans an escape. 7. Delays movement to the nearest collection point. 8. Prevents safeguarding of the enemy prisoners of war (EPWs) in order to cause embarrassment to the United States (US).

**TASK:** Disrupt a Net Control Station (NCS) (5-OPFOR-0019)

**CONDITION:** The enemy has established a NCS. The opposing forces (OPFOR) element has radio and jamming equipment.

**STANDARD:** The OPFOR element attempts to disrupt an NCS. 1. Attempts to locate the radio frequency that the unit is operating on. 2. Attempts to enter the radio net. 3. Attempts to issue "bogus" orders to a unit on the net. 4. Jams the radio frequency and forces the unit to go to an alternate frequency.

**TASK:** Disrupt Defensive Preparations (5-OPFOR-0018)

**CONDITION:** The opposing forces (OPFOR) element has located the enemy. Priority intelligence requirements (PIR) and other intelligence requirements obtained by OPFOR patrols indicate that the enemy elements are establishing defensive positions. The OPFOR element has automatic and antiarmor weapons and light mortars.

**STANDARD:** The OPFOR element disrupts and delays the enemy's defensive preparations. 1. Locates and penetrates the enemy's security system. 2. Forces the enemy to delay defensive preparations. 3. Disrupts the enemy's obstacle preparations.

**TASK:** Disrupt Enemy Movement and Operations Using Tactical Nuclear Weapons (5-OPFOR-0016)

**CONDITION:** The opposing forces (OPFOR) element has located the enemy. Priority intelligence requirements (PIR) and other intelligence requirements have been obtained by OPFOR patrols. Tactical nuclear weapons are employed against key locations in the rear area.

**STANDARD:** The OPFOR element disrupts enemy movement and operations. 1. Disrupts or delays the movement of the enemy's equipment and supplies to the forward areas. 2. Destroys enemy equipment and supplies. 3. Inflicts a high rate of nuclear casualties among the enemy forces. 4. Denies the enemy the use of specified areas. 5. Contaminates the enemy's equipment and supplies.

**TASK:** Disrupt Quartering Party Operations (5-OPFOR-0017)

**CONDITION:** The enemy is conducting quartering party operations. It has established an assembly area (AA) but has not moved in the main body.

**STANDARD:** The opposing forces (OPFOR) element attempts to disrupt quartering party operations and infiltrate the enemy's AA. 1. Locates the quartering party and the AA. 2. Surprises the main body. 3. Penetrates the AA with squad-size probes. 4. Inflicts personnel casualties and vehicle damage. 5. Disrupts the unit's preparations (prevents or delays beyond the unit's allotted time).

**TASK:** Disrupt Enemy Movement and Operations Using Persistent and Nonpersistent Chemical Weapons (5-OPFOR-0015)



**CONDITION:** The opposing forces (OPFOR) element has located the enemy. Priority intelligence requirements (PIR) and other intelligence requirements have been obtained by OPFOR patrols. The OPFOR units deliver chemical agents, by means of conventional artillery weapons or aircraft, along selected supply routes and key bases in the rear area.

**STANDARD:** The OPFOR element disrupts enemy movement and operations using persistent and nonpersistent chemical weapons. 1. Delivers chemical agents in low and densely wooded areas. 2. Delays the movement of enemy supplies and equipment to the forward areas. 3. Restricts the movement of the enemy units in the rear area. 4. Channels the movement of enemy units into predesignated ambush areas. 5. Contaminates enemy supplies and equipment. 6. Inflicts a high rate of casualties on enemy forces.

**TASK:** Disrupt Movement (5-OPFOR-0014)

**CONDITION:** The enemy is expected to move through the opposing forces (OPFOR) element's area of operations. The OPFOR element has received an operation order (OPORD) or fragmentary order (FRAGO) to disrupt enemy movement. The enemy has the capability to defend with direct fire and antiarmor weapons.

**STANDARD:** The OPFOR element delays enemy movement. 1. Delays the element. 2. Forces the element to deviate from its route. 3. Prevents the element from reaching its destination. 4. Surprises the element's main body.

**TASK:** Counter Passage of Lines (5-OPFOR-0012)

**CONDITION:** Enemy forces are in defensive positions, but they are expected to attempt passage-of-lines operations. The opposing forces (OPFOR) received orders to disrupt enemy passage-of-lines operations.

**STANDARD:** The OPFOR element delays or prevents enemy passage of lines. 1. Delays the passage. 2. Prevents the company from moving all personnel through the stationary unit. 3. Engages the main body of either the moving or the stationary unit.

**TASK:** Disrupt Assembly Area (AA) Activities (5-OPFOR-0013)

**CONDITION:** Intelligence reports indicate that platoon- and company-size enemy units are operating in the opposing forces (OPFOR) area of operations. Enemy units can defend from AAs with direct fire, antiarmor weapons, and indirect fire. The enemy has close air support (CAS) and nuclear, biological, and chemical (NBC) capabilities.

**STANDARD:** The OPFOR element locates and disrupts the enemy's AA activities. 1. Locates the element's AA. 2. Probes the AA with squad- or team-size elements. 3. Inflicts more than 5 percent casualties on the element. 4. Disrupts the element's preparations (prevents or delays beyond the element's allotted time).

**TASK:** Attack (5-OPFOR-0001)

**CONDITION:** The opposing forces (OPFOR) element has located the enemy. The priority intelligence requirements (PIR) and the other intelligence requirements have been obtained by OPFOR patrols. The OPFOR element has automatic and antiarmor weapons and light mortars.

**STANDARD:** The OPFOR element attempts to seize the terrain, the vehicles, or the equipment. 1. Develops an attack plan. 2. Surprises the enemy unit's main body. 3. Initiates the attack using a scheme of maneuver that exploits the enemy's flanks, gaps, and weaknesses. 4. Uses covered and concealed routes to approach the enemy forces' flanks, gaps, or weakly held areas. 5. Employs indirect fire to support the attack. 6. Penetrates enemy defenses. 7. Destroys the equipment and the supplies. 8. Inflicts heavy casualties. 9. Isolates the combat service support (CSS) base by blocking the reinforcements. 10. Forces the enemy units to displace. 11. Avoids being fixed in one position. 12. Withdraws before the CSS base is reinforced with tactical combat forces.

**TASK:** Conduct Air Attacks (5-OPFOR-0002)

**CONDITION:** The opposing forces (OPFOR) element in the rear area has forwarded the positions of the enemy support sites or the locations of moving elements. The OPFOR aircraft have been dispatched to attack enemy installations or convoys.

**STANDARD:** The OPFOR element attempts to delay, disrupt, or damage the enemy targets by air. 1. Locates the target (support sites or convoys). 2. Makes attack runs on the designated targets. 3. Inflicts heavy damage to the selected target. 4. Sustains no loss of aircraft. 5. Delays moving the force for more than one hour.

**TASK:** Conduct Sniper Operations (5-OPFOR-0006)

**CONDITION:** The opposing forces (OPFOR) element has assigned snipers (regular or irregular elements) in the enemy's rear area along the main supply route (MSR) and near support sites.

**STANDARD:** The OPFOR element kills or wounds targets. 1. Sets up a well-concealed location. 2. Engages vehicle drivers or personnel on foot with short bursts of semiautomatic fire. 3. Kills or wounds selected targets. 4. Prevents the position from being discovered by enemy forces. 5. Evacuates the area without being spotted. 6. Reports all specified priority intelligence requirements (PIR) and other intelligence requirements to the OPFOR headquarters (HQ).

**ELEMENT:** S1 Section

**TASK:** Provide Legal Support (12-1-0410.05-T01A)

(AR 27-10)	(AR 15-6)	(AR 190-47)
(AR 27-1)	(AR 27-20)	(AR 600-20)
(AR 600-8-2)	(AR 600-85)	(AR 635-200)
(DOD REG 5500.7-R)		

**ITERATION:** 1 2 3 4 5 (Circle)

**COMMANDER/LEADER ASSESSMENT:** T P U (Circle)

**CONDITIONS:** The battalion is deployed and conducting combat operations. Digital units have performed functionality checks, and systems are operational. Requests for legal support have been received. This task should not be trained in MOPP4.

**TASK STANDARDS:** Legal support is provided to the command according to the Uniform Code of Military Justice (UCMJ), other laws and directives, the Manual for Courts Martial (MCM), and the unit's standing operating procedure (SOP). Digital units send and receive reports using frequency-modulated (FM) or digital means.

TASK STEPS AND PERFORMANCE MEASURES	GO	NO-GO
<ol style="list-style-type: none"> <li>1. The battalion legal noncommissioned officer (NCO) or specialist provides the battalion commander with the current status of legal matters, to include--                             <ol style="list-style-type: none"> <li>a. Courts-martial actions and dispositions.</li> <li>b. Nonjudicial proceedings.</li> <li>c. Administrative separation actions.</li> <li>d. Formal and informal investigations.</li> <li>e. Other adverse administrative actions, such as bars to reenlistment or letters of reprimand.</li> </ol> </li> <li>2. The battalion legal NCO or specialist assists subordinate commanders and soldiers.                             <ol style="list-style-type: none"> <li>a. Coordinated with subordinate units to assist in the disposition of court and board actions.</li> <li>b. Prepared charge sheets and allied papers, confinement orders, and the commander's actions.</li> <li>c. Recorded and prepared summarized proceedings of Article 32(b) investigations (Department of Defense [DD] Form 457).</li> <li>d. Prepared records of nonjudicial punishment.</li> <li>e. Reviewed records of nonjudicial punishment forwarded by subordinate units.</li> <li>f. Processed appeals of nonjudicial punishment and monitored posting of records to personnel and financial files.</li> <li>g. Prepared notifications of administrative separation.</li> <li>h. Recorded and prepared summarized records of board proceedings related to administrative separations.</li> <li>i. Prepared, processed, and monitored the administrative separation actions.</li> <li>j. Recorded and prepared summarized records of trial for special courts-martial.</li> <li>k. Prepared and processed records of trial for summary courts-martial.</li> <li>l. Prepared, processed, and monitored the suspension of favorable personnel actions.</li> </ol> </li> </ol>		

TASK STEPS AND PERFORMANCE MEASURES	GO	NO-GO
<p>3. The battalion legal NCO or specialist coordinates with the brigade legal NCO for legal services from the Staff Judge Advocate (SJA) or brigade legal advisor.</p> <ul style="list-style-type: none"> <li>a. Acted as liaison between subordinate units and the SJA section.</li> <li>b. Assisted the legal assistance officer in preparing powers of attorney, wills, and other legal assistance documents.</li> <li>c. Assisted the claims judge advocate with claims investigations and assisted in the preparation of claims forms, to include forwarding them for appropriate disposition.</li> <li>d. Forwarded documents for review by administrative law and contract law personnel.</li> <li>e. Assisted judge advocates with military justice training as well as international law and operational law training.</li> <li>f. Assisted the trial counsel in preparing pretrial, trial, and posttrial documents.</li> <li>g. Arranged for witnesses and other necessary personnel to be present at the courts-martial.</li> <li>h. Assisted in processing of posttrial prisoners for confinement.</li> </ul> <p>4. The battalion legal NCO or specialist coordinates with the trial defense service for defense counsel services.</p> <ul style="list-style-type: none"> <li>a. Arranged for advice by counsel for nonjudicial punishment proceedings.</li> <li>b. Arranged for consultation with counsel for administrative separations or representation.</li> </ul> <p>* 5. The battalion commander administers UCMJ.</p> <ul style="list-style-type: none"> <li>a. Evaluated evidence and determined the appropriate disposition of violations of the UCMJ.</li> <li>b. Administered nonjudicial punishment.</li> <li>c. Returned charges to the subordinate commander for other disposition.</li> <li>d. Referred charges to trial by summary court or forwarded charges for trial by courts-martial.</li> </ul> <p>* 6. The battalion commander disposes of disciplinary infractions and misconduct by other than judicial or nonjudicial proceedings.</p> <ul style="list-style-type: none"> <li>a. Initiated, forwarded, approved, or returned letters of reprimand/admonition.</li> <li>b. Approved, disapproved, or forwarded administrative separations.</li> </ul>		

TASK PERFORMANCE / EVALUATION SUMMARY BLOCK							
ITERATION	1	2	3	4	5		TOTAL
TOTAL TASK STEPS EVALUATED							
TOTAL TASK STEPS "GO"							
TRAINING STATUS "GO"/"NO-GO"							

"\*" indicates a leader task step.

**SUPPORTING INDIVIDUAL TASKS: NONE**

**SUPPORTING COLLECTIVE TASKS: NONE**

## OPFOR TASKS AND STANDARDS

**TASK:** Surrender to the Capturing Unit on the Battlefield (5-OPFOR-0024)

**CONDITION:** The enemy has captured opposing forces (OPFOR) element's soldiers, documents, and equipment sensitive to the OPFOR tactical operations.

**STANDARD:** The OPFOR soldiers retain or destroy documents and equipment. The OPFOR element surrenders the documents and the equipment of no tactical use to the enemy and attempts to conceal or destroy items of tactical value. The OPFOR element attempts escape and evasion. 1. Prevents the successful capture of the documents and the equipment. 2. Destroys the documents and the equipment. 3. Removes identifying markings from the equipment. 4. Removes unit-identifying insignia. 5. Provides misleading information. 6. Plans an escape. 7. Delays movement to the nearest collection point. 8. Prevents safeguarding of the enemy prisoners of war (EPWs) in order to cause embarrassment to the United States (US).

**TASK:** Disrupt a Route Reconnaissance (5-OPFOR-0021)

**CONDITION:** The enemy is conducting a route reconnaissance. The opposing forces (OPFOR) element is positioned along the enemy's route.

**STANDARD:** The OPFOR element attempts to disrupt a squad/section conducting a route reconnaissance. 1. Prevents the unit from meeting its specified time schedule. 2. Forces the unit to deviate from its specified route. 3. Prevents the unit from reaching its assigned destination. 4. Surprises the squad/section. 5. Inflicts casualties on the unit.

**TASK:** Conduct a Raid (5-OPFOR-0004)

**CONDITION:** The opposing forces (OPFOR) element has occupied an objective rally point and has orders to conduct a raid on a combat service support (CSS) base.

**STANDARD:** The OPFOR element infiltrates the enemy's base and destroys all of the targets. 1. Surprises the enemy forces. 2. Assaults the support base and accomplishes the assigned tasks. 3. Destroys the specified equipment and supplies. 4. Avoids being decisively engaged. 5. Withdraws all personnel from the objective areas within the time prescribed. 6. Obtains all priority intelligence requirements (PIR) from the raid site. 7. Sustains only light casualties from enemy fire.

**TASK:** Conduct an Aerial Reconnaissance (5-OPFOR-0010)

**CONDITION:** The opposing forces (OPFOR) headquarters (HQ) element requires intelligence on the locations and identification of the enemy elements. Aircraft is dispatched to take photographs and make a visual inspection of the enemy rear area.

**STANDARD:** The OPFOR element gathers photograph intelligence of the enemy. 1. Photographs the assigned sectors. 2. Makes quick visual checks where the ceiling is low. 3. Locates enemy positions in the area, particularly support and storage bases, and command and control (C2) facilities. 4. Sustains no loss of aircraft. 5. Reports priority intelligence requirements (PIR) and other information requirements to the OPFOR HQ.

**TASK:** Defeat Obstacles (5-OPFOR-0009)

**CONDITION:** The opposing forces (OPFOR) element encounters an obstacle that blocks the avenue of approach as it advances upon the enemy forces.

**STANDARD:** The OPFOR element bypasses or breaches the enemy obstacle. 1. Detects the obstacle before halting its main body. 2. Defeats the obstacle. a. Bypasses the obstacle without entering the engagement areas. b. Breaches the obstacle within 45 minutes and passes its entire force through the obstacle. 3. Does not incur degradation to the point that the mission must be discontinued.

**TASK:** Conduct an Attack (5-OPFOR-0008)

**CONDITION:** The enemy is conducting tactical operations. The opposing forces (OPFOR) element receives orders to attack the enemy, the area of occupation, or the main supply route (MSR) with smoke.

**STANDARD:** The OPFOR element disrupts the enemy's movement and smoke operations. 1. Determines the delivery method of the smoke attack. 2. Locates the target. 3. Delivers the smoke attack downwind. 4. Attacks the enemy with smoke, and surge attacks when the enemy responds to the smoke.

**TASK:** Disrupt Construction of Vehicle Fighting Positions (5-OPFOR-0020)

**CONDITION:** The opposing forces (OPFOR) element has located the enemy. The priority intelligence requirements (PIR) and other intelligence obtained by OPFOR patrols indicate the enemy is constructing vehicle fighting positions within its defensive area. The OPFOR element has automatic and antiarmor weapons and light mortars.

**STANDARD:** The OPFOR element attempts to disrupt the enemy's efforts to establish vehicle fighting positions. 1. Locates the defensive area. 2. Surprises the main body. 3. Penetrates the defensive area with squad-size probes. 4. Inflicts casualties on the unit. 5. Destroys vehicles. 6. Disrupts the unit's preparations (prevents or delays beyond the unit's allotted time).

**TASK:** Disrupt an Engineer Reconnaissance (5-OPFOR-0022)

**CONDITION:** The enemy is conducting an engineer reconnaissance. The opposing forces (OPFOR) element is positioned along the enemy's route.

**STANDARD:** The OPFOR element disrupts an engineer reconnaissance. 1. Prevents the unit from meeting its specified time schedule. 2. Forces the unit to deviate from its specified route. 3. Prevents the unit from accomplishing its assigned engineer reconnaissance. 4. Surprises the unit conducting the reconnaissance.

**TASK:** Defend a Minefield (5-OPFOR-0023)

**CONDITION:** The enemy is conducting a minefield sweeping operation. The opposing forces (OPFOR) element has a minefield placed in the enemy's path. The minefield is under constant observation and fire.

**STANDARD:** The OPFOR element defends a minefield against an enemy element conducting a minefield sweeping operation. 1. Prevents the unit from detecting the obstacle. 2. Disrupts the minefield sweeping operation. 3. Prevents the unit from conducting the minefield sweeping operation, prevents the unit from moving all personnel through the breach, or delays the completion of the minefield sweeping operation for more than 45 minutes.

**TASK:** Conduct Terrorist and Saboteur Attacks (5-OPFOR-0005)

**CONDITION:** The opposing forces (OPFOR) element dispatches small teams into the enemy's rear area to disrupt combat service support (CSS) operations.

**STANDARD:** The enemy sustains disrupted command and control (C2), destroyed equipment and supplies, and light casualties. 1. Locates rear support bases and C2 facilities. 2. Delays and disrupts CSS operations through probes. 3. Infiltrates CSS bases to conduct sabotage and terrorist activities. 4. Inflicts light casualties. 5. Destroys supplies and equipment.

**TASK:** Conduct Sniper Operations (5-OPFOR-0006)

**CONDITION:** The opposing forces (OPFOR) element has assigned snipers (regular or irregular elements) in the enemy's rear area along the main supply route (MSR) and near support sites.

**STANDARD:** The OPFOR element kills or wounds targets. 1. Sets up a well-concealed location. 2. Engages vehicle drivers or personnel on foot with short bursts of semiautomatic fire. 3. Kills or wounds selected targets. 4. Prevents the position from being discovered by enemy forces. 5. Evacuates the area without being spotted. 6. Reports all specified priority intelligence requirements (PIR) and other intelligence requirements to the OPFOR headquarters (HQ).

**TASK:** Maintain Contact (5-OPFOR-0003)

**CONDITION:** The opposing forces (OPFOR) element is engaged with enemy base-defense forces. The enemy forces are withdrawing under pressure.

**STANDARD:** The OPFOR element maintains enemy contact while the enemy withdraws. 1. Engages the enemy forces decisively. 2. Advances the OPFOR as the enemy forces withdraw. 3. Inflicts heavy casualties. 4. Captures the members of the enemy force. 5. Captures documents and equipment. 6. Safeguards the captured documents, the equipment, and the personnel.

**TASK:** Conduct an Ambush (5-OPFOR-0007)

**CONDITION:** The enemy is moving in a convoy. The opposing forces (OPFOR) element is positioned along the enemy's route.

**STANDARD:** The OPFOR element inflicts casualties on the enemy and causes vehicle and equipment damage. 1. Prepares an ambush site before the element arrives. 2. Surprises march element forces. 3. Inflicts heavy casualties within the designated kill zone. 4. Inflicts heavy damage to the vehicles and the equipment within the designated kill zone. 5. Delays the march element from reaching a specified destination for a specified period of time. 6. Withdraws on order. 7. Sustains no casualties. 8. Reports actions to superiors.

**TASK:** Disrupt a Net Control Station (NCS) (5-OPFOR-0019)

**CONDITION:** The enemy has established a NCS. The opposing forces (OPFOR) element has radio and jamming equipment.

**STANDARD:** The OPFOR element attempts to disrupt an NCS. 1. Attempts to locate the radio frequency that the unit is operating on. 2. Attempts to enter the radio net. 3. Attempts to issue "bogus" orders to a unit on the net. 4. Jams the radio frequency and forces the unit to go to an alternate frequency.

**TASK:** Disrupt Defensive Preparations (5-OPFOR-0018)

**CONDITION:** The opposing forces (OPFOR) element has located the enemy. Priority intelligence requirements (PIR) and other intelligence requirements obtained by OPFOR patrols indicate that the enemy elements are establishing defensive positions. The OPFOR element has automatic and antiarmor weapons and light mortars.

**STANDARD:** The OPFOR element disrupts and delays the enemy's defensive preparations. 1. Locates and penetrates the enemy's security system. 2. Forces the enemy to delay defensive preparations. 3. Disrupts the enemy's obstacle preparations.

**TASK:** Disrupt Enemy Movement and Operations Using Tactical Nuclear Weapons (5-OPFOR-0016)

**CONDITION:** The opposing forces (OPFOR) element has located the enemy. Priority intelligence requirements (PIR) and other intelligence requirements have been obtained by OPFOR patrols. Tactical nuclear weapons are employed against key locations in the rear area.

**STANDARD:** The OPFOR element disrupts enemy movement and operations. 1. Disrupts or delays the movement of the enemy's equipment and supplies to the forward areas. 2. Destroys enemy equipment and supplies. 3. Inflicts a high rate of nuclear casualties among the enemy forces. 4. Denies the enemy the use of specified areas. 5. Contaminates the enemy's equipment and supplies.

**TASK:** Disrupt Quartering Party Operations (5-OPFOR-0017)

**CONDITION:** The enemy is conducting quartering party operations. It has established an assembly area (AA) but has not moved in the main body.

**STANDARD:** The opposing forces (OPFOR) element attempts to disrupt quartering party operations and infiltrate the enemy's AA. 1. Locates the quartering party and the AA. 2. Surprises the main body. 3. Penetrates the AA with squad-size probes. 4. Inflicts personnel casualties and vehicle damage. 5. Disrupts the unit's preparations (prevents or delays beyond the unit's allotted time).

**TASK:** Disrupt Enemy Movement and Operations Using Persistent and Nonpersistent Chemical Weapons (5-OPFOR-0015)

**CONDITION:** The opposing forces (OPFOR) element has located the enemy. Priority intelligence requirements (PIR) and other intelligence requirements have been obtained by OPFOR patrols. The OPFOR units deliver chemical agents, by means of conventional artillery weapons or aircraft, along selected supply routes and key bases in the rear area.

**STANDARD:** The OPFOR element disrupts enemy movement and operations using persistent and nonpersistent chemical weapons. 1. Delivers chemical agents in low and densely wooded areas. 2. Delays the movement of enemy supplies and equipment to the forward areas. 3. Restricts the movement of the enemy units in the rear area. 4. Channels the movement of enemy units into predesignated ambush areas. 5. Contaminates enemy supplies and equipment. 6. Inflicts a high rate of casualties on enemy forces.

**TASK:** Disrupt Movement (5-OPFOR-0014)

**CONDITION:** The enemy is expected to move through the opposing forces (OPFOR) element's area of operations. The OPFOR element has received an operation order (OPORD) or fragmentary order (FRAGO) to disrupt enemy movement. The enemy has the capability to defend with direct fire and antiarmor weapons.

**STANDARD:** The OPFOR element delays enemy movement. 1. Delays the element. 2. Forces the element to deviate from its route. 3. Prevents the element from reaching its destination. 4. Surprises the element's main body.

**TASK:** Counter Passage of Lines (5-OPFOR-0012)

**CONDITION:** Enemy forces are in defensive positions, but they are expected to attempt passage-of-lines operations. The opposing forces (OPFOR) received orders to disrupt enemy passage-of-lines operations.



**STANDARD:** The OPFOR element delays or prevents enemy passage of lines. 1. Delays the passage. 2. Prevents the company from moving all personnel through the stationary unit. 3. Engages the main body of either the moving or the stationary unit.

**TASK:** Disrupt Assembly Area (AA) Activities (5-OPFOR-0013)

**CONDITION:** Intelligence reports indicate that platoon- and company-size enemy units are operating in the opposing forces (OPFOR) area of operations. Enemy units can defend from AAs with direct fire, antiarmor weapons, and indirect fire. The enemy has close air support (CAS) and nuclear, biological, and chemical (NBC) capabilities.

**STANDARD:** The OPFOR element locates and disrupts the enemy's AA activities. 1. Locates the element's AA. 2. Probes the AA with squad- or team-size elements. 3. Inflicts more than 5 percent casualties on the element. 4. Disrupts the element's preparations (prevents or delays beyond the element's allotted time).

**TASK:** Attack (5-OPFOR-0001)

**CONDITION:** The opposing forces (OPFOR) element has located the enemy. The priority intelligence requirements (PIR) and the other intelligence requirements have been obtained by OPFOR patrols. The OPFOR element has automatic and antiarmor weapons and light mortars.

**STANDARD:** The OPFOR element attempts to seize the terrain, the vehicles, or the equipment. 1. Develops an attack plan. 2. Surprises the enemy unit's main body. 3. Initiates the attack using a scheme of maneuver that exploits the enemy's flanks, gaps, and weaknesses. 4. Uses covered and concealed routes to approach the enemy forces' flanks, gaps, or weakly held areas. 5. Employs indirect fire to support the attack. 6. Penetrates enemy defenses. 7. Destroys the equipment and the supplies. 8. Inflicts heavy casualties. 9. Isolates the combat service support (CSS) base by blocking the reinforcements. 10. Forces the enemy units to displace. 11. Avoids being fixed in one position. 12. Withdraws before the CSS base is reinforced with tactical combat forces.

**TASK:** Conduct Air Attacks (5-OPFOR-0002)

**CONDITION:** The opposing forces (OPFOR) element in the rear area has forwarded the positions of the enemy support sites or the locations of moving elements. The OPFOR aircraft have been dispatched to attack enemy installations or convoys.

**STANDARD:** The OPFOR element attempts to delay, disrupt, or damage the enemy targets by air. 1. Locates the target (support sites or convoys). 2. Makes attack runs on the designated targets. 3. Inflicts heavy damage to the selected target. 4. Sustains no loss of aircraft. 5. Delays moving the force for more than one hour.

**ELEMENT:** Unit Ministry Team

**TASK:** Conduct the Command Religious-Support Program (16-1-1001.05-T01A)  
(FM 16-1)

**ITERATION:** 1 2 3 4 5 (Circle)

**COMMANDER/LEADER ASSESSMENT:** T P U (Circle)

**CONDITIONS:** The battalion is engaged in combat operations. Casualties have occurred. Requests for religious support have been received. Digital units have performed functionality checks, and systems are operational. This task should not be trained in MOPP4.

**TASK STANDARDS:** The command and soldier religious-support needs are promptly met. Digital units send and receive reports using frequency-modulated (FM) or digital means.

TASK STEPS AND PERFORMANCE MEASURES	GO	NO-GO
<ol style="list-style-type: none"> <li>1. The unit ministry team (UMT) prepares the religious-support plan.                             <ol style="list-style-type: none"> <li>a. Obtained the battalion commander's guidance.</li> <li>b. Assessed the religious needs of the command.</li> <li>c. Coordinated for direct religious support (DRS) and general religious support (GRS).</li> <li>d. Provided the coordinating staff with required input to the plans and the orders.</li> <li>e. Provided the UMT with input to the religious-support annex of higher echelon operations and plans.</li> <li>f. Prepared and disseminated the battalion's religious-support plan.</li> <li>g. Reviewed casualty data.</li> </ol> </li> <li>2. The UMT performs or provides religious support, rites, and services.                             <ol style="list-style-type: none"> <li>a. Provided worship services; memorial ceremonies to honor the dead; and services for the sacraments, rites, and ordinances.</li> <li>b. Ensured that mass or emergency burials were conducted with reverential handling of the remains, appropriate religious burials, and the proper military honors.</li> <li>c. Provided DRS to battalion headquarters personnel.</li> </ol> </li> <li>3. The UMT performs pastoral care to the soldiers.                             <ol style="list-style-type: none"> <li>a. Provided pastoral care to counter battlefield shock and trauma.</li> <li>b. Conducted pastoral counseling to lessen stress and enhance morale.</li> <li>c. Provided immediate support for battle fatigue.</li> <li>d. Conducted specialized counseling to lessen stress and enhance morale and performance.</li> <li>e. Provided care and counseling functions.</li> <li>f. Conducted pastoral care to the casualties during intense battle.</li> </ol> </li> <li>4. The UMT advises the commander on the unit's morale, moral climate, and religious welfare.                             <ol style="list-style-type: none"> <li>a. Provided direct, personally verified information on the morale and moral climate of the command.</li> <li>b. Briefed the commander on the moral and humanitarian aspects of policies and leadership.</li> <li>c. Informed the commander personally on the impact of the unit's policies; the unjust, disruptive, and potentially disruptive social patterns; and any possible violations of the laws of war.</li> </ol> </li> </ol>		

TASK STEPS AND PERFORMANCE MEASURES	GO	NO-GO
<p>d. Advised the commander on specific religious requirements of the soldiers and on the policies or procedures affecting their right to free exercise of religion.</p> <p>5. The UMT advises the commander on ethical issues.</p> <p>a. Advised the commander on methods of improving the ethical climate within the unit.</p> <p>b. Briefed on the ethical aspects of policies and leadership.</p> <p>c. Briefed the commander on the training of the soldiers in ethical and moral decision-making.</p> <p>d. Used preaching, pastoral counseling, and ethical or moral instruction, to reaffirm the value of human life, justice, dignity, and truth and to challenge soldiers to serve their country honorably.</p> <p>e. Served as the ethical advocate to the commander in preventing the mistreatment of friendly troops, enemy prisoners of war (EPWs), and civilians; the violation of morality codes; illegal acts; the desecration of sacred places; and disrespect for human life.</p> <p>6. The UMT advises the commander on indigenous religions.</p> <p>a. Assisted the civil-military operations officer in analyzing religious and cultural factors in basic doctrines, religious structures, and symbols and practices of the principal faith and the significance of sacred shrines, temples, and holy places.</p> <p>b. Advised the command of the indigenous religions of the local population and their impact on the unit's mission.</p> <p>c. Assisted the command in developing friendly relations with local religious groups and civilians.</p> <p>d. Met the human-welfare needs produced by combat.</p>		

TASK PERFORMANCE / EVALUATION SUMMARY BLOCK							
ITERATION	1	2	3	4	5		TOTAL
TOTAL TASK STEPS EVALUATED							
TOTAL TASK STEPS "GO"							
TRAINING STATUS "GO"/"NO-GO"							

"\*" indicates a leader task step.

**SUPPORTING INDIVIDUAL TASKS: NONE**

**SUPPORTING COLLECTIVE TASKS: NONE**

#### **OPFOR TASKS AND STANDARDS**

**TASK:** Disrupt a Route Reconnaissance (5-OPFOR-0021)

**CONDITION:** The enemy is conducting a route reconnaissance. The opposing forces (OPFOR) element is positioned along the enemy's route.

**STANDARD:** The OPFOR element attempts to disrupt a squad/section conducting a route reconnaissance. 1. Prevents the unit from meeting its specified time schedule. 2. Forces the unit to deviate from its specified route. 3. Prevents the unit from reaching its assigned destination. 4. Surprises the squad/section. 5. Inflicts casualties on the unit.

**TASK:** Conduct an Attack (5-OPFOR-0008)

**CONDITION:** The enemy is conducting tactical operations. The opposing forces (OPFOR) element receives orders to attack the enemy, the area of occupation, or the main supply route (MSR) with smoke.

**STANDARD:** The OPFOR element disrupts the enemy's movement and smoke operations. 1. Determines the delivery method of the smoke attack. 2. Locates the target. 3. Delivers the smoke attack downwind. 4. Attacks the enemy with smoke, and surge attacks when the enemy responds to the smoke.

**TASK:** Conduct a Raid (5-OPFOR-0004)

**CONDITION:** The opposing forces (OPFOR) element has occupied an objective rally point and has orders to conduct a raid on a combat service support (CSS) base.

**STANDARD:** The OPFOR element infiltrates the enemy's base and destroys all of the targets. 1. Surprises the enemy forces. 2. Assaults the support base and accomplishes the assigned tasks. 3. Destroys the specified equipment and supplies. 4. Avoids being decisively engaged. 5. Withdraws all personnel from the objective areas within the time prescribed. 6. Obtains all priority intelligence requirements (PIR) from the raid site. 7. Sustains only light casualties from enemy fire.

**TASK:** Conduct an Aerial Reconnaissance (5-OPFOR-0010)

**CONDITION:** The opposing forces (OPFOR) headquarters (HQ) element requires intelligence on the locations and identification of the enemy elements. Aircraft is dispatched to take photographs and make a visual inspection of the enemy rear area.

**STANDARD:** The OPFOR element gathers photograph intelligence of the enemy. 1. Photographs the assigned sectors. 2. Makes quick visual checks where the ceiling is low. 3. Locates enemy positions in the area, particularly support and storage bases, and command and control (C2) facilities. 4. Sustains no loss of aircraft. 5. Reports priority intelligence requirements (PIR) and other information requirements to the OPFOR HQ.

**TASK:** Defeat Obstacles (5-OPFOR-0009)

**CONDITION:** The opposing forces (OPFOR) element encounters an obstacle that blocks the avenue of approach as it advances upon the enemy forces.

**STANDARD:** The OPFOR element bypasses or breaches the enemy obstacle. 1. Detects the obstacle before halting its main body. 2. Defeats the obstacle. a. Bypasses the obstacle without entering the engagement areas. b. Breaches the obstacle within 45 minutes and passes its entire force through the obstacle. 3. Does not incur degradation to the point that the mission must be discontinued.

**TASK:** Disrupt Construction of Vehicle Fighting Positions (5-OPFOR-0020)

**CONDITION:** The opposing forces (OPFOR) element has located the enemy. The priority intelligence requirements (PIR) and other intelligence obtained by OPFOR patrols indicate the enemy is constructing vehicle fighting positions within its defensive area. The OPFOR element has automatic and antiarmor weapons and light mortars.

**STANDARD:** The OPFOR element attempts to disrupt the enemy's efforts to establish vehicle fighting positions. 1. Locates the defensive area. 2. Surprises the main body. 3. Penetrates the defensive area with squad-size probes. 4. Inflicts casualties on the unit. 5. Destroys vehicles. 6. Disrupts the unit's preparations (prevents or delays beyond the unit's allotted time).

**TASK:** Disrupt an Engineer Reconnaissance (5-OPFOR-0022)

**CONDITION:** The enemy is conducting an engineer reconnaissance. The opposing forces (OPFOR) element is positioned along the enemy's route.

**STANDARD:** The OPFOR element disrupts an engineer reconnaissance. 1. Prevents the unit from meeting its specified time schedule. 2. Forces the unit to deviate from its specified route. 3. Prevents the unit from accomplishing its assigned engineer reconnaissance. 4. Surprises the unit conducting the reconnaissance.

**TASK:** Defend a Minefield (5-OPFOR-0023)

**CONDITION:** The enemy is conducting a minefield sweeping operation. The opposing forces (OPFOR) element has a minefield placed in the enemy's path. The minefield is under constant observation and fire.

**STANDARD:** The OPFOR element defends a minefield against an enemy element conducting a minefield sweeping operation. 1. Prevents the unit from detecting the obstacle. 2. Disrupts the minefield sweeping operation. 3. Prevents the unit from conducting the minefield sweeping operation, prevents the unit from moving all personnel through the breach, or delays the completion of the minefield sweeping operation for more than 45 minutes.

**TASK:** Conduct Terrorist and Saboteur Attacks (5-OPFOR-0005)

**CONDITION:** The opposing forces (OPFOR) element dispatches small teams into the enemy's rear area to disrupt combat service support (CSS) operations.

**STANDARD:** The enemy sustains disrupted command and control (C2), destroyed equipment and supplies, and light casualties. 1. Locates rear support bases and C2 facilities. 2. Delays and disrupts CSS operations through probes. 3. Infiltrates CSS bases to conduct sabotage and terrorist activities. 4. Inflicts light casualties. 5. Destroys supplies and equipment.

**TASK:** Conduct Sniper Operations (5-OPFOR-0006)

**CONDITION:** The opposing forces (OPFOR) element has assigned snipers (regular or irregular elements) in the enemy's rear area along the main supply route (MSR) and near support sites.

**STANDARD:** The OPFOR element kills or wounds targets. 1. Sets up a well-concealed location. 2. Engages vehicle drivers or personnel on foot with short bursts of semiautomatic fire. 3. Kills or wounds selected targets. 4. Prevents the position from being discovered by enemy forces. 5. Evacuates the area without being spotted. 6. Reports all specified priority intelligence requirements (PIR) and other intelligence requirements to the OPFOR headquarters (HQ).

**TASK:** Maintain Contact (5-OPFOR-0003)

**CONDITION:** The opposing forces (OPFOR) element is engaged with enemy base-defense forces. The enemy forces are withdrawing under pressure.

**STANDARD:** The OPFOR element maintains enemy contact while the enemy withdraws. 1. Engages the enemy forces decisively. 2. Advances the OPFOR as the enemy forces withdraw. 3. Inflicts heavy casualties. 4. Captures the members of the enemy force. 5. Captures documents and equipment. 6. Safeguards the captured documents, the equipment, and the personnel.

**TASK:** Conduct an Ambush (5-OPFOR-0007)

**CONDITION:** The enemy is moving in a convoy. The opposing forces (OPFOR) element is positioned along the enemy's route.

**STANDARD:** The OPFOR element inflicts casualties on the enemy and causes vehicle and equipment damage. 1. Prepares an ambush site before the element arrives. 2. Surprises march element forces. 3. Inflicts heavy casualties within the designated kill zone. 4. Inflicts heavy damage to the vehicles and the equipment within the designated kill zone. 5. Delays the march element from reaching a specified destination for a specified period of time. 6. Withdraws on order. 7. Sustains no casualties. 8. Reports actions to superiors.

**TASK:** Surrender to the Capturing Unit on the Battlefield (5-OPFOR-0024)

**CONDITION:** The enemy has captured opposing forces (OPFOR) element's soldiers, documents, and equipment sensitive to the OPFOR tactical operations.

**STANDARD:** The OPFOR soldiers retain or destroy documents and equipment. The OPFOR element surrenders the documents and the equipment of no tactical use to the enemy and attempts to conceal or destroy items of tactical value. The OPFOR element attempts escape and evasion. 1. Prevents the successful capture of the documents and the equipment. 2. Destroys the documents and the equipment. 3. Removes identifying markings from the equipment. 4. Removes unit-identifying insignia. 5. Provides misleading information. 6. Plans an escape. 7. Delays movement to the nearest collection point. 8. Prevents safeguarding of the enemy prisoners of war (EPWs) in order to cause embarrassment to the United States (US).

**TASK:** Disrupt a Net Control Station (NCS) (5-OPFOR-0019)

**CONDITION:** The enemy has established a NCS. The opposing forces (OPFOR) element has radio and jamming equipment.

**STANDARD:** The OPFOR element attempts to disrupt an NCS. 1. Attempts to locate the radio frequency that the unit is operating on. 2. Attempts to enter the radio net. 3. Attempts to issue "bogus" orders to a unit on the net. 4. Jams the radio frequency and forces the unit to go to an alternate frequency.

**TASK:** Disrupt Defensive Preparations (5-OPFOR-0018)

**CONDITION:** The opposing forces (OPFOR) element has located the enemy. Priority intelligence requirements (PIR) and other intelligence requirements obtained by OPFOR patrols indicate that the enemy elements are establishing defensive positions. The OPFOR element has automatic and antiarmor weapons and light mortars.

**STANDARD:** The OPFOR element disrupts and delays the enemy's defensive preparations. 1. Locates and penetrates the enemy's security system. 2. Forces the enemy to delay defensive preparations. 3. Disrupts the enemy's obstacle preparations.

**TASK:** Disrupt Enemy Movement and Operations Using Tactical Nuclear Weapons (5-OPFOR-0016)

**CONDITION:** The opposing forces (OPFOR) element has located the enemy. Priority intelligence requirements (PIR) and other intelligence requirements have been obtained by OPFOR patrols. Tactical nuclear weapons are employed against key locations in the rear area.

**STANDARD:** The OPFOR element disrupts enemy movement and operations. 1. Disrupts or delays the movement of the enemy's equipment and supplies to the forward areas. 2. Destroys enemy equipment and supplies. 3. Inflicts a high rate of nuclear casualties among the enemy forces. 4. Denies the enemy the use of specified areas. 5. Contaminates the enemy's equipment and supplies.

**TASK:** Disrupt Quartering Party Operations (5-OPFOR-0017)

**CONDITION:** The enemy is conducting quartering party operations. It has established an assembly area (AA) but has not moved in the main body.

**STANDARD:** The opposing forces (OPFOR) element attempts to disrupt quartering party operations and infiltrate the enemy's AA. 1. Locates the quartering party and the AA. 2. Surprises the main body. 3. Penetrates the AA with squad-size probes. 4. Inflicts personnel casualties and vehicle damage. 5. Disrupts the unit's preparations (prevents or delays beyond the unit's allotted time).

**TASK:** Disrupt Enemy Movement and Operations Using Persistent and Nonpersistent Chemical Weapons (5-OPFOR-0015)

**CONDITION:** The opposing forces (OPFOR) element has located the enemy. Priority intelligence requirements (PIR) and other intelligence requirements have been obtained by OPFOR patrols. The OPFOR units deliver chemical agents, by means of conventional artillery weapons or aircraft, along selected supply routes and key bases in the rear area.

**STANDARD:** The OPFOR element disrupts enemy movement and operations using persistent and nonpersistent chemical weapons. 1. Delivers chemical agents in low and densely wooded areas. 2. Delays the movement of enemy supplies and equipment to the forward areas. 3. Restricts the movement of the enemy units in the rear area. 4. Channels the movement of enemy units into predesignated ambush areas. 5. Contaminates enemy supplies and equipment. 6. Inflicts a high rate of casualties on enemy forces.

**TASK:** Disrupt Movement (5-OPFOR-0014)

**CONDITION:** The enemy is expected to move through the opposing forces (OPFOR) element's area of operations. The OPFOR element has received an operation order (OPORD) or fragmentary order (FRAGO) to disrupt enemy movement. The enemy has the capability to defend with direct fire and antiarmor weapons.

**STANDARD:** The OPFOR element delays enemy movement. 1. Delays the element. 2. Forces the element to deviate from its route. 3. Prevents the element from reaching its destination. 4. Surprises the element's main body.

**TASK:** Counter Passage of Lines (5-OPFOR-0012)

**CONDITION:** Enemy forces are in defensive positions, but they are expected to attempt passage-of-lines operations. The opposing forces (OPFOR) received orders to disrupt enemy passage-of-lines operations.

**STANDARD:** The OPFOR element delays or prevents enemy passage of lines. 1. Delays the passage. 2. Prevents the company from moving all personnel through the stationary unit. 3. Engages the main body of either the moving or the stationary unit.

**TASK:** Disrupt Assembly Area (AA) Activities (5-OPFOR-0013)

**CONDITION:** Intelligence reports indicate that platoon- and company-size enemy units are operating in the opposing forces (OPFOR) area of operations. Enemy units can defend from AAs with direct fire, antiarmor weapons, and indirect fire. The enemy has close air support (CAS) and nuclear, biological, and chemical (NBC) capabilities.

**STANDARD:** The OPFOR element locates and disrupts the enemy's AA activities. 1. Locates the element's AA. 2. Probes the AA with squad- or team-size elements. 3. Inflicts more than 5 percent casualties on the element. 4. Disrupts the element's preparations (prevents or delays beyond the element's allotted time).

**TASK:** Attack (5-OPFOR-0001)

**CONDITION:** The opposing forces (OPFOR) element has located the enemy. The priority intelligence requirements (PIR) and the other intelligence requirements have been obtained by OPFOR patrols. The OPFOR element has automatic and antiarmor weapons and light mortars.

**STANDARD:** The OPFOR element attempts to seize the terrain, the vehicles, or the equipment. 1. Develops an attack plan. 2. Surprises the enemy unit's main body. 3. Initiates the attack using a scheme of maneuver that exploits the enemy's flanks, gaps, and weaknesses. 4. Uses covered and concealed routes to approach the enemy forces' flanks, gaps, or weakly held areas. 5. Employs indirect fire to support the attack. 6. Penetrates enemy defenses. 7. Destroys the equipment and the supplies. 8. Inflicts heavy casualties. 9. Isolates the combat service support (CSS) base by blocking the reinforcements. 10. Forces the enemy units to displace. 11. Avoids being fixed in one position. 12. Withdraws before the CSS base is reinforced with tactical combat forces.

**TASK:** Conduct Air Attacks (5-OPFOR-0002)

**CONDITION:** The opposing forces (OPFOR) element in the rear area has forwarded the positions of the enemy support sites or the locations of moving elements. The OPFOR aircraft have been dispatched to attack enemy installations or convoys.

**STANDARD:** The OPFOR element attempts to delay, disrupt, or damage the enemy targets by air. 1. Locates the target (support sites or convoys). 2. Makes attack runs on the designated targets. 3. Inflicts heavy damage to the selected target. 4. Sustains no loss of aircraft. 5. Delays moving the force for more than one hour.



**ELEMENTS:** Company Headquarters  
 Communication Section  
 Construction Equipment Section  
 Asphalt and Concrete Section  
 Direct Support Maintenance Section  
 Company Maintenance Section  
 Company

**TASK:** Handle Enemy Prisoners of War (EPWs) (19-3-3106.05-T01A)  
 (FM 3-19.40 (FM 19-40)) (AR 190-8)

**ITERATION:** 1 2 3 4 5 M (Circle)

**COMMANDER/LEADER ASSESSMENT:** T P U (Circle)

**CONDITIONS:** The enemy soldiers surrendered or were captured. Some iterations of this task should be performed in MOPP4.

**TASK STANDARDS:** The capturing element takes charge of and evacuates EPWs according to the unit's standing operating procedure (SOP) and the search, silence, segregate, speed, safeguard, and tag (5 Ss and T) method. The time required to perform this task is increased when conducting it in mission-oriented protection posture (MOPP) 4.

TASK STEPS AND PERFORMANCE MEASURES	GO	NO-GO
<ol style="list-style-type: none"> <li>1. The element searches EPWs.                             <ol style="list-style-type: none"> <li>a. Removed weapons and documents that had intelligence value.</li> <li>b. Returned the personal items of no military intelligence value, such as protective clothing and equipment.</li> <li>c. Furnished receipts to the prisoners for their personal property taken.</li> </ol> </li> <li>2. The element segregates EPWs.                             <ol style="list-style-type: none"> <li>a. Segregated EPWs by rank, sex, deserters, civilians, nationality, and ideology, when possible.</li> <li>b. Turned the wounded EPWs over to the medical personnel for evacuation through the medical channels.</li> </ol> </li> <li>3. The element silences EPWs.                             <ol style="list-style-type: none"> <li>a. Prevented the EPW leaders from giving orders.</li> <li>b. Prevented EPWs from planning escape.</li> <li>c. Did not talk in front of EPWs except to issue orders and maintain discipline.</li> </ol> </li> <li>4. The element safeguards EPWs.                             <ol style="list-style-type: none"> <li>a. Removed EPWs from the dangers of the battlefield.</li> <li>b. Did not allow anyone to abuse EPWs.</li> <li>c. Treated EPWs humanely.</li> </ol> </li> <li>5. The element tags EPWs with a Department of Defense (DD) Form 2745.                             <ol style="list-style-type: none"> <li>a. Annotated the date and time of the capture, the capturing unit, the grid coordinates of the capture, and the circumstances of the capture.</li> <li>b. Attached Part A to EPWs.</li> <li>c. Retained Part B for the unit records.</li> <li>d. Attached Part C to the property.</li> </ol> </li> <li>6. The element speeds EPWs to the rear.                             <ol style="list-style-type: none"> <li>a. Notified higher headquarters (HQ) that the company had EPWs.</li> </ol> </li> </ol>		

TASK STEPS AND PERFORMANCE MEASURES	GO	NO-GO
b. Removed EPWs rearward to the nearest military police (MP) collecting point. c. Exploited the intelligence information.		

TASK PERFORMANCE / EVALUATION SUMMARY BLOCK							
ITERATION	1	2	3	4	5	M	TOTAL
TOTAL TASK STEPS EVALUATED							
TOTAL TASK STEPS "GO"							
TRAINING STATUS "GO"/"NO-GO"							

"\*" indicates a leader task step.

**SUPPORTING INDIVIDUAL TASKS: NONE**

**SUPPORTING COLLECTIVE TASKS: NONE**

**OPFOR TASKS AND STANDARDS**

**TASK:** Surrender to the Capturing Unit on the Battlefield (5-OPFOR-0024)

**CONDITION:** The enemy has captured opposing forces (OPFOR) element's soldiers, documents, and equipment sensitive to the OPFOR tactical operations.

**STANDARD:** The OPFOR soldiers retain or destroy documents and equipment. The OPFOR element surrenders the documents and the equipment of no tactical use to the enemy and attempts to conceal or destroy items of tactical value. The OPFOR element attempts escape and evasion. 1. Prevents the successful capture of the documents and the equipment. 2. Destroys the documents and the equipment. 3. Removes identifying markings from the equipment. 4. Removes unit-identifying insignia. 5. Provides misleading information. 6. Plans an escape. 7. Delays movement to the nearest collection point. 8. Prevents safeguarding of the enemy prisoners of war (EPWs) in order to cause embarrassment to the United States (US).

**TASK:** Disrupt a Route Reconnaissance (5-OPFOR-0021)

**CONDITION:** The enemy is conducting a route reconnaissance. The opposing forces (OPFOR) element is positioned along the enemy's route.

**STANDARD:** The OPFOR element attempts to disrupt a squad/section conducting a route reconnaissance. 1. Prevents the unit from meeting its specified time schedule. 2. Forces the unit to deviate from its specified route. 3. Prevents the unit from reaching its assigned destination. 4. Surprises the squad/section. 5. Inflicts casualties on the unit.

**TASK:** Conduct an Attack (5-OPFOR-0008)

**CONDITION:** The enemy is conducting tactical operations. The opposing forces (OPFOR) element receives orders to attack the enemy, the area of occupation, or the main supply route (MSR) with smoke.

**STANDARD:** The OPFOR element disrupts the enemy's movement and smoke operations. 1. Determines the delivery method of the smoke attack. 2. Locates the target. 3. Delivers the smoke attack downwind. 4. Attacks the enemy with smoke, and surge attacks when the enemy responds to the smoke.

**TASK:** Conduct a Raid (5-OPFOR-0004)

**CONDITION:** The opposing forces (OPFOR) element has occupied an objective rally point and has orders to conduct a raid on a combat service support (CSS) base.

**STANDARD:** The OPFOR element infiltrates the enemy's base and destroys all of the targets. 1. Surprises the enemy forces. 2. Assaults the support base and accomplishes the assigned tasks. 3. Destroys the specified equipment and supplies. 4. Avoids being decisively engaged. 5. Withdraws all personnel from the objective areas within the time prescribed. 6. Obtains all priority intelligence requirements (PIR) from the raid site. 7. Sustains only light casualties from enemy fire.

**TASK:** Conduct an Aerial Reconnaissance (5-OPFOR-0010)

**CONDITION:** The opposing forces (OPFOR) headquarters (HQ) element requires intelligence on the locations and identification of the enemy elements. Aircraft is dispatched to take photographs and make a visual inspection of the enemy rear area.

**STANDARD:** The OPFOR element gathers photograph intelligence of the enemy. 1. Photographs the assigned sectors. 2. Makes quick visual checks where the ceiling is low. 3. Locates enemy positions in the area, particularly support and storage bases, and command and control (C2) facilities. 4. Sustains no loss of aircraft. 5. Reports priority intelligence requirements (PIR) and other information requirements to the OPFOR HQ.

**TASK:** Defeat Obstacles (5-OPFOR-0009)

**CONDITION:** The opposing forces (OPFOR) element encounters an obstacle that blocks the avenue of approach as it advances upon the enemy forces.

**STANDARD:** The OPFOR element bypasses or breaches the enemy obstacle. 1. Detects the obstacle before halting its main body. 2. Defeats the obstacle. a. Bypasses the obstacle without entering the engagement areas. b. Breaches the obstacle within 45 minutes and passes its entire force through the obstacle. 3. Does not incur degradation to the point that the mission must be discontinued.

**TASK:** Disrupt Construction of Vehicle Fighting Positions (5-OPFOR-0020)

**CONDITION:** The opposing forces (OPFOR) element has located the enemy. The priority intelligence requirements (PIR) and other intelligence obtained by OPFOR patrols indicate the enemy is constructing vehicle fighting positions within its defensive area. The OPFOR element has automatic and antiarmor weapons and light mortars.

**STANDARD:** The OPFOR element attempts to disrupt the enemy's efforts to establish vehicle fighting positions. 1. Locates the defensive area. 2. Surprises the main body. 3. Penetrates the defensive area with squad-size probes. 4. Inflicts casualties on the unit. 5. Destroys vehicles. 6. Disrupts the unit's preparations (prevents or delays beyond the unit's allotted time).

**TASK:** Disrupt an Engineer Reconnaissance (5-OPFOR-0022)

**CONDITION:** The enemy is conducting an engineer reconnaissance. The opposing forces (OPFOR) element is positioned along the enemy's route.

**STANDARD:** The OPFOR element disrupts an engineer reconnaissance. 1. Prevents the unit from meeting its specified time schedule. 2. Forces the unit to deviate from its specified route. 3. Prevents the unit from accomplishing its assigned engineer reconnaissance. 4. Surprises the unit conducting the reconnaissance.

**TASK:** Defend a Minefield (5-OPFOR-0023)

**CONDITION:** The enemy is conducting a minefield sweeping operation. The opposing forces (OPFOR) element has a minefield placed in the enemy's path. The minefield is under constant observation and fire.

**STANDARD:** The OPFOR element defends a minefield against an enemy element conducting a minefield sweeping operation. 1. Prevents the unit from detecting the obstacle. 2. Disrupts the minefield sweeping operation. 3. Prevents the unit from conducting the minefield sweeping operation, prevents the unit from moving all personnel through the breach, or delays the completion of the minefield sweeping operation for more than 45 minutes.

**TASK:** Conduct Terrorist and Saboteur Attacks (5-OPFOR-0005)

**CONDITION:** The opposing forces (OPFOR) element dispatches small teams into the enemy's rear area to disrupt combat service support (CSS) operations.

**STANDARD:** The enemy sustains disrupted command and control (C2), destroyed equipment and supplies, and light casualties. 1. Locates rear support bases and C2 facilities. 2. Delays and disrupts CSS operations through probes. 3. Infiltrates CSS bases to conduct sabotage and terrorist activities. 4. Inflicts light casualties. 5. Destroys supplies and equipment.

**TASK:** Conduct Sniper Operations (5-OPFOR-0006)

**CONDITION:** The opposing forces (OPFOR) element has assigned snipers (regular or irregular elements) in the enemy's rear area along the main supply route (MSR) and near support sites.

**STANDARD:** The OPFOR element kills or wounds targets. 1. Sets up a well-concealed location. 2. Engages vehicle drivers or personnel on foot with short bursts of semiautomatic fire. 3. Kills or wounds selected targets. 4. Prevents the position from being discovered by enemy forces. 5. Evacuates the area without being spotted. 6. Reports all specified priority intelligence requirements (PIR) and other intelligence requirements to the OPFOR headquarters (HQ).

**TASK:** Maintain Contact (5-OPFOR-0003)

**CONDITION:** The opposing forces (OPFOR) element is engaged with enemy base-defense forces. The enemy forces are withdrawing under pressure.

**STANDARD:** The OPFOR element maintains enemy contact while the enemy withdraws. 1. Engages the enemy forces decisively. 2. Advances the OPFOR as the enemy forces withdraw. 3. Inflicts heavy casualties. 4. Captures the members of the enemy force. 5. Captures documents and equipment. 6. Safeguards the captured documents, the equipment, and the personnel.

**TASK:** Conduct an Ambush (5-OPFOR-0007)

**CONDITION:** The enemy is moving in a convoy. The opposing forces (OPFOR) element is positioned along the enemy's route.

**STANDARD:** The OPFOR element inflicts casualties on the enemy and causes vehicle and equipment damage. 1. Prepares an ambush site before the element arrives. 2. Surprises march element forces. 3. Inflicts heavy casualties within the designated kill zone. 4. Inflicts heavy damage to the vehicles and the equipment within the designated kill zone. 5. Delays the march element from reaching a specified destination for a specified period of time. 6. Withdraws on order. 7. Sustains no casualties. 8. Reports actions to superiors.

**TASK:** Disrupt a Net Control Station (NCS) (5-OPFOR-0019)

**CONDITION:** The enemy has established a NCS. The opposing forces (OPFOR) element has radio and jamming equipment.

**STANDARD:** The OPFOR element attempts to disrupt an NCS. 1. Attempts to locate the radio frequency that the unit is operating on. 2. Attempts to enter the radio net. 3. Attempts to issue "bogus" orders to a unit on the net. 4. Jams the radio frequency and forces the unit to go to an alternate frequency.

**TASK:** Disrupt Defensive Preparations (5-OPFOR-0018)

**CONDITION:** The opposing forces (OPFOR) element has located the enemy. Priority intelligence requirements (PIR) and other intelligence requirements obtained by OPFOR patrols indicate that the enemy elements are establishing defensive positions. The OPFOR element has automatic and antiarmor weapons and light mortars.

**STANDARD:** The OPFOR element disrupts and delays the enemy's defensive preparations. 1. Locates and penetrates the enemy's security system. 2. Forces the enemy to delay defensive preparations. 3. Disrupts the enemy's obstacle preparations.

**TASK:** Disrupt Enemy Movement and Operations Using Tactical Nuclear Weapons (5-OPFOR-0016)

**CONDITION:** The opposing forces (OPFOR) element has located the enemy. Priority intelligence requirements (PIR) and other intelligence requirements have been obtained by OPFOR patrols. Tactical nuclear weapons are employed against key locations in the rear area.

**STANDARD:** The OPFOR element disrupts enemy movement and operations. 1. Disrupts or delays the movement of the enemy's equipment and supplies to the forward areas. 2. Destroys enemy equipment and supplies. 3. Inflicts a high rate of nuclear casualties among the enemy forces. 4. Denies the enemy the use of specified areas. 5. Contaminates the enemy's equipment and supplies.

**TASK:** Disrupt Quartering Party Operations (5-OPFOR-0017)

**CONDITION:** The enemy is conducting quartering party operations. It has established an assembly area (AA) but has not moved in the main body.

**STANDARD:** The opposing forces (OPFOR) element attempts to disrupt quartering party operations and infiltrate the enemy's AA. 1. Locates the quartering party and the AA. 2. Surprises the main body. 3. Penetrates the AA with squad-size probes. 4. Inflicts personnel casualties and vehicle damage. 5. Disrupts the unit's preparations (prevents or delays beyond the unit's allotted time).

**TASK:** Disrupt Enemy Movement and Operations Using Persistent and Nonpersistent Chemical Weapons (5-OPFOR-0015)

**CONDITION:** The opposing forces (OPFOR) element has located the enemy. Priority intelligence requirements (PIR) and other intelligence requirements have been obtained by OPFOR patrols. The OPFOR units deliver chemical agents, by means of conventional artillery weapons or aircraft, along selected supply routes and key bases in the rear area.

**STANDARD:** The OPFOR element disrupts enemy movement and operations using persistent and nonpersistent chemical weapons. 1. Delivers chemical agents in low and densely wooded areas. 2. Delays the movement of enemy supplies and equipment to the forward areas. 3. Restricts the movement of the enemy units in the rear area. 4. Channels the movement of enemy units into predesignated ambush areas. 5. Contaminates enemy supplies and equipment. 6. Inflicts a high rate of casualties on enemy forces.

**TASK:** Disrupt Movement (5-OPFOR-0014)

**CONDITION:** The enemy is expected to move through the opposing forces (OPFOR) element's area of operations. The OPFOR element has received an operation order (OPORD) or fragmentary order (FRAGO) to disrupt enemy movement. The enemy has the capability to defend with direct fire and antiarmor weapons.

**STANDARD:** The OPFOR element delays enemy movement. 1. Delays the element. 2. Forces the element to deviate from its route. 3. Prevents the element from reaching its destination. 4. Surprises the element's main body.

**TASK:** Counter Passage of Lines (5-OPFOR-0012)

**CONDITION:** Enemy forces are in defensive positions, but they are expected to attempt passage-of-lines operations. The opposing forces (OPFOR) received orders to disrupt enemy passage-of-lines operations.

**STANDARD:** The OPFOR element delays or prevents enemy passage of lines. 1. Delays the passage. 2. Prevents the company from moving all personnel through the stationary unit. 3. Engages the main body of either the moving or the stationary unit.

**TASK:** Disrupt Assembly Area (AA) Activities (5-OPFOR-0013)

**CONDITION:** Intelligence reports indicate that platoon- and company-size enemy units are operating in the opposing forces (OPFOR) area of operations. Enemy units can defend from AAs with direct fire, antiarmor weapons, and indirect fire. The enemy has close air support (CAS) and nuclear, biological, and chemical (NBC) capabilities.

**STANDARD:** The OPFOR element locates and disrupts the enemy's AA activities. 1. Locates the element's AA. 2. Probes the AA with squad- or team-size elements. 3. Inflicts more than 5 percent casualties on the element. 4. Disrupts the element's preparations (prevents or delays beyond the element's allotted time).

**TASK:** Attack (5-OPFOR-0001)

**CONDITION:** The opposing forces (OPFOR) element has located the enemy. The priority intelligence requirements (PIR) and the other intelligence requirements have been obtained by OPFOR patrols. The OPFOR element has automatic and antiarmor weapons and light mortars.

**STANDARD:** The OPFOR element attempts to seize the terrain, the vehicles, or the equipment. 1. Develops an attack plan. 2. Surprises the enemy unit's main body. 3. Initiates the attack using a scheme of maneuver that exploits the enemy's flanks, gaps, and weaknesses. 4. Uses covered and concealed routes to approach the enemy forces' flanks, gaps, or weakly held areas. 5. Employs indirect fire to support the attack. 6. Penetrates enemy defenses. 7. Destroys the equipment and the supplies. 8. Inflicts heavy casualties. 9. Isolates the combat service support (CSS) base by blocking the reinforcements. 10. Forces the enemy units to displace. 11. Avoids being fixed in one position. 12. Withdraws before the CSS base is reinforced with tactical combat forces.

**TASK:** Conduct Air Attacks (5-OPFOR-0002)

**CONDITION:** The opposing forces (OPFOR) element in the rear area has forwarded the positions of the enemy support sites or the locations of moving elements. The OPFOR aircraft have been dispatched to attack enemy installations or convoys.

**STANDARD:** The OPFOR element attempts to delay, disrupt, or damage the enemy targets by air. 1. Locates the target (support sites or convoys). 2. Makes attack runs on the designated targets. 3. Inflicts heavy damage to the selected target. 4. Sustains no loss of aircraft. 5. Delays moving the force for more than one hour.

- ELEMENTS:** Company Headquarters  
 S1 Section  
 S4 Section  
 Communication Section  
 Treatment Team  
 Ambulance Team  
 Combat Medical Section  
 Unit Ministry Team  
 Maintenance Platoon Headquarters  
 Direct Support Maintenance Section  
 Direct Support Maintenance Supply Section  
 Company Maintenance Section  
 Company

**TASK:** Conduct Unit-Level Maintenance Operations (43-2-0001.05-T01A)  
 (FM 4-30.3) (AR 220-1) (AR 385-40)  
 (AR 700-138) (AR 750-1) (DA PAM 738-750)  
 (FM 9-43-2)

**ITERATION:** 1 2 3 4 5 M (Circle)

**COMMANDER/LEADER ASSESSMENT:** T P U (Circle)

**CONDITIONS:** The element maintenance personnel receive requests to repair the inoperative organic equipment. The element maintenance area is established. The required tools, equipment, and personnel are available. Operators are performing preventive-maintenance checks and services (PMCS) on the equipment. Recovery operations with injured operators on board may be required. The element's tactical standing operating procedure (TACSOP) is available. Element maintenance is a continuous task and is performed simultaneously with other internal support and operational tasks. Digital elements have performed functionality checks, and systems are operational. Some iterations of this task should be performed in MOPP4.

**TASK STANDARDS:** The element's vehicles and equipment are maintained according to the appropriate technical manuals (TMs) and the commander's guidance. Digital elements send and receive reports using frequency-modulated (FM) or digital means. The time required to perform this task is increased when conducting it in mission-oriented protection posture (MOPP) 4.

TASK STEPS AND PERFORMANCE MEASURES	GO	NO-GO
* 1. The element commander directs the element's maintenance program. <ul style="list-style-type: none"> <li>a. Supervised the implementation of the unit's maintenance program for compliance with the commander's guidance and the TACSOP.</li> <li>b. Identified the company operational levels by reviewing the vehicle and equipment status reports.</li> <li>c. Approved the use of controlled exchanges when the required repair parts were not available.</li> <li>d. Approved repairs using the battle damage assessment and repair (BDAR) procedures when the established repair procedures could not be used.</li> <li>e. Checked the material condition status report (MCSR) for accuracy and completeness.</li> <li>f. Identified the current or anticipated maintenance problems to minimize their impact on the element's readiness.</li> <li>g. Coordinated the resolution of maintenance problems with the battalion maintenance officer (BMO).</li> <li>h. Forwarded the MCSR to the BMO.</li> </ul>		



TASK STEPS AND PERFORMANCE MEASURES	GO	NO-GO
<p>i. Conducted periodic inspections of personnel and equipment to ensure that the safety program was enforced.</p> <p>* 2. Section leaders supervise operator maintenance.</p> <p>a. Monitored PMCS performance for compliance with the appropriate TMs and the commander's guidance.</p> <p>b. Inspected personnel and equipment to ensure compliance with the safety program.</p> <p>c. Coordinated maintenance assistance with the motor sergeant.</p> <p>d. Monitored the supply of the repair parts for the platoon's equipment to ensure that the repair parts were on order.</p> <p>e. Requested approval for the BDAR through the motor sergeant.</p> <p>f. Maintained the maintenance status of vehicles, weapons, and equipment.</p> <p>g. Provided input for the MCSR to the commander.</p> <p>3. Company personnel perform operator maintenance.</p> <p>a. Performed PMCS according to the appropriate TMs.</p> <p>b. Notified the supervisor of any maintenance problems beyond the operator's capability.</p> <p>c. Requested approval for the BDAR through the platoon leader when the established repair procedures could not be used.</p> <p>d. Performed the BDAR according to the appropriate BDAR manual.</p> <p>e. Assisted the unit's maintenance personnel with the repairs and services.</p> <p>* 4. The motor sergeant supervises the unit's maintenance personnel.</p> <p>a. Organized the element's maintenance personnel to perform element-maintenance activities.</p> <p>b. Supervised The Army Maintenance Management System (TAMMS) and the prescribed load list (PLL) procedures for completeness and accuracy.</p> <p>c. Supervised the repair and inspection procedures to ensure that they were done safely and according to the appropriate references.</p> <p>d. Requested approval for the BDAR from the commander when the established repair procedures could not be used.</p> <p>e. Supervised the BDAR procedures to ensure that they were done according to the appropriate BDAR manuals.</p> <p>f. Requested approval for controlled exchanges from the commander when the required repair parts were not available.</p> <p>g. Supervised the use of controlled exchanges for compliance with the commander's guidance.</p> <p>h. Notified the platoon or section leaders upon completion of the repairs.</p> <p>i. Supervised the recovery operations to ensure that the correct recovery and safety procedures were used.</p> <p>j. Supervised the Army Oil Analysis Program (AOAP) procedures to ensure that the testing of oil samples was done at the required intervals.</p> <p>k. Coordinated the maintenance status with the platoon leader.</p> <p>l. Provided the unit's maintenance status to the commander.</p> <p>5. Unit maintenance personnel repair organic equipment.</p> <p>a. Diagnosed faults on the inoperative equipment.</p> <p>b. Requested the required repair parts from the PLL clerk.</p> <p>c. Repaired the equipment according to applicable TMs.</p> <p>d. Requested approval for the BDAR through the motor sergeant when the established repair parts were not available.</p> <p>e. Performed the BDAR according to the appropriate BDAR manual.</p> <p>f. Requested approval for controlled exchanges through the motor sergeant when the required repair parts were not available.</p>		

TASK STEPS AND PERFORMANCE MEASURES	GO	NO-GO
<ul style="list-style-type: none"> <li>g. Performed controlled exchanges.</li> <li>h. Performed a final inspection to ensure quality control of repairs.</li> <li>i. Employed safety procedures to minimize accidents.</li> </ul> <p>6. Unit maintenance personnel conduct transactions with support maintenance.</p> <ul style="list-style-type: none"> <li>a. Identified the category of the repair as direct support or higher.</li> <li>b. Corrected unit-level deficiencies.</li> <li>c. Prepared the required documentation for submission to support maintenance.</li> <li>d. Evacuated the equipment to support maintenance.</li> <li>e. Verified the completion of repairs.</li> <li>f. Picked up the equipment upon the completion of repairs.</li> </ul> <p>7. Unit maintenance personnel perform administrative-support functions.</p> <ul style="list-style-type: none"> <li>a. Maintained the PLL.</li> <li>b. Requested repair parts for the element's equipment.</li> <li>c. Turned in unserviceable, repairable items.</li> <li>d. Maintained technical publications on all organic equipment.</li> </ul> <p>8. Unit maintenance personnel recover disabled vehicles.</p> <ul style="list-style-type: none"> <li>a. Verified the location of the disabled vehicle.</li> <li>b. Identified the best route to the vehicle, given the tactical situation.</li> <li>c. Coordinated the indirect-fire support along the route with the Intelligence Officer (US Army) (S2) and the Operations and Training Officer (US Army) (S3).</li> <li>d. Maintained security while en route to the recovery site.</li> <li>e. Established local security at the recovery site.</li> <li>f. Removed casualties from vehicles.</li> <li>g. Treated casualties.</li> <li>h. Requested medical assistance, if required.</li> <li>i. Evacuated casualties, if required.</li> <li>j. Performed a battle damage assessment to determine if repairs were required.</li> <li>k. Performed repairs and the BDAR on site, if possible.</li> <li>l. Recovered nonrepairable equipment back to the unit's maintenance area according to the established recovery procedures.</li> <li>m. Requested the disposition of unrecoverable equipment from the commander.</li> <li>n. Conducted salvage operations to remove all usable equipment.</li> <li>o. Prepared vehicles for destruction according to the TACSOP.</li> </ul>		

TASK PERFORMANCE / EVALUATION SUMMARY BLOCK							
ITERATION	1	2	3	4	5	M	TOTAL
TOTAL TASK STEPS EVALUATED							
TOTAL TASK STEPS "GO"							
TRAINING STATUS "GO"/"NO-GO"							

"\*" indicates a leader task step.

**SUPPORTING INDIVIDUAL TASKS: NONE**

**SUPPORTING COLLECTIVE TASKS: NONE****OPFOR TASKS AND STANDARDS**

**TASK:** Disrupt a Route Reconnaissance (5-OPFOR-0021)

**CONDITION:** The enemy is conducting a route reconnaissance. The opposing forces (OPFOR) element is positioned along the enemy's route.

**STANDARD:** The OPFOR element attempts to disrupt a squad/section conducting a route reconnaissance. 1. Prevents the unit from meeting its specified time schedule. 2. Forces the unit to deviate from its specified route. 3. Prevents the unit from reaching its assigned destination. 4. Surprises the squad/section. 5. Inflicts casualties on the unit.

**TASK:** Conduct an Attack (5-OPFOR-0008)

**CONDITION:** The enemy is conducting tactical operations. The opposing forces (OPFOR) element receives orders to attack the enemy, the area of occupation, or the main supply route (MSR) with smoke.

**STANDARD:** The OPFOR element disrupts the enemy's movement and smoke operations. 1. Determines the delivery method of the smoke attack. 2. Locates the target. 3. Delivers the smoke attack downwind. 4. Attacks the enemy with smoke, and surge attacks when the enemy responds to the smoke.

**TASK:** Conduct a Raid (5-OPFOR-0004)

**CONDITION:** The opposing forces (OPFOR) element has occupied an objective rally point and has orders to conduct a raid on a combat service support (CSS) base.

**STANDARD:** The OPFOR element infiltrates the enemy's base and destroys all of the targets. 1. Surprises the enemy forces. 2. Assaults the support base and accomplishes the assigned tasks. 3. Destroys the specified equipment and supplies. 4. Avoids being decisively engaged. 5. Withdraws all personnel from the objective areas within the time prescribed. 6. Obtains all priority intelligence requirements (PIR) from the raid site. 7. Sustains only light casualties from enemy fire.

**TASK:** Conduct an Aerial Reconnaissance (5-OPFOR-0010)

**CONDITION:** The opposing forces (OPFOR) headquarters (HQ) element requires intelligence on the locations and identification of the enemy elements. Aircraft is dispatched to take photographs and make a visual inspection of the enemy rear area.

**STANDARD:** The OPFOR element gathers photograph intelligence of the enemy. 1. Photographs the assigned sectors. 2. Makes quick visual checks where the ceiling is low. 3. Locates enemy positions in the area, particularly support and storage bases, and command and control (C2) facilities. 4. Sustains no loss of aircraft. 5. Reports priority intelligence requirements (PIR) and other information requirements to the OPFOR HQ.

**TASK:** Defeat Obstacles (5-OPFOR-0009)

**CONDITION:** The opposing forces (OPFOR) element encounters an obstacle that blocks the avenue of approach as it advances upon the enemy forces.

**STANDARD:** The OPFOR element bypasses or breaches the enemy obstacle. 1. Detects the obstacle before halting its main body. 2. Defeats the obstacle. a. Bypasses the obstacle without entering the engagement areas. b. Breaches the obstacle within 45 minutes and passes its entire force through the obstacle. 3. Does not incur degradation to the point that the mission must be discontinued.

**TASK:** Disrupt Construction of Vehicle Fighting Positions (5-OPFOR-0020)

**CONDITION:** The opposing forces (OPFOR) element has located the enemy. The priority intelligence requirements (PIR) and other intelligence obtained by OPFOR patrols indicate the enemy is constructing vehicle fighting positions within its defensive area. The OPFOR element has automatic and antiarmor weapons and light mortars.

**STANDARD:** The OPFOR element attempts to disrupt the enemy's efforts to establish vehicle fighting positions. 1. Locates the defensive area. 2. Surprises the main body. 3. Penetrates the defensive area with squad-size probes. 4. Inflicts casualties on the unit. 5. Destroys vehicles. 6. Disrupts the unit's preparations (prevents or delays beyond the unit's allotted time).

**TASK:** Disrupt an Engineer Reconnaissance (5-OPFOR-0022)

**CONDITION:** The enemy is conducting an engineer reconnaissance. The opposing forces (OPFOR) element is positioned along the enemy's route.

**STANDARD:** The OPFOR element disrupts an engineer reconnaissance. 1. Prevents the unit from meeting its specified time schedule. 2. Forces the unit to deviate from its specified route. 3. Prevents the unit from accomplishing its assigned engineer reconnaissance. 4. Surprises the unit conducting the reconnaissance.

**TASK:** Defend a Minefield (5-OPFOR-0023)

**CONDITION:** The enemy is conducting a minefield sweeping operation. The opposing forces (OPFOR) element has a minefield placed in the enemy's path. The minefield is under constant observation and fire.

**STANDARD:** The OPFOR element defends a minefield against an enemy element conducting a minefield sweeping operation. 1. Prevents the unit from detecting the obstacle. 2. Disrupts the minefield sweeping operation. 3. Prevents the unit from conducting the minefield sweeping operation, prevents the unit from moving all personnel through the breach, or delays the completion of the minefield sweeping operation for more than 45 minutes.

**TASK:** Conduct Terrorist and Saboteur Attacks (5-OPFOR-0005)

**CONDITION:** The opposing forces (OPFOR) element dispatches small teams into the enemy's rear area to disrupt combat service support (CSS) operations.

**STANDARD:** The enemy sustains disrupted command and control (C2), destroyed equipment and supplies, and light casualties. 1. Locates rear support bases and C2 facilities. 2. Delays and disrupts CSS operations through probes. 3. Infiltrates CSS bases to conduct sabotage and terrorist activities. 4. Inflicts light casualties. 5. Destroys supplies and equipment.

**TASK:** Conduct Sniper Operations (5-OPFOR-0006)

**CONDITION:** The opposing forces (OPFOR) element has assigned snipers (regular or irregular elements) in the enemy's rear area along the main supply route (MSR) and near support sites.

**STANDARD:** The OPFOR element kills or wounds targets. 1. Sets up a well-concealed location. 2. Engages vehicle drivers or personnel on foot with short bursts of semiautomatic fire. 3. Kills or wounds selected targets. 4. Prevents the position from being discovered by enemy forces. 5. Evacuates the area without being spotted. 6. Reports all specified priority intelligence requirements (PIR) and other intelligence requirements to the OPFOR headquarters (HQ).

**TASK:** Maintain Contact (5-OPFOR-0003)

**CONDITION:** The opposing forces (OPFOR) element is engaged with enemy base-defense forces. The enemy forces are withdrawing under pressure.

**STANDARD:** The OPFOR element maintains enemy contact while the enemy withdraws. 1. Engages the enemy forces decisively. 2. Advances the OPFOR as the enemy forces withdraw. 3. Inflicts heavy casualties. 4. Captures the members of the enemy force. 5. Captures documents and equipment. 6. Safeguards the captured documents, the equipment, and the personnel.

**TASK:** Conduct an Ambush (5-OPFOR-0007)

**CONDITION:** The enemy is moving in a convoy. The opposing forces (OPFOR) element is positioned along the enemy's route.

**STANDARD:** The OPFOR element inflicts casualties on the enemy and causes vehicle and equipment damage. 1. Prepares an ambush site before the element arrives. 2. Surprises march element forces. 3. Inflicts heavy casualties within the designated kill zone. 4. Inflicts heavy damage to the vehicles and the equipment within the designated kill zone. 5. Delays the march element from reaching a specified destination for a specified period of time. 6. Withdraws on order. 7. Sustains no casualties. 8. Reports actions to superiors.

**TASK:** Surrender to the Capturing Unit on the Battlefield (5-OPFOR-0024)

**CONDITION:** The enemy has captured opposing forces (OPFOR) element's soldiers, documents, and equipment sensitive to the OPFOR tactical operations.

**STANDARD:** The OPFOR soldiers retain or destroy documents and equipment. The OPFOR element surrenders the documents and the equipment of no tactical use to the enemy and attempts to conceal or destroy items of tactical value. The OPFOR element attempts escape and evasion. 1. Prevents the successful capture of the documents and the equipment. 2. Destroys the documents and the equipment. 3. Removes identifying markings from the equipment. 4. Removes unit-identifying insignia. 5. Provides misleading information. 6. Plans an escape. 7. Delays movement to the nearest collection point. 8. Prevents safeguarding of the enemy prisoners of war (EPWs) in order to cause embarrassment to the United States (US).

**TASK:** Disrupt a Net Control Station (NCS) (5-OPFOR-0019)

**CONDITION:** The enemy has established a NCS. The opposing forces (OPFOR) element has radio and jamming equipment.

**STANDARD:** The OPFOR element attempts to disrupt an NCS. 1. Attempts to locate the radio frequency that the unit is operating on. 2. Attempts to enter the radio net. 3. Attempts to issue "bogus" orders to a unit on the net. 4. Jams the radio frequency and forces the unit to go to an alternate frequency.

**TASK:** Disrupt Defensive Preparations (5-OPFOR-0018)

**CONDITION:** The opposing forces (OPFOR) element has located the enemy. Priority intelligence requirements (PIR) and other intelligence requirements obtained by OPFOR patrols indicate that the enemy elements are establishing defensive positions. The OPFOR element has automatic and antiarmor weapons and light mortars.

**STANDARD:** The OPFOR element disrupts and delays the enemy's defensive preparations. 1. Locates and penetrates the enemy's security system. 2. Forces the enemy to delay defensive preparations. 3. Disrupts the enemy's obstacle preparations.

**TASK:** Disrupt Enemy Movement and Operations Using Tactical Nuclear Weapons (5-OPFOR-0016)

**CONDITION:** The opposing forces (OPFOR) element has located the enemy. Priority intelligence requirements (PIR) and other intelligence requirements have been obtained by OPFOR patrols. Tactical nuclear weapons are employed against key locations in the rear area.

**STANDARD:** The OPFOR element disrupts enemy movement and operations. 1. Disrupts or delays the movement of the enemy's equipment and supplies to the forward areas. 2. Destroys enemy equipment and supplies. 3. Inflicts a high rate of nuclear casualties among the enemy forces. 4. Denies the enemy the use of specified areas. 5. Contaminates the enemy's equipment and supplies.

**TASK:** Disrupt Quartering Party Operations (5-OPFOR-0017)

**CONDITION:** The enemy is conducting quartering party operations. It has established an assembly area (AA) but has not moved in the main body.

**STANDARD:** The opposing forces (OPFOR) element attempts to disrupt quartering party operations and infiltrate the enemy's AA. 1. Locates the quartering party and the AA. 2. Surprises the main body. 3. Penetrates the AA with squad-size probes. 4. Inflicts personnel casualties and vehicle damage. 5. Disrupts the unit's preparations (prevents or delays beyond the unit's allotted time).

**TASK:** Disrupt Enemy Movement and Operations Using Persistent and Nonpersistent Chemical Weapons (5-OPFOR-0015)

**CONDITION:** The opposing forces (OPFOR) element has located the enemy. Priority intelligence requirements (PIR) and other intelligence requirements have been obtained by OPFOR patrols. The OPFOR units deliver chemical agents, by means of conventional artillery weapons or aircraft, along selected supply routes and key bases in the rear area.

**STANDARD:** The OPFOR element disrupts enemy movement and operations using persistent and nonpersistent chemical weapons. 1. Delivers chemical agents in low and densely wooded areas. 2. Delays the movement of enemy supplies and equipment to the forward areas. 3. Restricts the movement of the enemy units in the rear area. 4. Channels the movement of enemy units into predesignated ambush areas. 5. Contaminates enemy supplies and equipment. 6. Inflicts a high rate of casualties on enemy forces.

**TASK:** Disrupt Movement (5-OPFOR-0014)

**CONDITION:** The enemy is expected to move through the opposing forces (OPFOR) element's area of operations. The OPFOR element has received an operation order (OPORD) or fragmentary order (FRAGO) to disrupt enemy movement. The enemy has the capability to defend with direct fire and antiarmor weapons.

**STANDARD:** The OPFOR element delays enemy movement. 1. Delays the element. 2. Forces the element to deviate from its route. 3. Prevents the element from reaching its destination. 4. Surprises the element's main body.

**TASK:** Counter Passage of Lines (5-OPFOR-0012)

**CONDITION:** Enemy forces are in defensive positions, but they are expected to attempt passage-of-lines operations. The opposing forces (OPFOR) received orders to disrupt enemy passage-of-lines operations.

**STANDARD:** The OPFOR element delays or prevents enemy passage of lines. 1. Delays the passage. 2. Prevents the company from moving all personnel through the stationary unit. 3. Engages the main body of either the moving or the stationary unit.

**TASK:** Disrupt Assembly Area (AA) Activities (5-OPFOR-0013)

**CONDITION:** Intelligence reports indicate that platoon- and company-size enemy units are operating in the opposing forces (OPFOR) area of operations. Enemy units can defend from AAs with direct fire, antiarmor weapons, and indirect fire. The enemy has close air support (CAS) and nuclear, biological, and chemical (NBC) capabilities.

**STANDARD:** The OPFOR element locates and disrupts the enemy's AA activities. 1. Locates the element's AA. 2. Probes the AA with squad- or team-size elements. 3. Inflicts more than 5 percent casualties on the element. 4. Disrupts the element's preparations (prevents or delays beyond the element's allotted time).

**TASK:** Attack (5-OPFOR-0001)

**CONDITION:** The opposing forces (OPFOR) element has located the enemy. The priority intelligence requirements (PIR) and the other intelligence requirements have been obtained by OPFOR patrols. The OPFOR element has automatic and antiarmor weapons and light mortars.

**STANDARD:** The OPFOR element attempts to seize the terrain, the vehicles, or the equipment. 1. Develops an attack plan. 2. Surprises the enemy unit's main body. 3. Initiates the attack using a scheme of maneuver that exploits the enemy's flanks, gaps, and weaknesses. 4. Uses covered and concealed routes to approach the enemy forces' flanks, gaps, or weakly held areas. 5. Employs indirect fire to support the attack. 6. Penetrates enemy defenses. 7. Destroys the equipment and the supplies. 8. Inflicts heavy casualties. 9. Isolates the combat service support (CSS) base by blocking the reinforcements. 10. Forces the enemy units to displace. 11. Avoids being fixed in one position. 12. Withdraws before the CSS base is reinforced with tactical combat forces.

**TASK:** Conduct Air Attacks (5-OPFOR-0002)

**CONDITION:** The opposing forces (OPFOR) element in the rear area has forwarded the positions of the enemy support sites or the locations of moving elements. The OPFOR aircraft have been dispatched to attack enemy installations or convoys.

**STANDARD:** The OPFOR element attempts to delay, disrupt, or damage the enemy targets by air. 1. Locates the target (support sites or convoys). 2. Makes attack runs on the designated targets. 3. Inflicts heavy damage to the selected target. 4. Sustains no loss of aircraft. 5. Delays moving the force for more than one hour.

**ELEMENTS:** Company Headquarters  
 Equipment Platoon Headquarters  
 Company Maintenance Section

**TASK:** Prepare an Operation Order (OPORD) (Company/Platoon) (05-2-7008)  
 (FM 5-71-2) (FM 5-34)

**ITERATION:** 1 2 3 4 5 M (Circle)

**COMMANDER/LEADER ASSESSMENT:** T P U (Circle)

**CONDITIONS:** A company is performing tactical operations. The company receives a new mission that requires the preparation of an OPORD. Digital units have performed functionality checks, and systems are operational. The unit is linked to the task force (TF) tactical operations center (TOC). Some iterations of this task should be performed in MOPP4.

**TASK STANDARDS:** The OPORD follows the commander's intent, is understandable, and contains all of the information necessary to accomplish the mission. Digital units send and receive orders and reports using frequency-modulated (FM) or digital means. The time required to perform this task is increased when conducting it in mission-oriented protection posture (MOPP) 4.

TASK STEPS AND PERFORMANCE MEASURES	GO	NO-GO
<p>* 1. The element leader writes an OPORD following the five-paragraph format.                      NOTE: Digital units write and disseminate the OPORD using the Army Battle Command System (ABCS), perform collaborative planning, and submit orders/requests and reports according to the unit's tactical standing operating procedure (TACSOP).</p> <ul style="list-style-type: none"> <li>a. Ensured that the situation paragraph contained information about the enemy forces, friendly forces, attachments, and detachments.</li> <li>b. Stated the mission clearly. Included who, what, when, where, and why.</li> <li>c. Ensured that the execution paragraph included the commander's intent, the subordinate unit's instructions, and coordinating instructions.</li> </ul> <p>NOTE: Address any environmental considerations in the coordinating instructions. Include specific measures to minimize environmental damage.</p> <ul style="list-style-type: none"> <li>d. Ensured that the service support paragraph contained combat service support (CSS) and unit support instructions. If the paragraph was too long, used an annex. Otherwise, used the following paragraph sample format:                             <ul style="list-style-type: none"> <li>(1) Material and services.</li> <li>(2) Medical.</li> <li>(3) Personnel.</li> <li>(4) Civil military.</li> <li>(5) As necessary.</li> </ul> </li> <li>e. Ensured that the command and signal paragraphs specified the command post (CP) locations for supporting the units and gave the instructions for coordinating and establishing communications by different means (digital and FM).</li> </ul> <p>* 2. The element leader ensures that the necessary information is included and briefed to the subordinate elements.</p> <p>* 3. The element leader ensures that the order is disseminated or briefed in time to satisfy the one-third/two-third rule (allowing subordinates two-thirds of the available time).</p>		



TASK PERFORMANCE / EVALUATION SUMMARY BLOCK							
ITERATION	1	2	3	4	5	M	TOTAL
TOTAL TASK STEPS EVALUATED							
TOTAL TASK STEPS "GO"							
TRAINING STATUS "GO"/"NO-GO"							

"\*" indicates a leader task step.

**SUPPORTING INDIVIDUAL TASKS**

Task Number	Task Title	References
071-326-5626	Prepare an Oral Operation Order	STP 21-24-SMCT

**SUPPORTING COLLECTIVE TASKS**

Task Number	Task Title	References
05-1-1389	Identify Topographic Support Requirements	ARTEP 5-053-35-MTP ARTEP 5-113-35-MTP ARTEP 5-332-68-MTP ARTEP 5-335-60-MTP ARTEP 5-335-66-MTP ARTEP 5-337-35-MTP ARTEP 5-402-33-MTP ARTEP 5-402-68-MTP ARTEP 5-412-68-MTP ARTEP 5-412-69-MTP ARTEP 5-435-66-MTP ARTEP 5-435-67-MTP ARTEP 5-437-36-MTP ARTEP 5-437-38-MTP ARTEP 5-520-10-MTP ARTEP 5-530-14-MTP ARTEP 5-603-35-MTP ARTEP47-002-47X-MTP
05-1-1391	Request a Standard Topographic Product	ARTEP 5-335-60-MTP ARTEP 5-335-66-MTP ARTEP 5-402-33-MTP ARTEP 5-402-68-MTP ARTEP 5-412-68-MTP ARTEP 5-412-69-MTP ARTEP 5-435-66-MTP ARTEP 5-435-67-MTP ARTEP 5-437-10-MTP ARTEP 5-437-11-MTP ARTEP 5-437-36-MTP ARTEP 5-437-38-MTP ARTEP 5-335-60-MTP
05-1-1393	Request Nonstandard Topographic Products	ARTEP 5-335-66-MTP ARTEP 5-402-33-MTP ARTEP 5-402-68-MTP ARTEP 5-412-68-MTP ARTEP 5-412-69-MTP

**SUPPORTING COLLECTIVE TASKS**

<b>Task Number</b>	<b>Task Title</b>	<b>References</b>
		ARTEP 5-435-66-MTP ARTEP 5-435-67-MTP ARTEP 5-437-10-MTP ARTEP 5-437-11-MTP ARTEP 5-437-36-MTP ARTEP 5-437-38-MTP ARTEP 5-500-66-MTP ARTEP 5-602-68-MTP
05-2-1380 05-4-1372	Identify Terrain Information Requirements Disseminate Terrain Information Product	ARTEP47-002-47X-MTP ARTEP 5-540-10-MTP ARTEP 5-540-11-MTP ARTEP 5-540-12-MTP ARTEP 5-540-13-MTP ARTEP 5-607-35-MTP
05-4-1376	Perform Topographic Collection Effort	ARTEP 5-540-10-MTP ARTEP 5-540-11-MTP ARTEP 5-540-12-MTP ARTEP 5-540-13-MTP ARTEP 5-605-66-MTP ARTEP 5-606-34-MTP ARTEP 5-607-35-MTP ARTEP 5-608-35-MTP
05-6-0088	Coordinate Topographic Operations	ARTEP 5-402-68-MTP ARTEP 5-412-68-MTP ARTEP 5-412-69-MTP ARTEP 5-602-68-MTP ARTEP47-002-47X-MTP

**OPFOR TASKS AND STANDARDS**

**TASK:** Defeat Obstacles (5-OPFOR-0009)

**CONDITION:** The opposing forces (OPFOR) element encounters an obstacle that blocks the avenue of approach as it advances upon the enemy forces.

**STANDARD:** The OPFOR element bypasses or breaches the enemy obstacle. 1. Detects the obstacle before halting its main body. 2. Defeats the obstacle. a. Bypasses the obstacle without entering the engagement areas. b. Breaches the obstacle within 45 minutes and passes its entire force through the obstacle. 3. Does not incur degradation to the point that the mission must be discontinued.

**TASK:** Conduct an Attack (5-OPFOR-0008)

**CONDITION:** The enemy is conducting tactical operations. The opposing forces (OPFOR) element receives orders to attack the enemy, the area of occupation, or the main supply route (MSR) with smoke.

**STANDARD:** The OPFOR element disrupts the enemy's movement and smoke operations. 1. Determines the delivery method of the smoke attack. 2. Locates the target. 3. Delivers the smoke attack downwind. 4. Attacks the enemy with smoke, and surge attacks when the enemy responds to the smoke.

**TASK:** Disrupt a Net Control Station (NCS) (5-OPFOR-0019)

**CONDITION:** The enemy has established a NCS. The opposing forces (OPFOR) element has radio and jamming equipment.

**STANDARD:** The OPFOR element attempts to disrupt an NCS. 1. Attempts to locate the radio frequency that the unit is operating on. 2. Attempts to enter the radio net. 3. Attempts to issue "bogus" orders to a unit on the net. 4. Jams the radio frequency and forces the unit to go to an alternate frequency.

**TASK:** Disrupt Construction of Vehicle Fighting Positions (5-OPFOR-0020)

**CONDITION:** The opposing forces (OPFOR) element has located the enemy. The priority intelligence requirements (PIR) and other intelligence obtained by OPFOR patrols indicate the enemy is constructing vehicle fighting positions within its defensive area. The OPFOR element has automatic and antiarmor weapons and light mortars.

**STANDARD:** The OPFOR element attempts to disrupt the enemy's efforts to establish vehicle fighting positions. 1. Locates the defensive area. 2. Surprises the main body. 3. Penetrates the defensive area with squad-size probes. 4. Inflicts casualties on the unit. 5. Destroys vehicles. 6. Disrupts the unit's preparations (prevents or delays beyond the unit's allotted time).

**TASK:** Disrupt an Engineer Reconnaissance (5-OPFOR-0022)

**CONDITION:** The enemy is conducting an engineer reconnaissance. The opposing forces (OPFOR) element is positioned along the enemy's route.

**STANDARD:** The OPFOR element disrupts an engineer reconnaissance. 1. Prevents the unit from meeting its specified time schedule. 2. Forces the unit to deviate from its specified route. 3. Prevents the unit from accomplishing its assigned engineer reconnaissance. 4. Surprises the unit conducting the reconnaissance.

**TASK:** Conduct an Aerial Reconnaissance (5-OPFOR-0010)

**CONDITION:** The opposing forces (OPFOR) headquarters (HQ) element requires intelligence on the locations and identification of the enemy elements. Aircraft is dispatched to take photographs and make a visual inspection of the enemy rear area.

**STANDARD:** The OPFOR element gathers photograph intelligence of the enemy. 1. Photographs the assigned sectors. 2. Makes quick visual checks where the ceiling is low. 3. Locates enemy positions in the area, particularly support and storage bases, and command and control (C2) facilities. 4. Sustains no loss of aircraft. 5. Reports priority intelligence requirements (PIR) and other information requirements to the OPFOR HQ.

**TASK:** Conduct Terrorist and Saboteur Attacks (5-OPFOR-0005)

**CONDITION:** The opposing forces (OPFOR) element dispatches small teams into the enemy's rear area to disrupt combat service support (CSS) operations.

**STANDARD:** The enemy sustains disrupted command and control (C2), destroyed equipment and supplies, and light casualties. 1. Locates rear support bases and C2 facilities. 2. Delays and disrupts CSS operations through probes. 3. Infiltrates CSS bases to conduct sabotage and terrorist activities. 4. Inflicts light casualties. 5. Destroys supplies and equipment.

**TASK:** Disrupt Defensive Preparations (5-OPFOR-0018)

**CONDITION:** The opposing forces (OPFOR) element has located the enemy. Priority intelligence requirements (PIR) and other intelligence requirements obtained by OPFOR patrols indicate that the enemy elements are establishing defensive positions. The OPFOR element has automatic and antiarmor weapons and light mortars.

**STANDARD:** The OPFOR element disrupts and delays the enemy's defensive preparations. 1. Locates and penetrates the enemy's security system. 2. Forces the enemy to delay defensive preparations. 3. Disrupts the enemy's obstacle preparations.

**TASK:** Disrupt Quartering Party Operations (5-OPFOR-0017)

**CONDITION:** The enemy is conducting quartering party operations. It has established an assembly area (AA) but has not moved in the main body.

**STANDARD:** The opposing forces (OPFOR) element attempts to disrupt quartering party operations and infiltrate the enemy's AA. 1. Locates the quartering party and the AA. 2. Surprises the main body. 3. Penetrates the AA with squad-size probes. 4. Inflicts personnel casualties and vehicle damage. 5. Disrupts the unit's preparations (prevents or delays beyond the unit's allotted time).

**TASK:** Disrupt Enemy Movement and Operations Using Tactical Nuclear Weapons (5-OPFOR-0016)

**CONDITION:** The opposing forces (OPFOR) element has located the enemy. Priority intelligence requirements (PIR) and other intelligence requirements have been obtained by OPFOR patrols. Tactical nuclear weapons are employed against key locations in the rear area.

**STANDARD:** The OPFOR element disrupts enemy movement and operations. 1. Disrupts or delays the movement of the enemy's equipment and supplies to the forward areas. 2. Destroys enemy equipment and supplies. 3. Inflicts a high rate of nuclear casualties among the enemy forces. 4. Denies the enemy the use of specified areas. 5. Contaminates the enemy's equipment and supplies.

**TASK:** Disrupt Enemy Movement and Operations Using Persistent and Nonpersistent Chemical Weapons (5-OPFOR-0015)

**CONDITION:** The opposing forces (OPFOR) element has located the enemy. Priority intelligence requirements (PIR) and other intelligence requirements have been obtained by OPFOR patrols. The OPFOR units deliver chemical agents, by means of conventional artillery weapons or aircraft, along selected supply routes and key bases in the rear area.

**STANDARD:** The OPFOR element disrupts enemy movement and operations using persistent and nonpersistent chemical weapons. 1. Delivers chemical agents in low and densely wooded areas. 2. Delays the movement of enemy supplies and equipment to the forward areas. 3. Restricts the movement of the enemy units in the rear area. 4. Channels the movement of enemy units into predesignated ambush areas. 5. Contaminates enemy supplies and equipment. 6. Inflicts a high rate of casualties on enemy forces.

**TASK:** Disrupt Movement (5-OPFOR-0014)

**CONDITION:** The enemy is expected to move through the opposing forces (OPFOR) element's area of operations. The OPFOR element has received an operation order (OPORD) or fragmentary order (FRAGO) to disrupt enemy movement. The enemy has the capability to defend with direct fire and antiarmor weapons.

**STANDARD:** The OPFOR element delays enemy movement. 1. Delays the element. 2. Forces the element to deviate from its route. 3. Prevents the element from reaching its destination. 4. Surprises the element's main body.

**TASK:** Counter Passage of Lines (5-OPFOR-0012)

**CONDITION:** Enemy forces are in defensive positions, but they are expected to attempt passage-of-lines operations. The opposing forces (OPFOR) received orders to disrupt enemy passage-of-lines operations.

**STANDARD:** The OPFOR element delays or prevents enemy passage of lines. 1. Delays the passage. 2. Prevents the company from moving all personnel through the stationary unit. 3. Engages the main body of either the moving or the stationary unit.

**TASK:** Conduct Sniper Operations (5-OPFOR-0006)

**CONDITION:** The opposing forces (OPFOR) element has assigned snipers (regular or irregular elements) in the enemy's rear area along the main supply route (MSR) and near support sites.

**STANDARD:** The OPFOR element kills or wounds targets. 1. Sets up a well-concealed location. 2. Engages vehicle drivers or personnel on foot with short bursts of semiautomatic fire. 3. Kills or wounds selected targets. 4. Prevents the position from being discovered by enemy forces. 5. Evacuates the area without being spotted. 6. Reports all specified priority intelligence requirements (PIR) and other intelligence requirements to the OPFOR headquarters (HQ).

**TASK:** Conduct Air Attacks (5-OPFOR-0002)

**CONDITION:** The opposing forces (OPFOR) element in the rear area has forwarded the positions of the enemy support sites or the locations of moving elements. The OPFOR aircraft have been dispatched to attack enemy installations or convoys.

**STANDARD:** The OPFOR element attempts to delay, disrupt, or damage the enemy targets by air. 1. Locates the target (support sites or convoys). 2. Makes attack runs on the designated targets. 3. Inflicts heavy damage to the selected target. 4. Sustains no loss of aircraft. 5. Delays moving the force for more than one hour.

**TASK:** Attack (5-OPFOR-0001)

**CONDITION:** The opposing forces (OPFOR) element has located the enemy. The priority intelligence requirements (PIR) and the other intelligence requirements have been obtained by OPFOR patrols. The OPFOR element has automatic and antiarmor weapons and light mortars.

**STANDARD:** The OPFOR element attempts to seize the terrain, the vehicles, or the equipment. 1. Develops an attack plan. 2. Surprises the enemy unit's main body. 3. Initiates the attack using a scheme of maneuver that exploits the enemy's flanks, gaps, and weaknesses. 4. Uses covered and concealed routes to approach the enemy forces' flanks, gaps, or weakly held areas. 5. Employs indirect fire to support the attack. 6. Penetrates enemy defenses. 7. Destroys the equipment and the supplies. 8. Inflicts heavy casualties. 9. Isolates the combat service support (CSS) base by blocking the reinforcements. 10. Forces the enemy units to displace. 11. Avoids being fixed in one position. 12. Withdraws before the CSS base is reinforced with tactical combat forces.

**TASK:** Surrender to the Capturing Unit on the Battlefield (5-OPFOR-0024)

**CONDITION:** The enemy has captured opposing forces (OPFOR) element's soldiers, documents, and equipment sensitive to the OPFOR tactical operations.

**STANDARD:** The OPFOR soldiers retain or destroy documents and equipment. The OPFOR element surrenders the documents and the equipment of no tactical use to the enemy and attempts to conceal or destroy items of tactical value. The OPFOR element attempts escape and evasion. 1. Prevents the successful capture of the documents and the equipment. 2. Destroys the documents and the equipment. 3. Removes identifying markings from the equipment. 4. Removes unit-identifying insignia. 5. Provides misleading information. 6. Plans an escape. 7. Delays movement to the nearest collection point. 8. Prevents safeguarding of the enemy prisoners of war (EPWs) in order to cause embarrassment to the United States (US).

**TASK:** Conduct a Raid (5-OPFOR-0004)

**CONDITION:** The opposing forces (OPFOR) element has occupied an objective rally point and has orders to conduct a raid on a combat service support (CSS) base.

**STANDARD:** The OPFOR element infiltrates the enemy's base and destroys all of the targets. 1. Surprises the enemy forces. 2. Assaults the support base and accomplishes the assigned tasks. 3. Destroys the specified equipment and supplies. 4. Avoids being decisively engaged. 5. Withdraws all personnel from the objective areas within the time prescribed. 6. Obtains all priority intelligence requirements (PIR) from the raid site. 7. Sustains only light casualties from enemy fire.

**TASK:** Defend a Minefield (5-OPFOR-0023)

**CONDITION:** The enemy is conducting a minefield sweeping operation. The opposing forces (OPFOR) element has a minefield placed in the enemy's path. The minefield is under constant observation and fire.

**STANDARD:** The OPFOR element defends a minefield against an enemy element conducting a minefield sweeping operation. 1. Prevents the unit from detecting the obstacle. 2. Disrupts the minefield sweeping operation. 3. Prevents the unit from conducting the minefield sweeping operation, prevents the unit from moving all personnel through the breach, or delays the completion of the minefield sweeping operation for more than 45 minutes.

**TASK:** Disrupt Assembly Area (AA) Activities (5-OPFOR-0013)

**CONDITION:** Intelligence reports indicate that platoon- and company-size enemy units are operating in the opposing forces (OPFOR) area of operations. Enemy units can defend from AAs with direct fire, antiarmor weapons, and indirect fire. The enemy has close air support (CAS) and nuclear, biological, and chemical (NBC) capabilities.

**STANDARD:** The OPFOR element locates and disrupts the enemy's AA activities. 1. Locates the element's AA. 2. Probes the AA with squad- or team-size elements. 3. Inflicts more than 5 percent casualties on the element. 4. Disrupts the element's preparations (prevents or delays beyond the element's allotted time).

**TASK:** Conduct an Ambush (5-OPFOR-0007)

**CONDITION:** The enemy is moving in a convoy. The opposing forces (OPFOR) element is positioned along the enemy's route.

**STANDARD:** The OPFOR element inflicts casualties on the enemy and causes vehicle and equipment damage. 1. Prepares an ambush site before the element arrives. 2. Surprises march element forces. 3. Inflicts heavy casualties within the designated kill zone. 4. Inflicts heavy damage to the vehicles and the equipment within the designated kill zone. 5. Delays the march element from reaching a specified destination for a specified period of time. 6. Withdraws on order. 7. Sustains no casualties. 8. Reports actions to superiors.

**TASK:** Maintain Contact (5-OPFOR-0003)

**CONDITION:** The opposing forces (OPFOR) element is engaged with enemy base-defense forces. The enemy forces are withdrawing under pressure.

**STANDARD:** The OPFOR element maintains enemy contact while the enemy withdraws. 1. Engages the enemy forces decisively. 2. Advances the OPFOR as the enemy forces withdraw. 3. Inflicts heavy casualties. 4. Captures the members of the enemy force. 5. Captures documents and equipment. 6. Safeguards the captured documents, the equipment, and the personnel.

**TASK:** Disrupt a Route Reconnaissance (5-OPFOR-0021)

**CONDITION:** The enemy is conducting a route reconnaissance. The opposing forces (OPFOR) element is positioned along the enemy's route.

**STANDARD:** The OPFOR element attempts to disrupt a squad/section conducting a route reconnaissance. 1. Prevents the unit from meeting its specified time schedule. 2. Forces the unit to deviate from its specified route. 3. Prevents the unit from reaching its assigned destination. 4. Surprises the squad/section. 5. Inflicts casualties on the unit.

**ELEMENT:** S1 Section

**TASK:** Participate in the Operation Order (OPORD) Process (12-1-0408.05-T01A)  
(FM 101-5) (FM 3-0)

**ITERATION:** 1 2 3 4 5 M (Circle)

**COMMANDER/LEADER ASSESSMENT:** T P U (Circle)

**CONDITIONS:** The battalion is engaging in combat operations and has received a mission from higher headquarters (HQ). Digital units have performed functionality checks, and systems are operational. The battalion commander has issued planning guidance. Some iterations of this task should be performed in MOPP4.

**TASK STANDARDS:** The personnel estimate and annex of the OPORD are completed in the time outlined in the commander's guidance. Digital units send and receive reports using frequency-modulated (FM) or digital means. The time required to perform this task is increased when conducting it in mission-oriented protection posture (MOPP) 4.

TASK STEPS AND PERFORMANCE MEASURES	GO	NO-GO
<p>* 1. The Adjutant (US Army) (S1) section prepares the personnel estimate.</p> <ul style="list-style-type: none"> <li>a. Obtained the commander's restated mission.</li> <li>b. Obtained intelligence information from the Intelligence Officer (US Army) (S2).</li> <li>c. Obtained tactical information from the commander or the Operations and Training Officer (US Army) (S3).</li> <li>d. Obtained logistical information from the Supply Officer (US Army) (S4).</li> <li>e. Prepared the troop-preparedness situation.</li> <li>f. Analyzed and compared courses of action.</li> <li>g. Developed conclusions.</li> <li>h. Presented conclusions to the commander.</li> </ul> <p>2. The S1 section participates in the preparation process for the service support annex.</p> <ul style="list-style-type: none"> <li>a. Verified the battalion's task organization.</li> <li>b. Updated task force battle rosters and personnel strength (PS) charts to reflect the new task organization.</li> <li>c. Advised the commander and staff on task force PS.</li> <li>d. Developed estimates of injured, sick, and wounded rates.</li> <li>e. Coordinated the location of medical support facilities and evacuation routes and procedures.</li> <li>f. Provided medical-support information to staff members in support of staff planning.</li> <li>g. Relayed tactical/operational information and command directives to medical-support units.</li> <li>h. Verified casualty data and strength information with the battalion aid station.</li> <li>i. Established requirements and procedures for strength accounting, replacements, and casualty reporting.</li> <li>j. Coordinated and designated temporary enemy prisoner of war (EPW) and civilian-detainee collection points and outlined evacuation procedures.</li> <li>k. Prepared the personnel portion of paragraph 4 (Service Support) of the OPORD.</li> <li>l. Briefed task organization and personnel portions of the OPORD.</li> </ul>		



TASK PERFORMANCE / EVALUATION SUMMARY BLOCK							
ITERATION	1	2	3	4	5	M	TOTAL
TOTAL TASK STEPS EVALUATED							
TOTAL TASK STEPS "GO"							
TRAINING STATUS "GO"/"NO-GO"							

"\*" indicates a leader task step.

**SUPPORTING INDIVIDUAL TASKS: NONE**

**SUPPORTING COLLECTIVE TASKS: NONE**

#### **OPFOR TASKS AND STANDARDS**

**TASK:** Surrender to the Capturing Unit on the Battlefield (5-OPFOR-0024)

**CONDITION:** The enemy has captured opposing forces (OPFOR) element's soldiers, documents, and equipment sensitive to the OPFOR tactical operations.

**STANDARD:** The OPFOR soldiers retain or destroy documents and equipment. The OPFOR element surrenders the documents and the equipment of no tactical use to the enemy and attempts to conceal or destroy items of tactical value. The OPFOR element attempts escape and evasion. 1. Prevents the successful capture of the documents and the equipment. 2. Destroys the documents and the equipment. 3. Removes identifying markings from the equipment. 4. Removes unit-identifying insignia. 5. Provides misleading information. 6. Plans an escape. 7. Delays movement to the nearest collection point. 8. Prevents safeguarding of the enemy prisoners of war (EPWs) in order to cause embarrassment to the United States (US).

**TASK:** Disrupt a Route Reconnaissance (5-OPFOR-0021)

**CONDITION:** The enemy is conducting a route reconnaissance. The opposing forces (OPFOR) element is positioned along the enemy's route.

**STANDARD:** The OPFOR element attempts to disrupt a squad/section conducting a route reconnaissance. 1. Prevents the unit from meeting its specified time schedule. 2. Forces the unit to deviate from its specified route. 3. Prevents the unit from reaching its assigned destination. 4. Surprises the squad/section. 5. Inflicts casualties on the unit.

**TASK:** Conduct an Aerial Reconnaissance (5-OPFOR-0010)

**CONDITION:** The opposing forces (OPFOR) headquarters (HQ) element requires intelligence on the locations and identification of the enemy elements. Aircraft is dispatched to take photographs and make a visual inspection of the enemy rear area.

**STANDARD:** The OPFOR element gathers photograph intelligence of the enemy. 1. Photographs the assigned sectors. 2. Makes quick visual checks where the ceiling is low. 3. Locates enemy positions in the area, particularly support and storage bases, and command and control (C2) facilities. 4. Sustains no loss of aircraft. 5. Reports priority intelligence requirements (PIR) and other information requirements to the OPFOR HQ.

**TASK:** Conduct a Raid (5-OPFOR-0004)

**CONDITION:** The opposing forces (OPFOR) element has occupied an objective rally point and has orders to conduct a raid on a combat service support (CSS) base.

**STANDARD:** The OPFOR element infiltrates the enemy's base and destroys all of the targets. 1. Surprises the enemy forces. 2. Assaults the support base and accomplishes the assigned tasks. 3. Destroys the specified equipment and supplies. 4. Avoids being decisively engaged. 5. Withdraws all personnel from the objective areas within the time prescribed. 6. Obtains all priority intelligence requirements (PIR) from the raid site. 7. Sustains only light casualties from enemy fire.

**TASK:** Defeat Obstacles (5-OPFOR-0009)

**CONDITION:** The opposing forces (OPFOR) element encounters an obstacle that blocks the avenue of approach as it advances upon the enemy forces.

**STANDARD:** The OPFOR element bypasses or breaches the enemy obstacle. 1. Detects the obstacle before halting its main body. 2. Defeats the obstacle. a. Bypasses the obstacle without entering the engagement areas. b. Breaches the obstacle within 45 minutes and passes its entire force through the obstacle. 3. Does not incur degradation to the point that the mission must be discontinued.

**TASK:** Conduct an Attack (5-OPFOR-0008)

**CONDITION:** The enemy is conducting tactical operations. The opposing forces (OPFOR) element receives orders to attack the enemy, the area of occupation, or the main supply route (MSR) with smoke.

**STANDARD:** The OPFOR element disrupts the enemy's movement and smoke operations. 1. Determines the delivery method of the smoke attack. 2. Locates the target. 3. Delivers the smoke attack downwind. 4. Attacks the enemy with smoke, and surge attacks when the enemy responds to the smoke.

**TASK:** Disrupt Construction of Vehicle Fighting Positions (5-OPFOR-0020)

**CONDITION:** The opposing forces (OPFOR) element has located the enemy. The priority intelligence requirements (PIR) and other intelligence obtained by OPFOR patrols indicate the enemy is constructing vehicle fighting positions within its defensive area. The OPFOR element has automatic and antiarmor weapons and light mortars.

**STANDARD:** The OPFOR element attempts to disrupt the enemy's efforts to establish vehicle fighting positions. 1. Locates the defensive area. 2. Surprises the main body. 3. Penetrates the defensive area with squad-size probes. 4. Inflicts casualties on the unit. 5. Destroys vehicles. 6. Disrupts the unit's preparations (prevents or delays beyond the unit's allotted time).

**TASK:** Disrupt an Engineer Reconnaissance (5-OPFOR-0022)

**CONDITION:** The enemy is conducting an engineer reconnaissance. The opposing forces (OPFOR) element is positioned along the enemy's route.

**STANDARD:** The OPFOR element disrupts an engineer reconnaissance. 1. Prevents the unit from meeting its specified time schedule. 2. Forces the unit to deviate from its specified route. 3. Prevents the unit from accomplishing its assigned engineer reconnaissance. 4. Surprises the unit conducting the reconnaissance.

**TASK:** Defend a Minefield (5-OPFOR-0023)

**CONDITION:** The enemy is conducting a minefield sweeping operation. The opposing forces (OPFOR) element has a minefield placed in the enemy's path. The minefield is under constant observation and fire.

**STANDARD:** The OPFOR element defends a minefield against an enemy element conducting a minefield sweeping operation. 1. Prevents the unit from detecting the obstacle. 2. Disrupts the minefield sweeping operation. 3. Prevents the unit from conducting the minefield sweeping operation, prevents the unit from moving all personnel through the breach, or delays the completion of the minefield sweeping operation for more than 45 minutes.

**TASK:** Conduct Terrorist and Saboteur Attacks (5-OPFOR-0005)

**CONDITION:** The opposing forces (OPFOR) element dispatches small teams into the enemy's rear area to disrupt combat service support (CSS) operations.

**STANDARD:** The enemy sustains disrupted command and control (C2), destroyed equipment and supplies, and light casualties. 1. Locates rear support bases and C2 facilities. 2. Delays and disrupts CSS operations through probes. 3. Infiltrates CSS bases to conduct sabotage and terrorist activities. 4. Inflicts light casualties. 5. Destroys supplies and equipment.

**TASK:** Conduct Sniper Operations (5-OPFOR-0006)

**CONDITION:** The opposing forces (OPFOR) element has assigned snipers (regular or irregular elements) in the enemy's rear area along the main supply route (MSR) and near support sites.

**STANDARD:** The OPFOR element kills or wounds targets. 1. Sets up a well-concealed location. 2. Engages vehicle drivers or personnel on foot with short bursts of semiautomatic fire. 3. Kills or wounds selected targets. 4. Prevents the position from being discovered by enemy forces. 5. Evacuates the area without being spotted. 6. Reports all specified priority intelligence requirements (PIR) and other intelligence requirements to the OPFOR headquarters (HQ).

**TASK:** Maintain Contact (5-OPFOR-0003)

**CONDITION:** The opposing forces (OPFOR) element is engaged with enemy base-defense forces. The enemy forces are withdrawing under pressure.

**STANDARD:** The OPFOR element maintains enemy contact while the enemy withdraws. 1. Engages the enemy forces decisively. 2. Advances the OPFOR as the enemy forces withdraw. 3. Inflicts heavy casualties. 4. Captures the members of the enemy force. 5. Captures documents and equipment. 6. Safeguards the captured documents, the equipment, and the personnel.

**TASK:** Conduct an Ambush (5-OPFOR-0007)

**CONDITION:** The enemy is moving in a convoy. The opposing forces (OPFOR) element is positioned along the enemy's route.

**STANDARD:** The OPFOR element inflicts casualties on the enemy and causes vehicle and equipment damage. 1. Prepares an ambush site before the element arrives. 2. Surprises march element forces. 3. Inflicts heavy casualties within the designated kill zone. 4. Inflicts heavy damage to the vehicles and the equipment within the designated kill zone. 5. Delays the march element from reaching a specified destination for a specified period of time. 6. Withdraws on order. 7. Sustains no casualties. 8. Reports actions to superiors.

**TASK:** Disrupt a Net Control Station (NCS) (5-OPFOR-0019)

**CONDITION:** The enemy has established a NCS. The opposing forces (OPFOR) element has radio and jamming equipment.

**STANDARD:** The OPFOR element attempts to disrupt an NCS. 1. Attempts to locate the radio frequency that the unit is operating on. 2. Attempts to enter the radio net. 3. Attempts to issue "bogus" orders to a unit on the net. 4. Jams the radio frequency and forces the unit to go to an alternate frequency.

**TASK:** Disrupt Defensive Preparations (5-OPFOR-0018)

**CONDITION:** The opposing forces (OPFOR) element has located the enemy. Priority intelligence requirements (PIR) and other intelligence requirements obtained by OPFOR patrols indicate that the enemy elements are establishing defensive positions. The OPFOR element has automatic and antiarmor weapons and light mortars.

**STANDARD:** The OPFOR element disrupts and delays the enemy's defensive preparations. 1. Locates and penetrates the enemy's security system. 2. Forces the enemy to delay defensive preparations. 3. Disrupts the enemy's obstacle preparations.

**TASK:** Disrupt Enemy Movement and Operations Using Tactical Nuclear Weapons (5-OPFOR-0016)

**CONDITION:** The opposing forces (OPFOR) element has located the enemy. Priority intelligence requirements (PIR) and other intelligence requirements have been obtained by OPFOR patrols. Tactical nuclear weapons are employed against key locations in the rear area.

**STANDARD:** The OPFOR element disrupts enemy movement and operations. 1. Disrupts or delays the movement of the enemy's equipment and supplies to the forward areas. 2. Destroys enemy equipment and supplies. 3. Inflicts a high rate of nuclear casualties among the enemy forces. 4. Denies the enemy the use of specified areas. 5. Contaminates the enemy's equipment and supplies.

**TASK:** Disrupt Quartering Party Operations (5-OPFOR-0017)

**CONDITION:** The enemy is conducting quartering party operations. It has established an assembly area (AA) but has not moved in the main body.

**STANDARD:** The opposing forces (OPFOR) element attempts to disrupt quartering party operations and infiltrate the enemy's AA. 1. Locates the quartering party and the AA. 2. Surprises the main body. 3. Penetrates the AA with squad-size probes. 4. Inflicts personnel casualties and vehicle damage. 5. Disrupts the unit's preparations (prevents or delays beyond the unit's allotted time).

**TASK:** Disrupt Enemy Movement and Operations Using Persistent and Nonpersistent Chemical Weapons (5-OPFOR-0015)

**CONDITION:** The opposing forces (OPFOR) element has located the enemy. Priority intelligence requirements (PIR) and other intelligence requirements have been obtained by OPFOR patrols. The OPFOR units deliver chemical agents, by means of conventional artillery weapons or aircraft, along selected supply routes and key bases in the rear area.

**STANDARD:** The OPFOR element disrupts enemy movement and operations using persistent and nonpersistent chemical weapons. 1. Delivers chemical agents in low and densely wooded areas. 2. Delays the movement of enemy supplies and equipment to the forward areas. 3. Restricts the movement of the enemy units in the rear area. 4. Channels the movement of enemy units into predesignated ambush areas. 5. Contaminates enemy supplies and equipment. 6. Inflicts a high rate of casualties on enemy forces.

**TASK:** Disrupt Movement (5-OPFOR-0014)

**CONDITION:** The enemy is expected to move through the opposing forces (OPFOR) element's area of operations. The OPFOR element has received an operation order (OPORD) or fragmentary order (FRAGO) to disrupt enemy movement. The enemy has the capability to defend with direct fire and antiarmor weapons.

**STANDARD:** The OPFOR element delays enemy movement. 1. Delays the element. 2. Forces the element to deviate from its route. 3. Prevents the element from reaching its destination. 4. Surprises the element's main body.

**TASK:** Counter Passage of Lines (5-OPFOR-0012)

**CONDITION:** Enemy forces are in defensive positions, but they are expected to attempt passage-of-lines operations. The opposing forces (OPFOR) received orders to disrupt enemy passage-of-lines operations.

**STANDARD:** The OPFOR element delays or prevents enemy passage of lines. 1. Delays the passage. 2. Prevents the company from moving all personnel through the stationary unit. 3. Engages the main body of either the moving or the stationary unit.

**TASK:** Disrupt Assembly Area (AA) Activities (5-OPFOR-0013)

**CONDITION:** Intelligence reports indicate that platoon- and company-size enemy units are operating in the opposing forces (OPFOR) area of operations. Enemy units can defend from AAs with direct fire, antiarmor weapons, and indirect fire. The enemy has close air support (CAS) and nuclear, biological, and chemical (NBC) capabilities.

**STANDARD:** The OPFOR element locates and disrupts the enemy's AA activities. 1. Locates the element's AA. 2. Probes the AA with squad- or team-size elements. 3. Inflicts more than 5 percent casualties on the element. 4. Disrupts the element's preparations (prevents or delays beyond the element's allotted time).

**TASK:** Attack (5-OPFOR-0001)

**CONDITION:** The opposing forces (OPFOR) element has located the enemy. The priority intelligence requirements (PIR) and the other intelligence requirements have been obtained by OPFOR patrols. The OPFOR element has automatic and antiarmor weapons and light mortars.

**STANDARD:** The OPFOR element attempts to seize the terrain, the vehicles, or the equipment. 1. Develops an attack plan. 2. Surprises the enemy unit's main body. 3. Initiates the attack using a scheme of maneuver that exploits the enemy's flanks, gaps, and weaknesses. 4. Uses covered and concealed routes to approach the enemy forces' flanks, gaps, or weakly held areas. 5. Employs indirect fire to support the attack. 6. Penetrates enemy defenses. 7. Destroys the equipment and the supplies. 8. Inflicts heavy casualties. 9. Isolates the combat service support (CSS) base by blocking the reinforcements. 10. Forces the enemy units to displace. 11. Avoids being fixed in one position. 12. Withdraws before the CSS base is reinforced with tactical combat forces.

**TASK:** Conduct Air Attacks (5-OPFOR-0002)

**CONDITION:** The opposing forces (OPFOR) element in the rear area has forwarded the positions of the enemy support sites or the locations of moving elements. The OPFOR aircraft have been dispatched to attack enemy installations or convoys.

**STANDARD:** The OPFOR element attempts to delay, disrupt, or damage the enemy targets by air. 1. Locates the target (support sites or convoys). 2. Makes attack runs on the designated targets. 3. Inflicts heavy damage to the selected target. 4. Sustains no loss of aircraft. 5. Delays moving the force for more than one hour.

**ELEMENTS:** Company Headquarters  
Company

**TASK:** Maintain Company Strength (12-2-0321.05-T01A)  
(FM 12-6) (FM 101-5)

**ITERATION:** 1 2 3 4 5 M (Circle)

**COMMANDER/LEADER ASSESSMENT:** T P U (Circle)

**CONDITIONS:** The company has resumed combat operations. Casualties have occurred and replacements are arriving. During operations, the unit may encounter separate or multiple air; Level I threat; nuclear, biological, and chemical (NBC); and terrorist attacks. Casualty processing and replacement actions continue during lulls in combat operations. The task may occur in a field environment or during military operations on urbanized terrain (MOUT). A tactical standing operating procedure (TACSOP) is available. Digital units have performed functionality checks, and systems are operational. Some iterations of this task should be performed in MOPP4.

**TASK STANDARDS:** The personnel situation report (SITREP), which accounts for all company personnel, is reported daily or as required. Digital units send and receive reports using frequency-modulated (FM) or digital means to update the common operational picture (COP) and situational awareness (SA). The time required to perform this task is increased when conducting it in mission-oriented protection posture (MOPP) 4.

TASK STEPS AND PERFORMANCE MEASURES	GO	NO-GO
<ol style="list-style-type: none"> <li>1. The headquarters (HQ) element collects strength information reports from subordinate sections.                             <ol style="list-style-type: none"> <li>a. Logged the SITREP and other personnel information.</li> <li>b. Verified strength data.</li> <li>c. Corrected erroneous and incomplete data.</li> </ol> </li> <li>2. The HQ element processes information.                             <ol style="list-style-type: none"> <li>a. Consolidated the personnel information of subordinate elements.</li> <li>b. Determined critical shortages and cross-leveling requirements.</li> <li>c. Updated the battle roster.</li> <li>d. Prepared hasty personnel status report (PSR) strength reports.</li> </ol> </li> <li>3. The HQ element processes replacements.                             <ol style="list-style-type: none"> <li>a. Briefed replacements on the mission, the tactical situation, company policies and procedures, specific duties, and site or company orientation.</li> <li>b. Added soldiers' names to the battle roster.</li> <li>c. Inspected critical clothing and equipment for shortages.</li> <li>d. Coordinated the issue of needed items.</li> <li>e. Arranged the movement of replacements to the platoon of assignment.</li> </ol> </li> <li>* 4. The first sergeant (1SG) disseminates strength information.                             <ol style="list-style-type: none"> <li>a. Briefed the commander on the unit's strength and replacement status.</li> <li>b. Forwarded the personnel SITREP or hasty strength reports, casualty feeder reports, and witness statements to the supporting Adjutant (US Army) (S1) section.</li> <li>c. Informed subordinate sections of projected replacements.</li> </ol> </li> <li>* 5. The company commander performs strength management functions.                             <ol style="list-style-type: none"> <li>a. Directed cross leveling.</li> <li>b. Verified combat critical personnel requirements.</li> </ol> </li> </ol>		

TASK STEPS AND PERFORMANCE MEASURES	GO	NO-GO
c. Reviewed strength management reports. d. Spot-checked strength information processing. e. Briefed superiors on the unit's strength and replacement status.		

TASK PERFORMANCE / EVALUATION SUMMARY BLOCK							
ITERATION	1	2	3	4	5	M	TOTAL
TOTAL TASK STEPS EVALUATED							
TOTAL TASK STEPS "GO"							
TRAINING STATUS "GO"/"NO-GO"							

"\*" indicates a leader task step.

**SUPPORTING INDIVIDUAL TASKS: NONE**

**SUPPORTING COLLECTIVE TASKS: NONE**

**OPFOR TASKS AND STANDARDS**

**TASK:** Surrender to the Capturing Unit on the Battlefield (5-OPFOR-0024)

**CONDITION:** The enemy has captured opposing forces (OPFOR) element's soldiers, documents, and equipment sensitive to the OPFOR tactical operations.

**STANDARD:** The OPFOR soldiers retain or destroy documents and equipment. The OPFOR element surrenders the documents and the equipment of no tactical use to the enemy and attempts to conceal or destroy items of tactical value. The OPFOR element attempts escape and evasion. 1. Prevents the successful capture of the documents and the equipment. 2. Destroys the documents and the equipment. 3. Removes identifying markings from the equipment. 4. Removes unit-identifying insignia. 5. Provides misleading information. 6. Plans an escape. 7. Delays movement to the nearest collection point. 8. Prevents safeguarding of the enemy prisoners of war (EPWs) in order to cause embarrassment to the United States (US).

**TASK:** Disrupt a Route Reconnaissance (5-OPFOR-0021)

**CONDITION:** The enemy is conducting a route reconnaissance. The opposing forces (OPFOR) element is positioned along the enemy's route.

**STANDARD:** The OPFOR element attempts to disrupt a squad/section conducting a route reconnaissance. 1. Prevents the unit from meeting its specified time schedule. 2. Forces the unit to deviate from its specified route. 3. Prevents the unit from reaching its assigned destination. 4. Surprises the squad/section. 5. Inflicts casualties on the unit.

**TASK:** Conduct a Raid (5-OPFOR-0004)

**CONDITION:** The opposing forces (OPFOR) element has occupied an objective rally point and has orders to conduct a raid on a combat service support (CSS) base.

**STANDARD:** The OPFOR element infiltrates the enemy's base and destroys all of the targets. 1. Surprises the enemy forces. 2. Assaults the support base and accomplishes the assigned tasks. 3. Destroys the specified equipment and supplies. 4. Avoids being decisively engaged. 5. Withdraws all personnel from the objective areas within the time prescribed. 6. Obtains all priority intelligence requirements (PIR) from the raid site. 7. Sustains only light casualties from enemy fire.

**TASK:** Conduct an Aerial Reconnaissance (5-OPFOR-0010)

**CONDITION:** The opposing forces (OPFOR) headquarters (HQ) element requires intelligence on the locations and identification of the enemy elements. Aircraft is dispatched to take photographs and make a visual inspection of the enemy rear area.

**STANDARD:** The OPFOR element gathers photograph intelligence of the enemy. 1. Photographs the assigned sectors. 2. Makes quick visual checks where the ceiling is low. 3. Locates enemy positions in the area, particularly support and storage bases, and command and control (C2) facilities. 4. Sustains no loss of aircraft. 5. Reports priority intelligence requirements (PIR) and other information requirements to the OPFOR HQ.

**TASK:** Defeat Obstacles (5-OPFOR-0009)

**CONDITION:** The opposing forces (OPFOR) element encounters an obstacle that blocks the avenue of approach as it advances upon the enemy forces.

**STANDARD:** The OPFOR element bypasses or breaches the enemy obstacle. 1. Detects the obstacle before halting its main body. 2. Defeats the obstacle. a. Bypasses the obstacle without entering the engagement areas. b. Breaches the obstacle within 45 minutes and passes its entire force through the obstacle. 3. Does not incur degradation to the point that the mission must be discontinued.

**TASK:** Conduct an Attack (5-OPFOR-0008)

**CONDITION:** The enemy is conducting tactical operations. The opposing forces (OPFOR) element receives orders to attack the enemy, the area of occupation, or the main supply route (MSR) with smoke.

**STANDARD:** The OPFOR element disrupts the enemy's movement and smoke operations. 1. Determines the delivery method of the smoke attack. 2. Locates the target. 3. Delivers the smoke attack downwind. 4. Attacks the enemy with smoke, and surge attacks when the enemy responds to the smoke.

**TASK:** Disrupt Construction of Vehicle Fighting Positions (5-OPFOR-0020)

**CONDITION:** The opposing forces (OPFOR) element has located the enemy. The priority intelligence requirements (PIR) and other intelligence obtained by OPFOR patrols indicate the enemy is constructing vehicle fighting positions within its defensive area. The OPFOR element has automatic and antiarmor weapons and light mortars.

**STANDARD:** The OPFOR element attempts to disrupt the enemy's efforts to establish vehicle fighting positions. 1. Locates the defensive area. 2. Surprises the main body. 3. Penetrates the defensive area with squad-size probes. 4. Inflicts casualties on the unit. 5. Destroys vehicles. 6. Disrupts the unit's preparations (prevents or delays beyond the unit's allotted time).

**TASK:** Disrupt an Engineer Reconnaissance (5-OPFOR-0022)

**CONDITION:** The enemy is conducting an engineer reconnaissance. The opposing forces (OPFOR) element is positioned along the enemy's route.



**STANDARD:** The OPFOR element disrupts an engineer reconnaissance. 1. Prevents the unit from meeting its specified time schedule. 2. Forces the unit to deviate from its specified route. 3. Prevents the unit from accomplishing its assigned engineer reconnaissance. 4. Surprises the unit conducting the reconnaissance.

**TASK:** Defend a Minefield (5-OPFOR-0023)

**CONDITION:** The enemy is conducting a minefield sweeping operation. The opposing forces (OPFOR) element has a minefield placed in the enemy's path. The minefield is under constant observation and fire.

**STANDARD:** The OPFOR element defends a minefield against an enemy element conducting a minefield sweeping operation. 1. Prevents the unit from detecting the obstacle. 2. Disrupts the minefield sweeping operation. 3. Prevents the unit from conducting the minefield sweeping operation, prevents the unit from moving all personnel through the breach, or delays the completion of the minefield sweeping operation for more than 45 minutes.

**TASK:** Conduct Terrorist and Saboteur Attacks (5-OPFOR-0005)

**CONDITION:** The opposing forces (OPFOR) element dispatches small teams into the enemy's rear area to disrupt combat service support (CSS) operations.

**STANDARD:** The enemy sustains disrupted command and control (C2), destroyed equipment and supplies, and light casualties. 1. Locates rear support bases and C2 facilities. 2. Delays and disrupts CSS operations through probes. 3. Infiltrates CSS bases to conduct sabotage and terrorist activities. 4. Inflicts light casualties. 5. Destroys supplies and equipment.

**TASK:** Conduct Sniper Operations (5-OPFOR-0006)

**CONDITION:** The opposing forces (OPFOR) element has assigned snipers (regular or irregular elements) in the enemy's rear area along the main supply route (MSR) and near support sites.

**STANDARD:** The OPFOR element kills or wounds targets. 1. Sets up a well-concealed location. 2. Engages vehicle drivers or personnel on foot with short bursts of semiautomatic fire. 3. Kills or wounds selected targets. 4. Prevents the position from being discovered by enemy forces. 5. Evacuates the area without being spotted. 6. Reports all specified priority intelligence requirements (PIR) and other intelligence requirements to the OPFOR headquarters (HQ).

**TASK:** Maintain Contact (5-OPFOR-0003)

**CONDITION:** The opposing forces (OPFOR) element is engaged with enemy base-defense forces. The enemy forces are withdrawing under pressure.

**STANDARD:** The OPFOR element maintains enemy contact while the enemy withdraws. 1. Engages the enemy forces decisively. 2. Advances the OPFOR as the enemy forces withdraw. 3. Inflicts heavy casualties. 4. Captures the members of the enemy force. 5. Captures documents and equipment. 6. Safeguards the captured documents, the equipment, and the personnel.

**TASK:** Conduct an Ambush (5-OPFOR-0007)

**CONDITION:** The enemy is moving in a convoy. The opposing forces (OPFOR) element is positioned along the enemy's route.

**STANDARD:** The OPFOR element inflicts casualties on the enemy and causes vehicle and equipment damage. 1. Prepares an ambush site before the element arrives. 2. Surprises march element forces. 3. Inflicts heavy casualties within the designated kill zone. 4. Inflicts heavy damage to the vehicles and the equipment within the designated kill zone. 5. Delays the march element from reaching a specified destination for a specified period of time. 6. Withdraws on order. 7. Sustains no casualties. 8. Reports actions to superiors.

**TASK:** Disrupt a Net Control Station (NCS) (5-OPFOR-0019)

**CONDITION:** The enemy has established a NCS. The opposing forces (OPFOR) element has radio and jamming equipment.

**STANDARD:** The OPFOR element attempts to disrupt an NCS. 1. Attempts to locate the radio frequency that the unit is operating on. 2. Attempts to enter the radio net. 3. Attempts to issue "bogus" orders to a unit on the net. 4. Jams the radio frequency and forces the unit to go to an alternate frequency.

**TASK:** Disrupt Defensive Preparations (5-OPFOR-0018)

**CONDITION:** The opposing forces (OPFOR) element has located the enemy. Priority intelligence requirements (PIR) and other intelligence requirements obtained by OPFOR patrols indicate that the enemy elements are establishing defensive positions. The OPFOR element has automatic and antiarmor weapons and light mortars.

**STANDARD:** The OPFOR element disrupts and delays the enemy's defensive preparations. 1. Locates and penetrates the enemy's security system. 2. Forces the enemy to delay defensive preparations. 3. Disrupts the enemy's obstacle preparations.

**TASK:** Disrupt Enemy Movement and Operations Using Tactical Nuclear Weapons (5-OPFOR-0016)

**CONDITION:** The opposing forces (OPFOR) element has located the enemy. Priority intelligence requirements (PIR) and other intelligence requirements have been obtained by OPFOR patrols. Tactical nuclear weapons are employed against key locations in the rear area.

**STANDARD:** The OPFOR element disrupts enemy movement and operations. 1. Disrupts or delays the movement of the enemy's equipment and supplies to the forward areas. 2. Destroys enemy equipment and supplies. 3. Inflicts a high rate of nuclear casualties among the enemy forces. 4. Denies the enemy the use of specified areas. 5. Contaminates the enemy's equipment and supplies.

**TASK:** Disrupt Quartering Party Operations (5-OPFOR-0017)

**CONDITION:** The enemy is conducting quartering party operations. It has established an assembly area (AA) but has not moved in the main body.

**STANDARD:** The opposing forces (OPFOR) element attempts to disrupt quartering party operations and infiltrate the enemy's AA. 1. Locates the quartering party and the AA. 2. Surprises the main body. 3. Penetrates the AA with squad-size probes. 4. Inflicts personnel casualties and vehicle damage. 5. Disrupts the unit's preparations (prevents or delays beyond the unit's allotted time).

**TASK:** Disrupt Enemy Movement and Operations Using Persistent and Nonpersistent Chemical Weapons (5-OPFOR-0015)

**CONDITION:** The opposing forces (OPFOR) element has located the enemy. Priority intelligence requirements (PIR) and other intelligence requirements have been obtained by OPFOR patrols. The OPFOR units deliver chemical agents, by means of conventional artillery weapons or aircraft, along selected supply routes and key bases in the rear area.

**STANDARD:** The OPFOR element disrupts enemy movement and operations using persistent and nonpersistent chemical weapons. 1. Delivers chemical agents in low and densely wooded areas. 2. Delays the movement of enemy supplies and equipment to the forward areas. 3. Restricts the movement of the enemy units in the rear area. 4. Channels the movement of enemy units into predesignated ambush areas. 5. Contaminates enemy supplies and equipment. 6. Inflicts a high rate of casualties on enemy forces.

**TASK:** Disrupt Movement (5-OPFOR-0014)

**CONDITION:** The enemy is expected to move through the opposing forces (OPFOR) element's area of operations. The OPFOR element has received an operation order (OPORD) or fragmentary order (FRAGO) to disrupt enemy movement. The enemy has the capability to defend with direct fire and antiarmor weapons.

**STANDARD:** The OPFOR element delays enemy movement. 1. Delays the element. 2. Forces the element to deviate from its route. 3. Prevents the element from reaching its destination. 4. Surprises the element's main body.

**TASK:** Counter Passage of Lines (5-OPFOR-0012)

**CONDITION:** Enemy forces are in defensive positions, but they are expected to attempt passage-of-lines operations. The opposing forces (OPFOR) received orders to disrupt enemy passage-of-lines operations.

**STANDARD:** The OPFOR element delays or prevents enemy passage of lines. 1. Delays the passage. 2. Prevents the company from moving all personnel through the stationary unit. 3. Engages the main body of either the moving or the stationary unit.

**TASK:** Disrupt Assembly Area (AA) Activities (5-OPFOR-0013)

**CONDITION:** Intelligence reports indicate that platoon- and company-size enemy units are operating in the opposing forces (OPFOR) area of operations. Enemy units can defend from AAs with direct fire, antiarmor weapons, and indirect fire. The enemy has close air support (CAS) and nuclear, biological, and chemical (NBC) capabilities.

**STANDARD:** The OPFOR element locates and disrupts the enemy's AA activities. 1. Locates the element's AA. 2. Probes the AA with squad- or team-size elements. 3. Inflicts more than 5 percent casualties on the element. 4. Disrupts the element's preparations (prevents or delays beyond the element's allotted time).

**TASK:** Attack (5-OPFOR-0001)

**CONDITION:** The opposing forces (OPFOR) element has located the enemy. The priority intelligence requirements (PIR) and the other intelligence requirements have been obtained by OPFOR patrols. The OPFOR element has automatic and antiarmor weapons and light mortars.

**STANDARD:** The OPFOR element attempts to seize the terrain, the vehicles, or the equipment. 1. Develops an attack plan. 2. Surprises the enemy unit's main body. 3. Initiates the attack using a scheme of maneuver that exploits the enemy's flanks, gaps, and weaknesses. 4. Uses covered and concealed routes to approach the enemy forces' flanks, gaps, or weakly held areas. 5. Employs indirect fire to support the attack. 6. Penetrates enemy defenses. 7. Destroys the equipment and the supplies. 8. Inflicts heavy casualties. 9. Isolates the combat service support (CSS) base by blocking the reinforcements. 10. Forces the enemy units to displace. 11. Avoids being fixed in one position. 12. Withdraws before the CSS base is reinforced with tactical combat forces.

**TASK:** Conduct Air Attacks (5-OPFOR-0002)

**CONDITION:** The opposing forces (OPFOR) element in the rear area has forwarded the positions of the enemy support sites or the locations of moving elements. The OPFOR aircraft have been dispatched to attack enemy installations or convoys.

**STANDARD:** The OPFOR element attempts to delay, disrupt, or damage the enemy targets by air. 1. Locates the target (support sites or convoys). 2. Makes attack runs on the designated targets. 3. Inflicts heavy damage to the selected target. 4. Sustains no loss of aircraft. 5. Delays moving the force for more than one hour.

**ELEMENTS:** Company Headquarters  
Company

**TASK:** Maintain Troop Morale and Combat Capability (12-2-0338.05-T01A)  
(FM 22-51) (AR 27-1) (AR 600-15)  
(AR 608-99) (FM 21-20) (FM 6-22.5)

**ITERATION:** 1 2 3 4 5 M (Circle)

**COMMANDER/LEADER ASSESSMENT:** T P U (Circle)

**CONDITIONS:** The company is preparing to resume combat operations. During preparations, the unit may encounter separate or multiple air; Level 1 threat; nuclear, biological, and chemical (NBC); and terrorist attacks. Preparations occur during lulls in combat operations. Digital units have performed functionality checks, and systems are operational. The task may occur in a field environment or during military operations on urbanized terrain (MOUT). The tactical standing operating procedure (TACSOP) is available. Some iterations of this task should be performed in MOPP4.

**TASK STANDARDS:** The company follows and applies techniques to counter performance degradation and to enhance combat effectiveness. Digital units send and receive reports using frequency-modulated (FM) or digital means to maintain and inform subordinate units of the common operational picture (COP) and maintain situational awareness (SA). The time required to perform this task is increased when conducting it in mission-oriented protection posture (MOPP) 4.

TASK STEPS AND PERFORMANCE MEASURES	GO	NO-GO
<ul style="list-style-type: none"> <li>* 1. The company commander executes actions to keep soldiers informed.                             <ul style="list-style-type: none"> <li>a. Issued warning orders, operation orders (OPORDs), and fragmentary orders (FRAGOs) to the lowest possible level.</li> <li>b. Provided soldiers with an accurate assessment of the friendly and enemy situations.</li> <li>c. Told the soldiers of the leaders' intentions.</li> <li>d. Spoke positively concerning the unit's mission, purpose, and abilities.</li> <li>e. Encouraged a positive attitude throughout the unit.</li> <li>f. Quelled and prevented rumors.</li> <li>g. Disseminated command information to include the availability of religious support.</li> </ul> </li> <li>* 2. The company commander or first sergeant (1SG) implements the unit's sleep plan.                             <ul style="list-style-type: none"> <li>a. Developed the unit's sleep plan.</li> <li>b. Provided safe, secure areas away from vehicles and other activities for sleep.</li> <li>c. Provided an opportunity for the maximum number of soldiers to sleep or rest where possible.</li> <li>d. Specified and provided time for leaders to sleep or rest.</li> <li>e. Adjusted the plan to the tactical situation.</li> </ul> </li> <li>* 3. All leaders implement task rotation restructuring procedures.                             <ul style="list-style-type: none"> <li>a. Cross trained soldiers on critical tasks.</li> <li>b. Developed plans for the rotation of soldiers between demanding and nondemanding tasks.</li> <li>c. Assigned two soldiers to function independently on tasks requiring a high degree of accuracy, such as mathematical computations (duplicate efforts).</li> </ul> </li> <li>* 4. All leaders implement stress-coping and stress management techniques.</li> </ul>		

TASK STEPS AND PERFORMANCE MEASURES	GO	NO-GO
<ul style="list-style-type: none"> <li>a. Taught soldiers relaxation techniques before deployment.</li> <li>b. Ensured that the unit implemented a buddy system to observe signs of stress or battle fatigue among soldiers and leaders.</li> <li>c. Ensured that soldiers used relaxation techniques when needed.</li> <li>d. Facilitated the acceptance of newly arrived soldiers into the unit.</li> <li>e. Reintegrated returned-to-duty, stressed, or battle-fatigued soldiers into the unit.</li> </ul> <p>* 5. The company commander or 1SG implements stress treatment techniques.</p> <ul style="list-style-type: none"> <li>a. Developed a plan to deal with mild and more serious stress or battle-fatigue cases.</li> <li>b. Assigned soldiers who showed signs of stress or battle fatigue to the performance of simpler tasks.</li> <li>c. Ensured that soldiers were supportive in speech and behavior toward soldiers suffering from stress or battle fatigue.</li> <li>d. Moved stressed or battle-fatigued soldiers (who did not show improvement after resting) to unit trains, supporting units, or medical facilities.</li> <li>e. Referred for medical evaluation or care, those soldiers who had serious signs of stress or battle fatigue or were not recuperating.</li> </ul> <p>* 6. The company command group provides morale, welfare, and recreation (MWR) support.</p> <ul style="list-style-type: none"> <li>a. Implemented sports programs as the situation allowed.</li> <li>b. Provided hot rations.</li> <li>c. Coordinated postal support.</li> <li>d. Coordinated combat payments.</li> <li>e. Coordinated clothing exchange and bath support.</li> <li>f. Coordinated the issue and sale of soldier comfort, morale, and welfare items.</li> <li>g. Coordinated legal support.</li> <li>h. Advised higher headquarters on the unit's MWR status.</li> </ul> <p>* 7. All leaders maintain soldiers' fitness.</p> <ul style="list-style-type: none"> <li>a. Monitored soldiers' fitness.</li> <li>b. Conducted physical training (as the time and combat situation allowed).</li> <li>c. Implemented personal hygiene and field sanitation procedures.</li> <li>d. Corrected problem areas.</li> <li>e. Briefed the commander on the soldiers' fitness status.</li> </ul> <p>* 8. The company commander administers the Uniform Code of Military Justice (UCMJ).</p> <ul style="list-style-type: none"> <li>a. Evaluated evidence and determined the appropriate disposition of reported violations of the UCMJ.</li> <li>b. Administered nonjudicial punishment.</li> <li>c. Forwarded charges for trial by court-martial.</li> </ul> <p>* 9. The company commander disposes of disciplinary infractions and misconduct by other-than-judicial or nonjudicial proceedings.</p> <ul style="list-style-type: none"> <li>a. Counseled soldiers for indebtedness.</li> <li>b. Counseled soldiers for nonsupport of dependents.</li> <li>c. Initiated letters of reprimand or admonition.</li> <li>d. Initiated administrative separations.</li> </ul>		

TASK PERFORMANCE / EVALUATION SUMMARY BLOCK							
ITERATION	1	2	3	4	5	M	TOTAL
TOTAL TASK STEPS EVALUATED							
TOTAL TASK STEPS "GO"							
TRAINING STATUS "GO"/"NO-GO"							

"\*\*" indicates a leader task step.

**SUPPORTING INDIVIDUAL TASKS: NONE**

**SUPPORTING COLLECTIVE TASKS: NONE**

#### **OPFOR TASKS AND STANDARDS**

**TASK:** Surrender to the Capturing Unit on the Battlefield (5-OPFOR-0024)

**CONDITION:** The enemy has captured opposing forces (OPFOR) element's soldiers, documents, and equipment sensitive to the OPFOR tactical operations.

**STANDARD:** The OPFOR soldiers retain or destroy documents and equipment. The OPFOR element surrenders the documents and the equipment of no tactical use to the enemy and attempts to conceal or destroy items of tactical value. The OPFOR element attempts escape and evasion. 1. Prevents the successful capture of the documents and the equipment. 2. Destroys the documents and the equipment. 3. Removes identifying markings from the equipment. 4. Removes unit-identifying insignia. 5. Provides misleading information. 6. Plans an escape. 7. Delays movement to the nearest collection point. 8. Prevents safeguarding of the enemy prisoners of war (EPWs) in order to cause embarrassment to the United States (US).

**TASK:** Disrupt a Route Reconnaissance (5-OPFOR-0021)

**CONDITION:** The enemy is conducting a route reconnaissance. The opposing forces (OPFOR) element is positioned along the enemy's route.

**STANDARD:** The OPFOR element attempts to disrupt a squad/section conducting a route reconnaissance. 1. Prevents the unit from meeting its specified time schedule. 2. Forces the unit to deviate from its specified route. 3. Prevents the unit from reaching its assigned destination. 4. Surprises the squad/section. 5. Inflicts casualties on the unit.

**TASK:** Conduct a Raid (5-OPFOR-0004)

**CONDITION:** The opposing forces (OPFOR) element has occupied an objective rally point and has orders to conduct a raid on a combat service support (CSS) base.

**STANDARD:** The OPFOR element infiltrates the enemy's base and destroys all of the targets. 1. Surprises the enemy forces. 2. Assaults the support base and accomplishes the assigned tasks. 3. Destroys the specified equipment and supplies. 4. Avoids being decisively engaged. 5. Withdraws all personnel from the objective areas within the time prescribed. 6. Obtains all priority intelligence requirements (PIR) from the raid site. 7. Sustains only light casualties from enemy fire.

**TASK:** Conduct an Aerial Reconnaissance (5-OPFOR-0010)

**CONDITION:** The opposing forces (OPFOR) headquarters (HQ) element requires intelligence on the locations and identification of the enemy elements. Aircraft is dispatched to take photographs and make a visual inspection of the enemy rear area.

**STANDARD:** The OPFOR element gathers photograph intelligence of the enemy. 1. Photographs the assigned sectors. 2. Makes quick visual checks where the ceiling is low. 3. Locates enemy positions in the area, particularly support and storage bases, and command and control (C2) facilities. 4. Sustains no loss of aircraft. 5. Reports priority intelligence requirements (PIR) and other information requirements to the OPFOR HQ.

**TASK:** Defeat Obstacles (5-OPFOR-0009)

**CONDITION:** The opposing forces (OPFOR) element encounters an obstacle that blocks the avenue of approach as it advances upon the enemy forces.

**STANDARD:** The OPFOR element bypasses or breaches the enemy obstacle. 1. Detects the obstacle before halting its main body. 2. Defeats the obstacle. a. Bypasses the obstacle without entering the engagement areas. b. Breaches the obstacle within 45 minutes and passes its entire force through the obstacle. 3. Does not incur degradation to the point that the mission must be discontinued.

**TASK:** Conduct an Attack (5-OPFOR-0008)

**CONDITION:** The enemy is conducting tactical operations. The opposing forces (OPFOR) element receives orders to attack the enemy, the area of occupation, or the main supply route (MSR) with smoke.

**STANDARD:** The OPFOR element disrupts the enemy's movement and smoke operations. 1. Determines the delivery method of the smoke attack. 2. Locates the target. 3. Delivers the smoke attack downwind. 4. Attacks the enemy with smoke, and surge attacks when the enemy responds to the smoke.

**TASK:** Disrupt Construction of Vehicle Fighting Positions (5-OPFOR-0020)

**CONDITION:** The opposing forces (OPFOR) element has located the enemy. The priority intelligence requirements (PIR) and other intelligence obtained by OPFOR patrols indicate the enemy is constructing vehicle fighting positions within its defensive area. The OPFOR element has automatic and antiarmor weapons and light mortars.

**STANDARD:** The OPFOR element attempts to disrupt the enemy's efforts to establish vehicle fighting positions. 1. Locates the defensive area. 2. Surprises the main body. 3. Penetrates the defensive area with squad-size probes. 4. Inflicts casualties on the unit. 5. Destroys vehicles. 6. Disrupts the unit's preparations (prevents or delays beyond the unit's allotted time).

**TASK:** Disrupt an Engineer Reconnaissance (5-OPFOR-0022)

**CONDITION:** The enemy is conducting an engineer reconnaissance. The opposing forces (OPFOR) element is positioned along the enemy's route.

**STANDARD:** The OPFOR element disrupts an engineer reconnaissance. 1. Prevents the unit from meeting its specified time schedule. 2. Forces the unit to deviate from its specified route. 3. Prevents the unit from accomplishing its assigned engineer reconnaissance. 4. Surprises the unit conducting the reconnaissance.

**TASK:** Defend a Minefield (5-OPFOR-0023)



**CONDITION:** The enemy is conducting a minefield sweeping operation. The opposing forces (OPFOR) element has a minefield placed in the enemy's path. The minefield is under constant observation and fire.

**STANDARD:** The OPFOR element defends a minefield against an enemy element conducting a minefield sweeping operation. 1. Prevents the unit from detecting the obstacle. 2. Disrupts the minefield sweeping operation. 3. Prevents the unit from conducting the minefield sweeping operation, prevents the unit from moving all personnel through the breach, or delays the completion of the minefield sweeping operation for more than 45 minutes.

**TASK:** Conduct Terrorist and Saboteur Attacks (5-OPFOR-0005)

**CONDITION:** The opposing forces (OPFOR) element dispatches small teams into the enemy's rear area to disrupt combat service support (CSS) operations.

**STANDARD:** The enemy sustains disrupted command and control (C2), destroyed equipment and supplies, and light casualties. 1. Locates rear support bases and C2 facilities. 2. Delays and disrupts CSS operations through probes. 3. Infiltrates CSS bases to conduct sabotage and terrorist activities. 4. Inflicts light casualties. 5. Destroys supplies and equipment.

**TASK:** Conduct Sniper Operations (5-OPFOR-0006)

**CONDITION:** The opposing forces (OPFOR) element has assigned snipers (regular or irregular elements) in the enemy's rear area along the main supply route (MSR) and near support sites.

**STANDARD:** The OPFOR element kills or wounds targets. 1. Sets up a well-concealed location. 2. Engages vehicle drivers or personnel on foot with short bursts of semiautomatic fire. 3. Kills or wounds selected targets. 4. Prevents the position from being discovered by enemy forces. 5. Evacuates the area without being spotted. 6. Reports all specified priority intelligence requirements (PIR) and other intelligence requirements to the OPFOR headquarters (HQ).

**TASK:** Maintain Contact (5-OPFOR-0003)

**CONDITION:** The opposing forces (OPFOR) element is engaged with enemy base-defense forces. The enemy forces are withdrawing under pressure.

**STANDARD:** The OPFOR element maintains enemy contact while the enemy withdraws. 1. Engages the enemy forces decisively. 2. Advances the OPFOR as the enemy forces withdraw. 3. Inflicts heavy casualties. 4. Captures the members of the enemy force. 5. Captures documents and equipment. 6. Safeguards the captured documents, the equipment, and the personnel.

**TASK:** Conduct an Ambush (5-OPFOR-0007)

**CONDITION:** The enemy is moving in a convoy. The opposing forces (OPFOR) element is positioned along the enemy's route.

**STANDARD:** The OPFOR element inflicts casualties on the enemy and causes vehicle and equipment damage. 1. Prepares an ambush site before the element arrives. 2. Surprises march element forces. 3. Inflicts heavy casualties within the designated kill zone. 4. Inflicts heavy damage to the vehicles and the equipment within the designated kill zone. 5. Delays the march element from reaching a specified destination for a specified period of time. 6. Withdraws on order. 7. Sustains no casualties. 8. Reports actions to superiors.

**TASK:** Disrupt a Net Control Station (NCS) (5-OPFOR-0019)

**CONDITION:** The enemy has established a NCS. The opposing forces (OPFOR) element has radio and jamming equipment.

**STANDARD:** The OPFOR element attempts to disrupt an NCS. 1. Attempts to locate the radio frequency that the unit is operating on. 2. Attempts to enter the radio net. 3. Attempts to issue "bogus" orders to a unit on the net. 4. Jams the radio frequency and forces the unit to go to an alternate frequency.

**TASK:** Disrupt Defensive Preparations (5-OPFOR-0018)

**CONDITION:** The opposing forces (OPFOR) element has located the enemy. Priority intelligence requirements (PIR) and other intelligence requirements obtained by OPFOR patrols indicate that the enemy elements are establishing defensive positions. The OPFOR element has automatic and antiarmor weapons and light mortars.

**STANDARD:** The OPFOR element disrupts and delays the enemy's defensive preparations. 1. Locates and penetrates the enemy's security system. 2. Forces the enemy to delay defensive preparations. 3. Disrupts the enemy's obstacle preparations.

**TASK:** Disrupt Enemy Movement and Operations Using Tactical Nuclear Weapons (5-OPFOR-0016)

**CONDITION:** The opposing forces (OPFOR) element has located the enemy. Priority intelligence requirements (PIR) and other intelligence requirements have been obtained by OPFOR patrols. Tactical nuclear weapons are employed against key locations in the rear area.

**STANDARD:** The OPFOR element disrupts enemy movement and operations. 1. Disrupts or delays the movement of the enemy's equipment and supplies to the forward areas. 2. Destroys enemy equipment and supplies. 3. Inflicts a high rate of nuclear casualties among the enemy forces. 4. Denies the enemy the use of specified areas. 5. Contaminates the enemy's equipment and supplies.

**TASK:** Disrupt Quartering Party Operations (5-OPFOR-0017)

**CONDITION:** The enemy is conducting quartering party operations. It has established an assembly area (AA) but has not moved in the main body.

**STANDARD:** The opposing forces (OPFOR) element attempts to disrupt quartering party operations and infiltrate the enemy's AA. 1. Locates the quartering party and the AA. 2. Surprises the main body. 3. Penetrates the AA with squad-size probes. 4. Inflicts personnel casualties and vehicle damage. 5. Disrupts the unit's preparations (prevents or delays beyond the unit's allotted time).

**TASK:** Disrupt Enemy Movement and Operations Using Persistent and Nonpersistent Chemical Weapons (5-OPFOR-0015)

**CONDITION:** The opposing forces (OPFOR) element has located the enemy. Priority intelligence requirements (PIR) and other intelligence requirements have been obtained by OPFOR patrols. The OPFOR units deliver chemical agents, by means of conventional artillery weapons or aircraft, along selected supply routes and key bases in the rear area.

**STANDARD:** The OPFOR element disrupts enemy movement and operations using persistent and nonpersistent chemical weapons. 1. Delivers chemical agents in low and densely wooded areas. 2. Delays the movement of enemy supplies and equipment to the forward areas. 3. Restricts the movement of the enemy units in the rear area. 4. Channels the movement of enemy units into predesignated ambush areas. 5. Contaminates enemy supplies and equipment. 6. Inflicts a high rate of casualties on enemy forces.

**TASK:** Disrupt Movement (5-OPFOR-0014)

**CONDITION:** The enemy is expected to move through the opposing forces (OPFOR) element's area of operations. The OPFOR element has received an operation order (OPORD) or fragmentary order (FRAGO) to disrupt enemy movement. The enemy has the capability to defend with direct fire and antiarmor weapons.

**STANDARD:** The OPFOR element delays enemy movement. 1. Delays the element. 2. Forces the element to deviate from its route. 3. Prevents the element from reaching its destination. 4. Surprises the element's main body.

**TASK:** Counter Passage of Lines (5-OPFOR-0012)

**CONDITION:** Enemy forces are in defensive positions, but they are expected to attempt passage-of-lines operations. The opposing forces (OPFOR) received orders to disrupt enemy passage-of-lines operations.

**STANDARD:** The OPFOR element delays or prevents enemy passage of lines. 1. Delays the passage. 2. Prevents the company from moving all personnel through the stationary unit. 3. Engages the main body of either the moving or the stationary unit.

**TASK:** Disrupt Assembly Area (AA) Activities (5-OPFOR-0013)

**CONDITION:** Intelligence reports indicate that platoon- and company-size enemy units are operating in the opposing forces (OPFOR) area of operations. Enemy units can defend from AAs with direct fire, antiarmor weapons, and indirect fire. The enemy has close air support (CAS) and nuclear, biological, and chemical (NBC) capabilities.

**STANDARD:** The OPFOR element locates and disrupts the enemy's AA activities. 1. Locates the element's AA. 2. Probes the AA with squad- or team-size elements. 3. Inflicts more than 5 percent casualties on the element. 4. Disrupts the element's preparations (prevents or delays beyond the element's allotted time).

**TASK:** Attack (5-OPFOR-0001)

**CONDITION:** The opposing forces (OPFOR) element has located the enemy. The priority intelligence requirements (PIR) and the other intelligence requirements have been obtained by OPFOR patrols. The OPFOR element has automatic and antiarmor weapons and light mortars.

**STANDARD:** The OPFOR element attempts to seize the terrain, the vehicles, or the equipment. 1. Develops an attack plan. 2. Surprises the enemy unit's main body. 3. Initiates the attack using a scheme of maneuver that exploits the enemy's flanks, gaps, and weaknesses. 4. Uses covered and concealed routes to approach the enemy forces' flanks, gaps, or weakly held areas. 5. Employs indirect fire to support the attack. 6. Penetrates enemy defenses. 7. Destroys the equipment and the supplies. 8. Inflicts heavy casualties. 9. Isolates the combat service support (CSS) base by blocking the reinforcements. 10. Forces the enemy units to displace. 11. Avoids being fixed in one position. 12. Withdraws before the CSS base is reinforced with tactical combat forces.

**TASK:** Conduct Air Attacks (5-OPFOR-0002)

**CONDITION:** The opposing forces (OPFOR) element in the rear area has forwarded the positions of the enemy support sites or the locations of moving elements. The OPFOR aircraft have been dispatched to attack enemy installations or convoys.

**STANDARD:** The OPFOR element attempts to delay, disrupt, or damage the enemy targets by air. 1. Locates the target (support sites or convoys). 2. Makes attack runs on the designated targets. 3. Inflicts heavy damage to the selected target. 4. Sustains no loss of aircraft. 5. Delays moving the force for more than one hour.



## CHAPTER 6

### External Evaluation

6-1. General. An external evaluation assesses the unit's ability to perform its mission. Using units may modify this evaluation based on the METT-TC and other considerations as deemed appropriate by the commander. Selected T&EOs from Chapter 5 that involve the total unit and employ a realistic OPFOR and the use of the MILES are used for the evaluation. At the completion of the evaluation, the commander can identify the strengths and weaknesses of his unit. These strengths and weakness are the basis for future training and resource allocations.

6-2. Preparing the Evaluation. The commander must standardize evaluation procedures to accurately measure the unit's capabilities. Table 6-1 is a sample evaluation scenario that contains the mission as well as the appropriate tasks necessary to develop the scenario and execute the evaluation. Figure 6-1 is a graphic representation of the scenario. Selective tailoring is required because it is not possible to evaluate every task. The following procedures are suggested for developing the evaluation:

**Table 6-1. Sample Evaluation Scenario**

Event	Action	Estimated Time Allotted	Proposed Time Frame
1	Conduct Preevaluation Operations	Before start time	
2	Conduct Troop-Leading Procedures		
3	Issue a Road March Order	Day 1 - 0200 hours	2 hours
4	Conduct a Tactical Road March	0400 hours	5 hours
5	Occupy an Assembly Area	0900 hours	3 hours
<b>Module 1</b>			
6	Receive a warning order (WO)	1200 hours	2 hours
7	Support Combat Operations (Mobility)		
8	Conduct Unit Support Operations		
9	Perform Unit Maintenance Operations		
10	Conduct Administrative Operations		
11	Conduct Intelligence Operations		
<b>Module 2</b>			
12	Conduct Unit Support Operations	Day 2 - 1400 hours	
13	Receive a Warning Order		
14	Support Combat Operations (Counter mobility)		
15	Perform Unit Maintenance Operations		
16	Move to an AAR Site and Conduct an AAR		
17	End Exercise (ENDEX)		

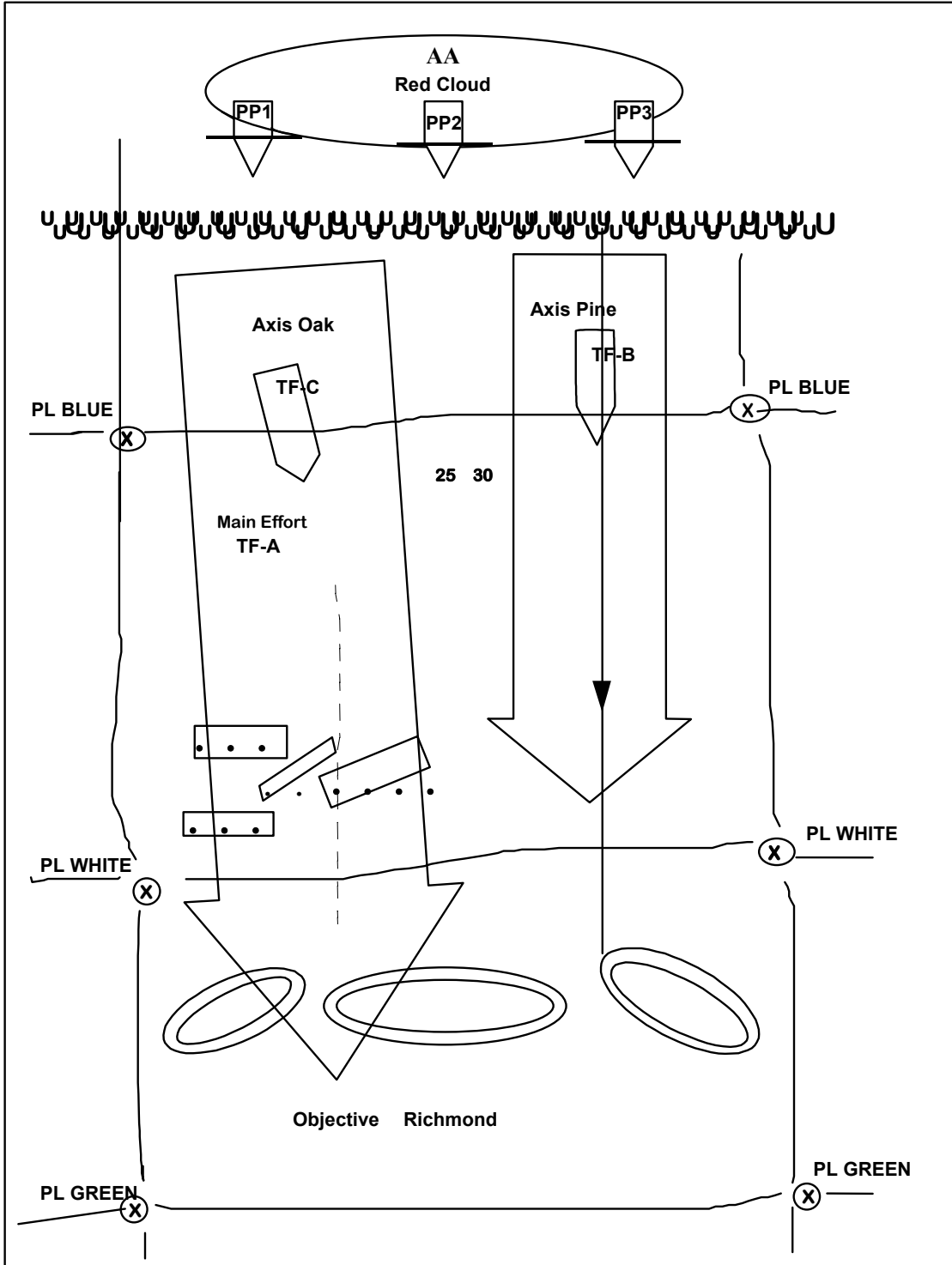


Figure 6-1. Sample Graphic Illustration Scenario

a. Identify the missions for evaluating each element, using Figure 2-2 in Chapter 2. Record the selected missions on the unit proficiency work sheet (UPW) (Figure 6-2).

Unit: _____		Date: _____				Unit Overall Rating and Remarks
Number	Unit Mission/Task	Section/Squad	Section/Squad	Section/Squad	Section/Squad	
		GO	GO	GO	GO	
		NO-GO	NO-GO	NO-GO	NO-GO	
		GO	GO	GO	GO	
		NO-GO	NO-GO	NO-GO	NO-GO	
		GO	GO	GO	GO	
		NO-GO	NO-GO	NO-GO	NO-GO	
		GO	GO	GO	GO	
		NO-GO	NO-GO	NO-GO	NO-GO	
		GO	GO	GO	GO	
		NO-GO	NO-GO	NO-GO	NO-GO	
		GO	GO	GO	GO	
		NO-GO	NO-GO	NO-GO	NO-GO	
		GO	GO	GO	GO	
		NO-GO	NO-GO	NO-GO	NO-GO	
		GO	GO	GO	GO	
		NO-GO	NO-GO	NO-GO	NO-GO	
		GO	GO	GO	GO	
		NO-GO	NO-GO	NO-GO	NO-GO	
		GO	GO	GO	GO	
		NO-GO	NO-GO	NO-GO	NO-GO	
		GO	GO	GO	GO	
		NO-GO	NO-GO	NO-GO	NO-GO	
		GO	GO	GO	GO	
		NO-GO	NO-GO	NO-GO	NO-GO	

**NOTE: If more space is required for remarks, use the back side of this form.**

Figure 6-2. Sample Unit Proficiency Work Sheet





c. Select the tasks for the evaluation of every mission. List the selected tasks on the task summary sheet, which is used for recording the results of the evaluation.

d. Compile the selected missions and tasks in the order that they logically occur in the detailed scenario (Table 6-1). Group the selected missions and tasks into parts for continuous operations. The parts can be interrupted at logical points to assess the MILES casualties and to conduct in-process AARs.

6-3. Resource Requirements and Planning Considerations. Adequate training ammunition, equipment, and supplies must be forecasted and requisitioned. Table 6-2 is a consolidated list of the support requirements for this evaluation. It is based on experience with the scenario in Table 6-1. The evaluating HQ must prepare its own consolidated support requirements.

**Table 6-2. Sample Consolidated Support Requirements**

<b>CONSOLIDATED SUPPORT REQUIREMENTS FOR FTX 5-1-E0001</b>			
<b>Ammunition</b>	<b>DODIC</b>	<b>Estimated Basic Load</b>	
5.56 mm	A080	150 rounds per rifle	
7.62 mm	A111	400 rounds per M60	
5.56 mm	A075	250 rounds per SAW	
Caliber .50	A598	250 rounds per M2	
ATWESS (AT-4)	L367	15 each per company (inert)	
Hand grenade, body, M69	G811	2 per man	
Hand grenade, fuse (practice)	G878	2 per man	
Simulators, projectile, ground burst	L598	50 per exercise	
Simulator, hand grenade, M116 series	L601	20 per squad (without live demolitions to simulate demolition) or 6 per squad	
<b>Demolitions (See note below.)</b>			
MICLIC		4 per company with 2 reloads	
Bangalore torpedo kit		1 per squad	
Charge, block TNT		50 per squad	
MDI M11, 12, 13, 14		15 each (total 60) per platoon	
MDI igniters		60 each platoon	
Time fuse		500 feet per platoon	
Satchel charge, M183		30 per platoon	
40-pound shape charge		12 per platoon	
Smoke grenades, white		60 per platoon	
Smoke pot, ground		10 per platoon	
<b>Other Items</b>			
Batteries, BA 200 (6-volt)		50 each	
Batteries, BA 3090 (9-volt)		400 each	
<b>Class IV</b>			
Concertina wire			
Mines			
<b>MILES Equipment</b>	<b>Company</b>	<b>Evaluators</b>	<b>OPFOR</b>
APC	13		13/4
Caliber .50 system	15		13/4
M240 system	2		
M19 blank firing adapter	15		13/4
M16 system	120		120/28
M60 machine-gun system	13		13/2
Controller guns		8	
Small-arms alignment fixture		2	
<b>NOTE: Ammunition and demolitions are basic loads and should be restocked (according to their use) during the exercise.</b>			

6-4. Selecting and Training Observers/Controllers. A successful evaluation depends heavily on selecting Os/Cs with the proper experience, training them to fulfill their responsibilities, and supervising them throughout the conduct of the evaluation.

a. A six-person O/C team comprised of the following personnel is suggested for performing an external evaluation:

- (1) Senior O/C.
- (2) Staff O/C.
- (3) Operations O/C.
- (4) Administration O/C.
- (5) Logistics O/C.
- (6) NBC O/C.

b. A thorough knowledge of the unit's mission, organization, equipment, and doctrine is required by the Os/Cs. They must understand the overall operation of the unit and how it is integrated into and supports force-projection operations. Team members must have a working knowledge of the common individual and collective tasks in areas such as local-defense convoy procedures, communications, and NBC. One member of the team must have detailed expertise in the NBC and local-defense, common-task areas. The Os/Cs should be equal in grade to the person in charge of the element they are evaluating, and they should have previous experience in the position being evaluated. All team members must be able to make objective evaluations, function effectively as a team member, and state their findings in writing and briefings.

c. O/C training focuses on providing Os/Cs with a general understanding of the overall evaluation, providing each O/C with a detailed understanding of the specific duties and responsibilities, and building a spirit of teamwork. O/C training includes--

- (1) The overall evaluation design, general scenario, master-events list, and the specific evaluation purposes and objectives.
- (2) The unit's METL and its linkage to the T&EOs and other materials contained in this ARTEP MTP.
- (3) The O/C team composition and general duties and responsibilities of each team member.
- (4) The detailed responsibilities of individual team members, with special emphasis on the master-events list items that are their responsibility. This includes--
  - (a) A review of written instructions and materials contained in the Os/Cs folders.
  - (b) A detailed reconnaissance of the area used for the evaluation.
  - (c) The O/C communications, and command and control (C<sup>2</sup>) systems.
  - (d) Safety procedures.
  - (e) Evaluation data-collection OPLAN and procedures.
  - (f) AAR procedures and techniques.

(5) A talk-through of the entire evaluation, which includes war-gaming all items on the master-events list in order of their occurrence, and a review of each team member's responsibilities and anticipated problems.

d. The senior O/C supervises the operation of the team. He provides the team leadership, focuses his efforts on ensuring that the Os/Cs fulfill their responsibilities and adhere to the evaluation plan, resolves problems, synchronizes the efforts of the team members, ensures close coordination among team members, holds periodic team-coordination meetings, plans and orchestrates the unit's AAR, and conducts specific evaluation-team AARs.

6-5. Selecting and Training Opposing Forces. The OPFOR support for an external evaluation of the unit is limited to two squads of dismounted infantry and two to five individuals who serve as enemy agents. Although OPFOR support is only used for some tasks, proper training and employment of this force is important to ensure a proper assessment of the unit's capabilities.

a. The OPFOR commander should be a company grade officer or a senior NCO who is well trained in OPFOR tactics and operations. In addition to the duties and responsibilities in leading various OPFOR elements, the OPFOR commander serves as a part-time member of the O/C team. In order to fulfill O/C responsibilities, the OPFOR commander must participate in O/C planning and training activities. He must be present during AARs.

b. OPFOR elements are trained, organized, and equipped to operate in a manner that depicts threat forces as realistically as possible. Their training includes--

- (1) Threat tactics and rules for engagement.
- (2) OPFOR missions and responsibilities.
- (3) OPFOR tasks and standards.
- (4) Threat weapons and equipment, if available.
- (5) C<sup>2</sup>.
- (6) Safety.

6-5. Conducting the Evaluation. The senior O/C has overall responsibility for conducting the evaluation. He orchestrates the overall evaluation and the support provided by various individuals and elements that are specially selected and trained to fulfill designated functions and responsibilities.

a. Os/Cs must be free to observe, report, and record the actions of the unit.

b. The HQ two echelons above the unit being evaluated should select and train the control element for the evaluation. It issues orders, receives reports, provides feeder information, and controls the OPFOR.

c. All exercise participants and supporting personnel must ensure that every facet of the evaluation is conducted in a safe manner. Personnel observing unsafe conditions must take prompt action to halt them and must advise their superiors of the situation.

6-6. Recording External Evaluation Information.

a. The senior O/C is responsible for implementing the evaluation scoring system. Although the final evaluation is made up by the senior O/C, the full team participates in this process. Their reports reflect the overall ability of the combat engineer unit to accomplish its wartime missions.

b. The evaluation scoring system is based on an evaluation of the unit's performance of each mission-essential task and any other collective task contained in the overall evaluation plan. Use the following four steps for the evaluation:

(1) Identify the ARTEP MTP T&EOs that correspond to each of the evaluation plan tasks.

(2) Use T&EO standards to evaluate the unit's performances of the tasks. This is done for each evaluation plan task.

(3) Record on the T&EO a GO for each performance measure performed to standard and a NO-GO for each performance measure not performed to standard.

(4) Record the unit's overall capability to perform the task by using GO/NO-GO information recorded on each T&EO. Use the following definitions as guidance in making this determination:

(a) GO - The unit successfully accomplished the task or performance measure to standards.

(b) NO-GO - The unit did not accomplish the task or performance measure to standard.

c. Use other locally designed reports that are approved by the senior O/C and prescribed in the evaluation plan to collect the evaluation information. These reports assist the team in recording the information concerning the unit's capability to perform its wartime mission according to the established standards. This information will assist the senior O/C to determine the unit's overall final rating. The reports listed below can be used to collect the information.

(1) Unit data sheet (Figure 6-4). This report records personnel and equipment status.

(2) Environmental data sheet (Figure 6-5). This report records information concerning weather and terrain conditions present during the evaluation period.

(3) Personnel and equipment loss report (Figure 6-6). This report records information concerning the element's personnel and equipment losses during OPFOR engagements.

<b>UNIT DATA SHEET</b>						
1. Unit designation:				Date:		
2. Unit leaders: (Circle the most correct answer.)						
Position	Rank	Time in unit (months)				
Commander	LTC/MAJ	1-3	4-6	7-12	13-18	>19
Executive Officer	MAJ/CPT	1-3	4-6	7-12	13-18	>19
Battalion S3	CPT/1LT	1-3	4-6	7-12	13-18	>19
Battalion S2	CPT/1LT	1-3	4-6	7-12	13-18	>19
Battalion S1	CPT/1LT	1-3	4-6	7-12	13-18	>19
Battalion S4	CPT/1LT	1-3	4-6	7-12	13-18	>19
Battalion maintenance officer	CPT/1LT	1-3	4-6	7-12	13-18	>19
A Company commander	CPT/1LT	1-3	4-6	7-12	13-18	>19
B Company commander	CPT/1LT	1-3	4-6	7-12	13-18	>19
C Company commander	CPT/1LT	1-3	4-6	7-12	13-18	>19
3. Unit strength (excluding leaders):						
4. Equipment shortages (major items):						
5. Comments:						
Observer/controller's signature:						

**Figure 6-4. Sample Unit Data Sheet**

<b>ENVIRONMENTAL DATA SHEET</b>						
Exercise number and description:						
Date and time the exercise started:						
Date and time the exercise ended:						
1. Weather conditions: (Circle the appropriate description.)						
Clear	Partly Cloudy	Cloudy	Hazy	Rain	Snow	Fog
Other:						
Temperature:						
2. Ground conditions: (Circle the appropriate description.)						
Dry	Wet	Ice	Snow			
Other:						
3. Light conditions: (Circle the appropriate description.)						
Day	Night					
Moon phase	1/4	1/2	3/4	Full		
Average range of visibility due to terrain:						
4. Remarks:						

**Figure 6-5. Sample Environmental Data Sheet**



6-8. After-Action Reviews. AARs provide direct feedback to unit members by involving them in the diagnosis process and by enabling them to discover for themselves what happened during the evaluation. In this way, participants identify errors and seek solutions that increase the value of the training and reinforce learning.

a. The senior O/C is responsible for the AAR process. He coordinates the entire AAR program from the initial planning of the evaluation through the after-actions phases.

b. Key steps in the AAR process are--

(1) Planning. Planning for AARs is started in the exercise preparation activities long before the start of the action evaluation. AARs are integrated into the general scenario at logical breakpoints and into the detailed evaluation scenario that is developed subsequently. Qualified Os/Cs are selected and trained in the AAR process as part of O/C training. This phase also includes the identification of potential AAR sites and the requisition of equipment and supplies needed to conduct the AAR.

(2) Preparation. AAR preparation starts with the beginning of the actual evaluation. In addition to observing the unit performing its critical tasks, this phase includes the review of the training objectives, orders, and doctrine. Final AAR site selection is completed and times and attendance are established. AAR information is gathered from applicable Os/Cs and unit personnel. The AAR is organized and rehearsed.

(3) Conduct. AARs are conducted at logical breakpoints in the exercise and at the end of the evaluation. When AAR participants have assembled, the AAR begins with the senior O/C introducing the session with a statement of the AAR's purpose, the establishment of the AAR's ground rules and procedures, and a restatement of the training and evaluation objectives. A successful AAR include the following guidelines:

(a) AARs are not critiques, but are professional discussions of training events.

(b) The senior O/C guides the discussion in a manner that ensures that participants openly discuss the lessons.

(c) Dialogue is encouraged among Os/Cs and unit personnel.

(d) All individuals who participated in the evaluation are present for the AAR, if possible. As a minimum, every unit or element that participates in the exercise is represented.

(e) Participants discuss not only what happened, but also how it happened and how it could have been done better.

(f) Participants review the sequence of the events associated with the hazards and the risk assessment made before the exercise. As a minimum, the review should address hazards that presented themselves (but were not identified) and each incident of fratricide or near fratricide and how it could be avoided in the future.

(g) Events not directly related to major events are not examined.

(h) Participants do not offer self-serving excuses for inappropriate actions.

(i) The AAR's end result is that soldiers and leaders, through discovery learning, gain a better understanding of their individual and collective strengths and weaknesses and become more proficient in training for and performing their critical tasks.

**NOTE:** Reference materials for conducting an AAR are Training Circulars (TC) 25-6 and 25-20, and FM 25-101.



**APPENDIX A - SAMPLE OPERATION ORDER (OPORD)**

For use of the OPORD, refer to the exercise outlined in Chapter 4 and to Figure A-1.

<b>OPERATION ORDER</b>	
(classification) FOR TRAINING PURPOSES ONLY	
Operation Order _____ 20_____	Copy ___ of ___ copies 25th Engineer Battalion
Task Organization:	
1. SITUATION.	
<p>a. Enemy Forces. Contact with the enemy has been broken. The enemy has withdrawn deep to the rear. He being reinforced with motorized rifle forces and is preparing to counterattack within 24 hours. The enemy is expected to use nonpersistent nerve agents. Enemy air is expected to be active in the area. Latest INTSUMs indicate that the enemy may have a platoon-size combat outpost in the battalion sector. Enemy units occupying the combat outpost are half strength. Counterattacking forces are expected to be full strength.</p>	
<p>b. Friendly Forces. 1st Brigade conducts a passage of lines to seize objective Richmond. On order, 1st Brigade continues the attack forward of PL Green.</p>	
<p>(1) Missions of units on left and right flanks, as required.</p>	
<p>(2) Supporting engineer unit missions, as required.</p>	
<p>(3) Supporting fires: 2nd Battalion, 61st Field Artillery, is in direct support.</p>	
2. MISSION. The TF conducts a passage of lines and attacks to seize and secure objective Richmond no later than 090600Z. On order, the TF prepares to continue movement forward of PL Green.	
3. EXECUTION.	
<p>a. Concept of the Operation: See overlay developed by the trainer in the field.</p>	
<p>(1) Maneuver. TF 1-25 departs AA Red Cloud with two company teams abreast and two teams following. Team A leads on Axis Oak and is the main attack. Team B leads on Axis Pine and is supporting the attack. Teams C and D follow on Axis Oak and Pine respectively. The commander's intent is to gain contact with the enemy, and locate and fix the enemy's main body so that the brigade can conduct envelopments to destroy the enemy. It is necessary to destroy the enemies combat outposts. The unit must quickly reorganize and continue movement until the unit finds the main body. The company team that makes initial contact will attempt to fight through and destroy the enemy. If the unit cannot, they will provide a base of fire for maneuver with the remaining TF. The unit will continue movement to PL Green if no contact is gained. The unit will continue movement past PL Green on order.</p>	
<p>(2) Fire support. The priority of fires is to Team A initially and then to the team that is in contact (once contact is made).</p>	
<p>(3) Mines, obstacles, and fortifications. Critical choke points and identified obstacles are shown on the obstacle overlay.</p>	

**Figure A-1. Sample OPORD**

b. Subunit Missions (as required).

c. Engineer. Priority of support is to the two lead teams. On order, conduct breaching operations in support of the team in contact. Be prepared to support hasty defense on order.

d. Coordinating Instructions.

(1) Report all enemy contact.

(2) Report all enemy obstacles.

(3) Report crossing of the PLs.

(4) Additional information, as required.

4. SERVICE AND SUPPORT. Per the brigade's SOP.

5. COMMAND AND SIGNAL.

a. Command.

b. Signal.

(1) Current SOI.

(2) Radio-listening silence until initial contact is made with the enemy.

FOR TRAINING PURPOSES ONLY  
(classification)

**Figure A-1. Sample OPORD (continued)**

## APPENDIX B - THREAT ANALYSIS

### B-1. Introduction.

a. Dramatic changes in Europe and within the former Soviet Union have reduced the likelihood of an east-west military confrontation in Europe. The threat in Europe has not gone away completely, but it is less immediate and changed in nature. Despite reductions, Russia will still have the largest army in Europe. Regardless of the stated peaceful intentions of current Russian political leaders, the Russian Armed Forces still possesses formidable capabilities, and those capabilities will remain, should conditions and intentions change. Other former Soviet republics are forming their own armed forces and could pose threats to each other or to other countries in the region. In this time of turmoil and uncertainty, the former Soviet military power remains a potentially dangerous challenge to US and North Atlantic Treaty Organization (NATO) security. However, this remnant of the former Soviet threat is just one of many.

b. Many other nations are obtaining or developing sophisticated weaponry. Various regional conflicts could cause the US to intervene bilaterally or as part of a multinational coalition to protect our interests or those of our allies. Other potential conflict areas could call for a variety of responses by either the US or the former Soviet republics or both. The threat may come in an organized military form, which may or may not follow the former Soviet model. It may also come in the form of insurgencies, terrorism, or narcotics trafficking. The US Army needs to be prepared to respond to this broad spectrum of potential threats that it could encounter in various contingencies.

B-2. Global Threats. Modern weapons and the capability to project military power to great distances beyond its own national borders would characterize a global-type threat, such as the former Soviet one. Against such a potential adversary, the threat to rear operations would include the following:

- Armored or mechanized forces breaking into our rear area.
- Airborne, airmobile, or amphibious assault forces inserted into our rear area.
- Long-range artillery, surface-to-surface missiles, or air strikes targeting rear-area assets.
- NBC weapons.
- Radio-electronic combat aimed at jamming or destroying our communications means and disrupting our C<sup>2</sup>.
- Agents and saboteurs.

B-3. Regional Threats. Regional threats, such as Iraq or North Korea, have less capability to project power. However, they may have some of the same weapons and organizations as a global threat. In fact, lessening superpower tensions are contributing significantly to the proliferation of sophisticated weaponry to emerging nations. This applies not only to conventional ground and air weapons, but also to chemical and nuclear weapons and missile systems. A mature regional power, possibly with a global power as a major source of its military hardware, emphasizes the ability to project its forces throughout a given region.

B-4. Local Threats. Local threats have even more localized objectives and little capability to project power beyond their own borders or their immediate neighbors. They generally have less modern equipment than global or regional threat powers or at least a limited variety of modern weapons. Their equipment may include modern small arms and light artillery (mortars, howitzers, gun-howitzers, and rocket launchers), but often does not include sophisticated weapons such as long-range conventional artillery or high-performance aircraft. A local threat may be heavily supported by a regional threat or even by a global power. In the past, for example, Cuba assisted Soviet-backed movements in Angola, Nicaragua, and Ethiopia. This outside influence will often be reflected in the equipment, organization, or tactics of the local threat forces. However, the actions of a local threat are often limited to insurgencies,

civil wars, or border disputes. Insurgents, especially those with outside help, may be able to purchase modern weapons, but may not have developed a logistics base able to sustain continuous conflict. Therefore, they often concentrate on guerrilla tactics, sabotage, assassinations, booby traps, or explosives to achieve their objectives.

B-5. Special Situations.

a. The threat in special situations includes terrorism. Terrorism may satisfy the objectives of different types of threats discussed above. Terrorists are the least likely threat to use conventional forces and thus are the hardest to anticipate or to train against. Terrorist tactics include the following:

- Assassinating or maiming.
- Arson.
- Bombing.
- Hijacking, kidnapping, or hostage-taking.
- Raids and seizure of facilities.
- Sabotage.
- Hoaxes (such as bomb threats).

Aside from these threats, terrorists may also be able to obtain weapons of mass destruction. A political leadership that supports terrorism, as in Iraq, may control such NBC weapons. If nuclear weapons are too difficult to obtain, terrorists may instead employ chemical or biological weapons to reach their goals.

b. Narcotics trafficking is another special-condition threat. It may be supported or tolerated by a global power for political or economic reasons. It may also be tied in with regional or local threat powers or with terrorism. There is often a marriage of convenience between insurgent groups and the drug cartels. The cartels can spend significant amounts of money on the latest in technology for communications and security to protect their operations. They can also buy weapons and otherwise finance regional insurgencies and cross-border conflicts.

B-6. Bottom Line. The threat to rear operations includes all of the above categories. These threat categories are not mutually exclusive and may overlap with one another.

**APPENDIX C - METRIC CONVERSION CHART****Table C-1. Conversion Factors (US and Metric)**

<b>US Units</b>	<b>Multiplied By</b>	<b>Equals Metric Units</b>
<b>Length</b>		
Feet	0.30480	Meters
Inches	2.54000	Centimeters
Inches	0.02540	Meters
Inches	25.40010	Millimeters
Miles (statute)	1.60930	Kilometers
Miles per hour	0.0447	Meters per second
Yards	0.91400	Meters
<b>Volume</b>		
Cubic feet	0.02830	Cubic meters
Cubic yards	0.76460	Cubic meters
<b>Weight</b>		
Pounds	453.59000	Grams
Pounds	0.45359	Kilograms
<b>Length</b>		
Centimeters	0.39370	Inches
Meters per second	2.23700	Miles per hour
Millimeters	0.03937	Inches
Kilometers	0.62137	Miles (statute)
Meters	3.28080	Feet
Meters	39.37000	Inches
Meters	1.09360	Yards
<b>Volume</b>		
Cubic meters	35.31440	Cubic feet
Cubic meters	1.30790	Cubic yards
<b>Weight</b>		
Kilograms	2.20460	Pounds



## GLOSSARY

### **Section I** **Abbreviations**

<b>?</b>	status unknown
<b>1LT</b>	first lieutenant
<b>1SG</b>	first sergeant
<b>5 Ss and T</b>	search, silence, segregate, speed, safeguard, and tag
<b>A&amp;D</b>	admissions and dispositions
<b>AA</b>	avenue of approach; assembly area; antiaircraft
<b>AAR</b>	after-action review
<b>ABCS</b>	Army Battle Command System
<b>AC</b>	active component
<b>ADC</b>	area damage control
<b>AO</b>	area of operation
<b>AOAP</b>	Army Oil Analysis Program
<b>AOR</b>	area of responsibility
<b>APC</b>	armored personnel carrier
<b>AR</b>	Army regulation; armor
<b>ARTEP</b>	Army Training and Evaluation Program
<b>ASAS</b>	All Source Analysis System
<b>AT</b>	antiterrorism; antitank
<b>ATM</b>	advanced trauma management; atmosphere absolute
<b>ATTN</b>	attention
<b>ATWESS</b>	antitank weapon-effect signature simulator
<b>AXP</b>	ambulance exchange point
<b>BAS</b>	basic allowance for subsistence; battalion aid station
<b>BDAR</b>	battle-damage assessment and repair
<b>BF</b>	board feet; battle fatigue

<b>BMO</b>	battalion maintenance officer
<b>BOS</b>	battlefield operating systems
<b>C2</b>	command and control
<b>C2SRS</b>	Command and Control Strength Reporting System
<b>CANA</b>	convulsant antidote for nerve agents
<b>CAS</b>	casualty; close air support
<b>CATS</b>	combined-arms training strategy
<b>CCT</b>	combat-control team
<b>CDM</b>	chemical downwind message
<b>CFX</b>	command field exercise
<b>CHS</b>	combat health support
<b>COA</b>	course of action
<b>COMEX</b>	communications exercise
<b>COMSEC</b>	communications security
<b>CONUS</b>	continental United States
<b>COP</b>	common operational picture
<b>CP</b>	command post; checkpoint
<b>CPR</b>	cardiovascular pulmonary resuscitation; cardiopulmonary resuscitation
<b>CPT</b>	captain
<b>CPX</b>	command post exercise
<b>CS</b>	combat support; Costa Rica
<b>CSS</b>	combat service support
<b>CTA</b>	common table of allowances; consolidated training activities
<b>DA</b>	Department of the Army; Denmark; direct action
<b>DD</b>	Department of Defense
<b>DDL</b>	daily disposition log
<b>DMOS</b>	duty military occupational specialty
<b>DMSO</b>	division medical supply office



<b>DNBI</b>	disease and nonbattle injuries
<b>DRS</b>	direct religious support; Digital Reconnaissance System
<b>DS2</b>	decontamination solution #2
<b>DTSS</b>	Digital Topographic Support System
<b>DZ</b>	drop zone
<b>DZST</b>	drop-zone support team
<b>EA</b>	each; engagement area
<b>ECCM</b>	electronic countercountermeasures
<b>EEFI</b>	essential elements of friendly information
<b>EMO</b>	electronic media only
<b>EMT</b>	emergency medical team; electrical metallic tubing
<b>ENDEX</b>	end exercise
<b>EOD</b>	explosive ordnance disposal
<b>EPW</b>	enemy prisoner of war
<b>EW</b>	electronic warfare
<b>FBCB2</b>	Force XXI Battle Command Brigade and Below
<b>FIST</b>	fire support team
<b>FM</b>	field manual; frequency modulated/modulation
<b>FMC</b>	field medical card
<b>FO</b>	forward observer
<b>FPF</b>	final protective fire; final protection fires
<b>FPL</b>	final protective line
<b>FRAGO</b>	fragmentary order
<b>FS</b>	fire support; Fort Sill; foresight
<b>FSC</b>	Finance Support Command; federal supply catalog
<b>FSMC</b>	forward-support medical company
<b>FST</b>	field sanitation team; fire support team
<b>FTX</b>	field training exercise

<b>GRREG</b>	graves registration
<b>GRS</b>	general religious support
<b>GSR</b>	general support-reinforcing; ground surveillance radar
<b>HE</b>	high explosive
<b>HQ</b>	headquarters
<b>INTSUM</b>	intelligence summary
<b>ITR</b>	independent tank regiment
<b>IV</b>	intravenous; Table value 4
<b>KIA</b>	killed in action
<b>LCE</b>	load-carrying equipment
<b>LES</b>	leave and earnings statement
<b>LTC</b>	lieutenant colonel
<b>LZ</b>	landing zone
<b>MAJ</b>	major
<b>MANSCEN</b>	Maneuver Support Center
<b>MAPEX</b>	map exercise
<b>MCM</b>	materiel-change management; Manual for Courts-Martial
<b>MCO</b>	movement-control office
<b>MCS</b>	Maneuver Control System
<b>MCSR</b>	material-condition status report
<b>MDI</b>	modernized demolition initiator
<b>MEDCAP</b>	medical civic-action programs
<b>MEDEVAC</b>	medical evacuation
<b>MEDLOG</b>	medical logistics
<b>MES</b>	medical equipment set
<b>METL</b>	mission-essential task list
<b>METT-TC</b>	mission, enemy, terrain, troops, time available, and civilian considerations
<b>MHE</b>	materials-handling equipment

<b>MICLIC</b>	mine-clearing line charge
<b>MIJI</b>	meaconing, intrusion, jamming, and interference
<b>MILES</b>	Multiple Integrated Laser-Engagement System
<b>mm</b>	millimeter
<b>MOPP</b>	mission-oriented protection posture
<b>MORTREP</b>	mortar bombing report
<b>MOS</b>	military occupational specialty; minimum operating strip
<b>MOUT</b>	military operations on urbanized terrain
<b>MP</b>	military police
<b>MQS</b>	military qualification standards
<b>MSR</b>	main supply route
<b>MSRT</b>	mobile subscriber radiotelephone terminal
<b>MTF</b>	medical treatment facility
<b>MTP</b>	mission training plan; MOS training plan
<b>MWR</b>	morale, welfare, and recreation
<b>NBC</b>	nuclear, biological, and chemical
<b>NCO</b>	noncommissioned officer
<b>NCOIC</b>	noncommissioned officer in charge
<b>NCS</b>	net control station
<b>NPA</b>	net pay advice
<b>O/C</b>	observer/controller
<b>OEG</b>	operation exposure guide; operational-exposure guidance
<b>OIC</b>	officer in charge
<b>OP</b>	observation post; operational procedure
<b>OPFOR</b>	opposing forces
<b>OPLAN</b>	operation plan
<b>OPORD</b>	operation order
<b>OPSEC</b>	operations security

<b>P</b>	needs practice; pass; passed; barometric pressure; mean radius of curvature
<b>PA</b>	physician assistant
<b>PAC</b>	Personnel and Administration Center
<b>PAM</b>	pamphlet
<b>PCC</b>	precombat check
<b>PCI</b>	photo-coverage indexes; precombat inspection
<b>PDDE</b>	power-driven decontamination equipment
<b>PDF</b>	principal direction of fire
<b>PIR</b>	priority intelligence requirements
<b>PL</b>	phase line; Poland
<b>PLL</b>	prescribed load list
<b>PMCS</b>	preventive-maintenance checks and services
<b>PMOS</b>	primary military occupational specialty
<b>POL</b>	petroleum, oils, and lubricants
<b>POS/NAV</b>	position/navigation
<b>PRR</b>	personnel requirements report
<b>PS</b>	personnel strength; personnel status
<b>PSC</b>	personnel service company
<b>PSG</b>	platoon sergeant
<b>PSNCO</b>	personnel staff noncommissioned officer
<b>PSR</b>	personnel status report
<b>PVNTMED</b>	preventive medicine
<b>PZ</b>	pickup zone
<b>QC</b>	quality control
<b>RATELO</b>	radiotelephone operator
<b>RC</b>	reserve component
<b>RES</b>	radiation exposure status

<b>ROE</b>	rules of engagement
<b>ROI</b>	rules of interaction
<b>RP</b>	Republic of Philippines; release point; rally point; reference point
<b>RTD</b>	return to duty
<b>S1</b>	Adjutant (US Army)
<b>S2</b>	Intelligence Officer (US Army)
<b>S3</b>	Operations and Training Officer (US Army)
<b>S4</b>	Supply Officer (US Army)
<b>SA</b>	semiannually; situational awareness
<b>SALUTE</b>	size, activity, location, unit, time, and equipment
<b>SATRAN</b>	satellite transmission
<b>SATS</b>	Standard Army Training System
<b>SAW</b>	squad automatic weapon
<b>SB</b>	Supply Bulletin; switchboard
<b>SCATMINE</b>	scatterable mine
<b>SCPE</b>	simplified collective-protection equipment
<b>SHELREP</b>	shelling report
<b>SHTU</b>	simplified handheld terminal unit
<b>SIDPERS</b>	Standard Installation/Division Personnel System
<b>SITREP</b>	situation report
<b>SJA</b>	Staff Judge Advocate
<b>SOFA</b>	Status of Forces Agreement
<b>SOI</b>	signal operation instructions; specific operation instructions
<b>SOP</b>	standing operating procedure
<b>SP</b>	start point; strongpoint; self-propelled; Spain
<b>SSI</b>	standing signal instructions; signal supplemental instructions
<b>STB</b>	supertropical bleach
<b>STP</b>	soldier training publication

<b>STRAC</b>	Standards in Training Commission
<b>STX</b>	situational training exercise
<b>T</b>	trained; slab thickness; deck thickness; crown thickness; geodetic azimuth; grid azimuth; slope distance; telescope above station; time
<b>T&amp;EO</b>	training and evaluation outline
<b>TACCS</b>	Tactical Army Combat Service Support (CSS) Computer System
<b>TACSOP</b>	tactical standing operating procedure
<b>TAMMS</b>	The Army Maintenance Management System
<b>TC</b>	technical coordinator; training circular; track commander; tank commander
<b>TEWT</b>	tactical exercise without troops
<b>TF</b>	task force
<b>TM</b>	technical manual
<b>TNT</b>	trinitrotoluene
<b>TOC</b>	tactical operations center
<b>TOE</b>	table(s) of organization and equipment
<b>TRADOC</b>	United States Army Training and Doctrine Command
<b>TRP</b>	target reference point
<b>U</b>	unclassified; up; untrained
<b>UAV</b>	unmanned aerial vehicle
<b>UCMJ</b>	Uniform Code of Military Justice
<b>UMT</b>	unit ministry team
<b>UPW</b>	unit proficiency worksheet
<b>US</b>	United States
<b>USA</b>	United States of America; United States Army
<b>USAREUR</b>	United States Army, Europe
<b>UXO</b>	unexploded ordnance
<b>WCS</b>	weapon control status; weapon control station
<b>WESTCOM</b>	United States Army, Western Command

<b>WIA</b>	wounded in action
<b>WO</b>	warrant officer; warning order
<b>XO</b>	executive officer

## **Section II**

### **Terms**

#### **Army Training and Evaluation Program (ARTEP)**

The cornerstone of unit training. It is the umbrella program to be used by the trainer and training manager in the training evaluation of units. The ARTEP is a complete program enabling commanders to evaluate and develop collective training based on unit weaknesses, then train the unit to overcome those weaknesses and reevaluate. Success on the battlefield depends on the coordinated performance of collective and individual skills that are taught through the ARTEP MTP.

#### **Class I**

Subsistence items (meals, ready-to-eat [MRE], T-rations, and fresh fruits and vegetables) and gratuitous-issue health and comfort items.

#### **Class II**

Clothing, individual equipment, tentage, organizational tool sets and kits, hand tools, maps, and administrative and housekeeping supplies and equipment.

#### **Class IX**

Repair parts and components, to include kits, assemblies, and subassemblies (repairable or nonrepairable) required for maintenance support of all equipment.

#### **Class VII**

Major end items such as launchers, tanks, mobile machine shops, and vehicles.

#### **Class VIII**

Medical material, including repair parts peculiar to medical equipment and the management of blood.

#### **Claymore**

M18A1 antipersonnel mine

#### **Defilade**

A fighting position offering cover and concealment to its occupant.

#### **Field Manual (FM)**

A DA publication that contains doctrine that prescribes how the Army and its organizations function on the battlefield in terms of missions, organizations, personnel, and equipment. The level of detail should facilitate an understanding of "what" and "how" for commanders and staffs to execute the missions and tasks. The FM may also be used to publish selected alliance doctrinal publications that are not readily integrated into other doctrinal literature.

#### **Final protection fires (FPF)**

An immediately available prearranged barrier of fire designed to impede enemy movement across defensive lines or areas.

#### **FRAGO (fragmentary order)**

An abbreviated form of an operation order (usually issued on a day-to-day basis) that eliminates the need for restating information contained in a basic operation order.

**MICLIC (mine-clearing line charge) M58 Series**

A rocket propelled line charge, 106.5 meters (117 yards) long that can breach a lane 8 meters (8.8 yards) wide by 100 meters (110 yards) long. The MICLIC is mounted on a standard military (M353 or M200) trailer and has a 62-meter standoff capability. Engineer units will employ the MICLIC in response to minefield breaching requirements identified by the maneuver unit.

**Military occupation specialty**

A term used to identify a group of duty positions possessing such close occupational or functional relationship that an optimal degree of interchangeability among persons so classified exists at any given level of skill. Advanced--One which reflects specialized occupational qualifications above the entry military occupational specialty level required for performance in those duty positions which represent the journeyman, supervisory, or leadership levels of skill. Duty--One in which the soldier is actually performing duty. Entry--One that reflects the occupational qualifications required for performance in those duty positions which represent the lowest level of skill within an entry group. Primary--One (entry or advanced) representing the highest or most significant job skill that the individual can best perform. Secondary--Any awarded, other than that designated primary.

**Military occupational specialty (MOS)**

A term used to identify a group of duty positions so closely related that they are interchangeable among soldiers so classified at any skill level.

**MOPP 2**

Mask carried/worn. Protective suit and boots worn, gloves carried.

**MOPP 4**

Mask worn. Protective suit, boots, and gloves worn.

**NBC 1 Report**

Observer's Initial Report. This report is used by the observing unit to give basic, initial, and follow-up data about an NBC attack. This report is sent by platoons and companies to the battalion headquarters or by designated observers to the division NBC Center (NBCC).

**NBC 4 Report**

Monitoring and Survey Report used to report NBC hazards detected by a unit through monitoring, survey, or reconnaissance. This report is prepared and submitted by company-level organizations.

**NBC 5 Report**

Actual Contaminated Areas Report. Once the NBC reports are posted on the situation map, the division prepares an NBC 5 report showing the contaminated area. The preferred method of dissemination is by overlay.

**OPORD (operation order)**

A directive issued by a commander to subordinate commanders for the purpose of effecting the coordinated execution of a plan of action.

**Parapet**

A wall, rampart, or elevation of earth or stone to protect soldiers.

**Release point**

A well-defined point on a route at which the elements composing a column return under the authority of their respective commanders. Each element continues its movement toward its own appropriate destination.



**Situation report (SITREP)**

A report giving the situation in the area of the reporting unit or formation.

**SOP (standing operating procedure)**

A set of instructions covering those features of operations that lend themselves to a definite or standardized procedure without loss of effectiveness. The procedure is applicable unless ordered otherwise.

**Table(s) of organization and equipment (TOE)**

1. The table setting out the authorized numbers of men and major equipment in a unit/formations. 2. The full table of organization and equipment strength (or type B or Cadre strength, when appropriate) for units organized under F or earlier series tables of organization and equipment; level 1 strength (or type B or Cadre strength when appropriate) for units organized under G or later series table of organization and equipment; and the authorized strength of units organized under tables of distribution and allowances.

**Threat Level I**

1. Enemy agent activity. Missions include espionage, interdiction, and subversion. 2. Sabotage by enemy sympathizers. Missions include arson, assassination, sabotage, theft of supplies and material, and political unrest. 3. Terrorism. Actions that instill fear by violence or threats of violence to obtain political, religious, or ideological goals.

**Threat Level II**

1. Diversionary and sabotage operations conducted by combat units. 2. Raid, ambush, and reconnaissance operations conducted by combat units. 3. Special or unconventional warfare missions.

**Threat Level III**

1. Heliborne operations. 2. Airborne operations. 3. Amphibious operations. 4. Ground force deliberate operations. 5. Infiltration operations.



## REFERENCES

### Required Publications

Required publications are sources that users must read in order to understand or to comply with this publication.

#### Army Regulations

AR 15-6	Procedures for Investigating Officers and Boards of Officers. 11 May 1988
AR 190-47	The Army Corrections System. 15 August 1996
AR 190-51	Security of Unclassified Army Property (Sensitive and Nonsensitive). 30 September 1993
AR 190-8	Enemy Prisoners of War, Retained Personnel, Civilian Internees, and Other Detainees. 1 October 1997
AR 200-1	Environmental Protection and Enhancement. 21 February 1997
AR 220-1	Unit Status Reporting. 1 September 1997
AR 25-50	Preparing and Managing Correspondence. 5 March 2001
AR 27-1	Legal Services, Judge Advocate Legal Services. 3 February 1995
AR 27-10	Legal Services: Military Justice. 24 June 1996
AR 27-20	Claims. 31 December 1997
AR 380-5	Department of the Army Information Security Program. 29 September 2000
AR 385-10	The Army Safety Program. 23 May 1988
AR 385-40	Accident Reporting and Records. 1 November 1994
AR 40-2	Army Medical Treatment Facilities: General Administration. 3 March 1978
AR 40-400	Patient Administration. 12 March 2001
AR 40-5	Preventive Medicine. 15 October 1990
AR 40-66	Medical Record Administration and Health Care Documentation. 3 May 1999
AR 530-1	Operations Security (OPSEC). 3 March 1995
AR 600-15	Indebtedness of Military Personnel. 14 March 1986
AR 600-20	Army Command Policy. 15 July 1999
AR 600-8-1	Army Casualty Operations/Assistance/Insurance. 20 October 1994
AR 600-8-2	Suspension of Favorable Personnel Actions (FLAGS). 30 October 1987
AR 600-85	Alcohol and Drug Abuse Prevention and Control Program 3 November 1986
AR 608-99	Family Support, Child Custody, and Paternity. 1 November 1994
AR 635-200	Enlisted Personnel. 1 November 2000
AR 700-138	Army Logistics Readiness and Sustainability. 16 September 1997
AR 710-2	Inventory Management Supply Policy Below the Wholesale Level. 31 October 1997
AR 750-1	Army Materiel Maintenance Policy and Retail Maintenance Operations. 1 August 1994

#### Army Training and Evaluation Program

ARTEP 5-025-66-MTP	Engineer Battalion, Airborne Division. 2 October 2000
ARTEP 5-026-34-MTP	Headquarters and Headquarters Company, Engineer Battalion, Airborne Division. 2 October 2000

ARTEP 5-416-34-MTP

ARTEP 5-027-10-MTP	Engineer Platoon, Engineer Company, Engineer Battalion, Airborne Division. 2 October 2000
ARTEP 5-027-35-MTP	Engineer Company, Engineer Battalion, Airborne Division. 18 October 2000
ARTEP 5-053-11-MTP	Assault and Obstacle Platoon, Engineer Company, Light Armored Cavalry Regiment 20 June 2001
ARTEP 5-053-12-MTP	Engineer Platoon, Engineer Company, Light Armored Cavalry Regiment 20 June 2001
ARTEP 5-053-35-MTP	Engineer Company, Light Armored Cavalry Regiment 20 June 2001
ARTEP 5-063-10-MTP	Mobility Platoon, Engineer Company, Brigade Combat Team. 5 April 2002
ARTEP 5-063-11-MTP	Mobility Support Platoon, Engineer Company, Brigade Combat Team. To be published within six months.
ARTEP 5-063-35-MTP	Engineer Company, Brigade Combat Team. To be published within six months.
ARTEP 5-113-11-MTP	Assault and Obstacle Engineer Platoon, Engineer Company, Armored Cavalry Regiment. To be published within six months.
ARTEP 5-113-12-MTP	Engineer Platoon, Engineer Company, Armored Cavalry Regiment. To be published within six months.
ARTEP 5-113-35-MTP	Engineer Company, Armored Cavalry Regiment. To be published within six months.
ARTEP 5-145-12-MTP	Engineer Bridge Platoon. 19 July 1991
ARTEP 5-145-32-MTP	Mission Training Plan for the Engineer Bridge Company. 19 July 1991
ARTEP 5-155-66-MTP	Engineer Battalion, Infantry Division (Light). 2 October 2000
ARTEP 5-156-34-MTP	Headquarters and Headquarters Company, Engineer Battalion, Infantry Division (Light). 2 October 2000
ARTEP 5-157-10-MTP	Engineer Platoon, Engineer Company, Engineer Battalion, Infantry Division (Light). 2 October 2000
ARTEP 5-157-35-MTP	Engineer Company, Engineer Battalion, Infantry Division (Light). 2 October 2000
ARTEP 5-215-66-MTP	Engineer Battalion, Air Assault Division 20 June 2001
ARTEP 5-216-34-MTP	Headquarters and Headquarters Company, Engineer Battalion, Air Assault Division. 20 June 2001
ARTEP 5-217-10-MTP	Engineer Platoon, Engineer Company, Engineer Battalion, Air Assault Division. 2 October 2000
ARTEP 5-217-35-MTP	Engineer Company, Engineer Battalion, Air Assault Division. 2 October 2000
ARTEP 5-332-68-MTP	Headquarters, Headquarters Detachment, Engineer Brigade. 1 May 2000
ARTEP 5-335-60-MTP	Headquarters and Headquarters Company, Engineer Battalion, Heavy Division/Corps. To be published within six months.
ARTEP 5-335-65-MTP	Engineer Company, Engineer Battalion, Heavy Division/Corps (Mech). To be published within six months.
ARTEP 5-335-66-MTP	Engineer Combat Battalion, Engineer Brigade, Heavy Division. 25 June 1999
ARTEP 5-335-70-MTP	Engineer Platoon, Engineer Company, Engineer Battalion, Heavy Division/Corps. To be published within six months.
ARTEP 5-335-DRILL	Engineer Drills. 11 January 2001
ARTEP 5-336-34-MTP	Headquarters and Headquarters Company, Engineer Battalion. To be published within six months.

ARTEP 5-337-10-MTP Engineer Platoon, Engineer Company, Engineer Battalion, Heavy Division. To be published within six months.

ARTEP 5-337-35-MTP Engineer Company, Engineer Battalion, Heavy Division. To be published within six months.

ARTEP 5-402-33-MTP Mission Training Plan for Engineer Groups and Brigades. 3 October 1995

ARTEP 5-402-68-MTP Headquarters, Headquarters Company, Engineer Brigade, Corps. To be published within six months.

ARTEP 5-412-68-MTP Headquarters Company, Engineer Group (Construction). To be published within six months.

ARTEP 5-412-69-MTP Headquarters, Headquarters Company, Engineer Group (Combat). To be published within six months.

ARTEP 5-413-35-MTP Engineer Company, Construction Support. 1 March 2000

ARTEP 5-415-66-MTP Engineer Battalion (Combat) (Heavy), Battalion Staff. 5 April 2002

ARTEP 5-416-14-MTP Maintenance Platoon, Headquarters and Support Company, Engineer Battalion (Combat) (Heavy). To be published within six months.

ARTEP 5-417-13-MTP Engineer Equipment Platoon, Engineer Company (Combat) (Heavy). 5 April 2002

ARTEP 5-417-17-MTP General Construction Platoon, Engineer Company (Combat) (Heavy). 5 April 2002

ARTEP 5-417-35-MTP Engineer Company, Engineer Battalion (Combat) (Heavy). 5 April 2002

ARTEP 5-423-11-MTP Engineer Dump Truck Platoon. 1 March 2000

ARTEP 5-423-35-MTP Engineer Company, Combat Support Equipment. 1 March 2000

ARTEP 5-424-35-MTP Engineer Company, Dump Truck. 1 March 2000

ARTEP 5-425-66-MTP Engineer Battalion (Corps) (Wheeled). 2 October 2000

ARTEP 5-426-34-MTP Headquarters and Headquarters Company, Engineer Battalion (Corps) (Wheeled). 2 October 2000

ARTEP 5-427-10-MTP Engineer Platoon, Engineer Company, Engineer Battalion (Corps) (Wheeled). 2 October 2000

ARTEP 5-427-35-MTP Engineer Company, Engineer Battalion (Corps) (Wheeled) 20 June 2001

ARTEP 5-434-35-MTP Engineer Company, Pipeline Construction. 1 March 2000

ARTEP 5-435-66-MTP Engineer Combat Battalion, Corps (X) (APC Version). 25 June 1999

ARTEP 5-435-67-MTP Engineer Combat Battalion, Corps (M) (APC/AVLB Version). To be published within six months.

ARTEP 5-436-35-MTP Headquarters and Headquarters Company, Engineer Battalion, Corps (X). 25 June 1999

ARTEP 5-436-37-MTP Headquarters and Headquarters Company, Engineer Battalion, Corps (M). 25 June 1999

ARTEP 5-437-10-MTP Engineer Platoon, Engineer Company, Engineer Battalion, Corps (X). 25 June 1999

ARTEP 5-437-11-MTP Engineer Platoon, Engineer Company, Engineer Battalion Corps (M). 25 June 1999

ARTEP 5-437-36-MTP Engineer Company, Engineer Battalion, Corps (X). 25 June 1999

ARTEP 5-437-38-MTP Engineer Company, Engineer Battalion, Corps (M). 25 June 1999

ARTEP 5-443-35-MTP Engineer Company, Light Equipment. 15 February 2002

ARTEP 5-445-64-MTP Engineer Battalion, Airborne (Corps) 20 June 2001

ARTEP 5-445-66-MTP Engineer Battalion (Corps) (Light). 2 October 2000

ARTEP 5-446-34-MTP Headquarters and Headquarters Company, Engineer Battalion, Airborne (Corps). 2 October 2000

ARTEP 5-416-34-MTP

ARTEP 5-446-36-MTP	Headquarters and Headquarters Company, Engineer Battalion (Corps) (Light). 2 October 2000
ARTEP 5-447-10-MTP	Engineer Platoon, Engineer Company, Engineer Battalion, Airborne (Corps). 2 October 2000
ARTEP 5-447-11-MTP	Engineer Platoon, Engineer Company, Engineer Battalion (Corps) (Light) 20 June 2001
ARTEP 5-447-35-MTP	Engineer Company, Engineer Battalion, Airborne (Corps). 2 October 2000
ARTEP 5-447-37-MTP	Engineer Company, Engineer Battalion (Corps) (Light) 20 June 2001
ARTEP 5-463-10-MTP	Engineer Platoon, Medium Girder Bridge Company. To be published within six months.
ARTEP 5-463-12-MTP	Engineer Platoon, Panel Bridge Company. To be published within six months.
ARTEP 5-463-15-MTP	Engineer Support Platoon, Panel Bridge Company. To be published within six months.
ARTEP 5-463-17-MTP	Engineer Support Platoon, Medium Girder Bridge Company. To be published within six months.
ARTEP 5-463-35-MTP	Engineer Medium Girder Bridge Company. To be published within six months.
ARTEP 5-463-36-MTP	Engineer Panel Bridge Company. To be published within six months.
ARTEP 5-473-35-MTP	Multirole Bridge Company. To be published within six months.
ARTEP 5-500-21-MTP	Engineer Teams. 21 September 1998
ARTEP 5-500-22-MTP	Firefighter. 19 September 1997
ARTEP 5-500-24-MTP	Mission Training Plan for Engineer Diving Teams Heavy Engineer Diving Team/Light Engineer Diving Team. 3 October 1995
ARTEP 5-500-66-MTP	Engineer Team, Battalion Headquarters (LA). To be published within six months.
ARTEP 5-510-10-MTP	Engineer Fire-Fighting Team, HQ. To be published within six months.
ARTEP 5-510-12-MTP	Engineer Fire-Fighting Team, Fire Truck. To be published within six months.
ARTEP 5-510-14-MTP	Engineer Fire-Fighting Team, Water Truck. To be published within six months.
ARTEP 5-510-16-MTP	Engineer Fire-Fighting Team, Brush Fire Truck. To be published within six months.
ARTEP 5-510-18-MTP	Engineer Fire-Fighting Team, Crash Rescue. To be published within six months.
ARTEP 5-520-10-MTP	Engineer Team, Quarry (75TPH) (LC). To be published within six months.
ARTEP 5-520-12-MTP	Headquarters, Well Drilling Team. To be published within six months.
ARTEP 5-520-14-MTP	Engineer Team, Well Drilling (LE). To be published within six months.
ARTEP 5-530-10-MTP	Engineer Heavy Diving Team
ARTEP 5-530-12-MTP	Engineer Light Diving Team
ARTEP 5-530-14-MTP	Engineer Team, Real Estate (LF). To be published within six months.
ARTEP 5-530-16-MTP	Engineer Team, Utilities (4000) (LH). To be published within six months.
ARTEP 5-540-10-MTP	Topographic Planning/Control Team. 20 April 1999
ARTEP 5-540-11-MTP	Terrain Analysis Team. To be published within six months.
ARTEP 5-540-12-MTP	Command and Control Team (DS) (HVY). To be published within six months.
ARTEP 5-540-13-MTP	Terrain Analysis Team (LID). To be published within six months.

ARTEP 5-602-68-MTP	Headquarters, Headquarters Company, Engineer Brigade (Theater Army). To be published within six months.
ARTEP 5-603-35-MTP	Engineer Port-Opening Company. 1 March 2000
ARTEP 5-605-66-MTP	Engineer Battalion, Topographic. 20 April 1999
ARTEP 5-606-34-MTP	Headquarters, Headquarters Company, Engineer Battalion, Topographic. 20 April 1999
ARTEP 5-607-35-MTP	Engineer Company, Topographic. To be published within six months.
ARTEP 5-608-35-MTP	Engineer Company, Topographic (Corps). To be published within six months.
ARTEP 5-615-66-MTP	Engineer Prime Power Battalion. To be published within six months.
ARTEP 5-616-34-MTP	Headquarters Company, Engineer Prime Power Battalion. To be published within six months.
ARTEP 5-617-10-MTP	Prime-Power Line Platoon, Engineer Company, Engineer Prime-Power Battalion. To be published within six months.
ARTEP 5-617-11-MTP	Prime Power Platoon, Engineer Company, Engineer Prime Power Battalion. To be published within six months.
ARTEP 5-617-35-MTP	Engineer Company, Engineer Prime Power Battalion. To be published within six months.
ARTEP 7-10-MTP	Mission Training Plan for the Infantry Rifle Company. 3 March 2000
ARTEP 7-8-DRILL	Battle Drills for the Infantry Rifle Platoon and Squad. 3 March 2000

#### **Department of Army Forms**

DA FORM 1155	Witness Statement on Individual. 1 June 1966
DA FORM 1156	Casualty Feeder Report. 1 June 1966
DA FORM 2028	Recommended Changes to Publications and Blank Forms. 1 February 1974
DA FORM 2404	Equipment Inspection and Maintenance Worksheet. 1 April 1979
DA FORM 2405	Maintenance Request Register. 1 April 1962
DA FORM 2407	Maintenance Request. 1 July 1994
DA FORM 2765-1	Request for Issue or Turn-in. 1 April 1976
DA FORM 31	Request and Authority for Leave (EGA). 1 September 1993
DA FORM 3955	Change of Address and Directory Card. 1 February 1979
DA FORM 638	Recommendation for Award. 1 November 1994
DA FORM 647	Personnel Register. 1 August 1978

#### **Department of Army Pamphlets**

DA PAM 25-30	Consolidated Index of Army Publications and Blank Forms. 1 January 2002
DA PAM 350-38	Standards in Weapon Training. 3 July 1997
DA PAM 710-2-1	Using Unit Supply System (Manual Procedures)(Standalone Pub). 31 December 1997
DA PAM 738-750	Functional Users Manual for the Army Maintenance Management System (TAMMS). 1 August 1994

#### **Department of Defense Publications**

DD FORM 2745	Enemy Prisoner of War (EPW) Capture Tag. 1 May 1996
DOD REG 5500.7-R	Standards of Conduct. 30 August 1993

#### **Field Manuals**

FM 101-5	Staff Organization and Operations. 31 May 1997
----------	--

FM 10-23 Basic Doctrine for Army Field Feeding and Class I Operations Management. 18 April 1996

FM 10-23-1 Commander's Guide to Food Service Operations. 17 March 1992

FM 10-27-1 Tactics, Techniques, and Procedures for Quartermaster General Support Supply Operations. 20 April 1993

FM 10-27-2 Tactics, Techniques, and Procedures for Quartermaster Direct Support Supply and Field Service Operations. 18 June 1991

FM 10-500-1 Airdrop Support Operations in a Theater of Operations. 19 June 1991

FM 10-64 Mortuary Affairs Operations. 16 February 1999

FM 10-67-1 Concepts and Equipment of Petroleum Operations. 2 April 1998

FM 12-6 Personnel Doctrine. 9 September 1994

FM 16-1 Religious Support. 26 May 1995

FM 17-98 Scout Platoon. 10 April 1999

FM 20-3 Camouflage, Concealment, and Decoys. 30 August 1999

FM 20-32 Mine/Countermine Operations. 29 May 1998

FM 21-10 Field Hygiene and Sanitation. 21 June 2000

FM 21-10-1 Unit Field Sanitation Team. 11 October 1989

FM 21-11 First Aid for Soldiers. 27 October 1988

FM 21-16 Unexploded Ordnance (UXO) Procedures. 30 August 1994

FM 21-20 Physical Fitness Training. 30 September 1992

FM 21-75 Combat Skills of the Soldier. 3 August 1984

FM 22-51 Leaders' Manual for Combat Stress Control. 29 September 1994

FM 24-18 Tactical Single-Channel Radio Communications Techniques. 30 September 1987

FM 24-19 Radio Operator's Handbook. 24 May 1991

FM 24-33 Communications Techniques: Electronic Counter-Countermeasures. 17 July 1990

FM 24-35 (O) Signal Operation Instructions "The SOI." 26 October 1990

FM 24-35-1 (O) Signal Supplemental Instructions. 2 October 1990

FM 25-100 Training the Force. 15 November 1988

FM 25-101 Battle Focused Training. 30 September 1990

FM 25-4 How to Conduct Training Exercises. 10 September 1984

FM 25-5 Training for Mobilization and War. 25 January 1985

FM 3-0 Operations. 14 June 2001

FM 3-100 Chemical Operations Principles and Fundamentals. 8 May 1996

FM 3-11 Flame, Riot Control Agents and Herbicide Operations. 19 August 1996

FM 3-19 NBC Reconnaissance. 19 November 1993

FM 3-19.30 Physical Security. 8 January 2001

FM 3-19.4 Military Police Leaders' Handbook. To be published within six months.

FM 3-19.40 (FM 19-40) Military Police Internment/Resettlement Operations. 1 August 2001

FM 3-3 Chemical and Biological Contamination Avoidance. 16 November 1992

FM 3-4 NBC Protection. 29 May 1992

FM 34-2-1 Tactics, Techniques, and Procedures for Reconnaissance and Surveillance and Intelligence Support to Counterreconnaissance. 19 June 1991

FM 34-60 Counterintelligence. 3 October 1995

FM 3-5 NBC Decontamination. 28 July 2000

FM 3-50 Smoke Operations. 4 December 1990

FM 4-30.3 Maintenance Operations and Procedures. 1 September 2000



FM 44-100	US Army Air and Missile Defense Operations. 15 June 2000
FM 44-64	SHORAD Battalion and Battery Operations. 5 June 1997
FM 44-8	Combined Arms for the Air Defense. 1 June 1999
FM 44-80	Visual Aircraft Recognition. 30 September 1996
FM 5-10	Combat Engineer Platoon. 3 October 1995
FM 5-170	Engineer Reconnaissance. 5 May 1998
FM 5-250	Explosives and Demolitions. 30 July 1998
FM 5-34	Engineer Field Data. 30 August 1999
FM 5-434	Earthmoving Operations. 15 June 2000
FM 5-436	Paving and Surfacing Operations. 28 April 2000
FM 55-30	Army Motor Transport Units and Operations. 27 June 1997
FM 5-71-2	Armored Task-Force Engineer Combat Operations. 28 June 1996
FM 6-22.5	Combat Stress. 23 June 2000
FM 7-10	The Infantry Rifle Company. 14 December 1990
FM 71-1	Tank and Mechanized Infantry Company Team. 26 January 1998
FM 7-7	The Mechanized Infantry Platoon and Squad (APC). 15 March 1985
FM 7-7J	Mechanized Infantry Platoon and Squad (Bradley). 7 May 1993
FM 7-8	Infantry Rifle Platoon and Squad. 22 April 1992
FM 7-92	The Infantry Reconnaissance Platoon and Squad (Airborne, Air Assault, Light Infantry). 23 December 1992
FM 8-10	Health Service Support in a Theater of Operations. 1 March 1991
FM 8-10-1	The Medical Company Tactics, Techniques, and Procedures. 29 December 1994
FM 8-10-4	Medical Platoon Leaders' Handbook - Tactics, Techniques, and Procedures. 16 November 1990
FM 8-10-6	Medical Evacuation in a Theater of Operations, Tactics, Techniques and Procedures. 14 April 2000
FM 8-10-8	Medical Intelligence in a Theater of Operations. 7 July 1989
FM 8-230	Medical Specialist. 24 August 1984
FM 8-260	Pharmacy Specialist. 19 May 1986
FM 8-285	Treatment of Chemical Agent Casualties and Conventional Military Chemical Injuries. 22 December 1995
FM 8-51	Combat Stress Control in a Theater of Operations Tactics, Techniques, and Procedures. 29 September 1994
FM 8-55	Planning for Health Service Support. 9 September 1994
FM 9-43-2	Recovery and Battlefield Damage Assessment and Repair (FMFRP 4-34; to 36-1-181). 3 October 1995

### Other Product Types

TRADOC PAM 11-9	Blueprint of the Battlefield. 27 April 1990
UCMJ	Uniform Code of Military Justice.

### Soldier Training Publications

STP 10-92G1-SM-TG	Soldier's Manual and Trainer's Guide for Food Service Specialist MOS 92G - Skill Level. 16 February 1999
STP 21-1-SMCT	Soldier's Manual of Common Tasks Skill Level 1. 1 October 2001
STP 21-24-SMCT	Soldier's Manual of Common Tasks (SMCT) Skill Levels 2-4. 1 October 2001
STP 3-54B2-SM	Soldier's Manual, Chemical Operations Specialist, MOS 54B Skill Level 2. 3 October 1995

ARTEP 5-416-34-MTP

STP 5-12B24-SM-TG Soldier's Manual Skill Levels 2/3/4 and Trainer's Guide, MOS 12B, Combat Engineer. 12 December 1990

STP 5-62G13-SM-TG Soldier's Manual and Trainer's Guide: 62G Quarrying Specialist (Skill Levels 1/2/3). 5 May 1986

STP 5-62N34-SM-TG Construction Equipment Supervisor Soldier's Manual and Trainer's Guide, MOS 62N, Skill Levels 3/4. 21 February 1989.

#### **Technical Manuals**

TM 11-3895-203-15 Operator's Organizational, Direct Support, General Support and Depot Maintenance Manual for Reel Equipment, CE-11 (NSN 5805-00-407-7722). 11 April 1967

TM 11-5805-201-12 Operator's and Unit Maintenance Manual for Telephone Sets, TA-312/PT (NSN 5805-00-543-0012) and TA-312A/PT (NSN 5805-01-217-7310) TO 31W1-2PT-291. 1 August 1990

TM 11-5805-262-12 Operator's and Unit Maintenance Manual for Switchboards, Telephone, Manual, SB-22/PT (NSN 5805-00-257-3602) and SB-22A/PT (5805-00-715-6171) (Including Tone Signaling Adapter, TA-977/PT (5805-01-040-9653). 15 June 1990

TM 11-5805-294-12 Operator's and Organizational Maintenance Manual for Manual Telephone Switchboard, SB-993/GT (NSN 5805-00-708-2202). 8 September 1983

#### **Training Circulars**

TC 12-16 PAC Noncommissioned Officer's Guide. 27 June 1991

TC 22-6 The Army Noncommissioned Officer Guide 23 November 1990

TC 24-20 Tactical Wire and Cable Techniques. 3 October 1988

TC 25-20 A Leader's Guide to After Action Reviews. 30 September 1993

TC 25-6 Force-on-Force Collective Training Using the Tactical Engagement Simulation Training System. 3 October 1995

TC 25-8 Training Ranges. 25 February 1992

### Questionnaire

MTP NUMBER \_\_\_\_\_ DATE \_\_\_\_\_

MTP TITLE \_\_\_\_\_

Request your recommendations to improve this training publication. To make it easier for you to make recommendations, a standard questionnaire has been provided. Please respond to all questions by circling your answer or providing a written response, where requested. Please make a copy of this questionnaire. Mail to: Commandant, US Army MANSCEN, ATTN: ATZT-DT-WF-E, Fort Leonard Wood, MO 65473-8600.

THE FOLLOWING QUESTIONS PERTAIN TO YOU.

1. What is your position (for example, company commander, platoon sergeant [PSG])?

\_\_\_\_\_

2. How long have you served in this position? \_\_\_\_\_

3. How long have you served in this unit? \_\_\_\_\_

4. What is your component?

- a. Active Component
- b. Reserve Component

5. Where is your unit?

- a. Continental United States (CONUS)
- b. United States Army, Europe (USAREUR)
- c. United States Army, Western Command (WESTCOM)
- d. Eighth United States Army (USA)
- e. Other (specify)

\_\_\_\_\_

THE FOLLOWING QUESTIONS ARE ABOUT THE MTP IN GENERAL.

6. How do you feel this document has affected training in your unit when compared to other training products?

- a. Has made training worse.
- b. Has made training better.
- c. Has had no affect on training.
- d. Do not know or do not have an opinion.

7. How easy is the document to use, compared to other training products?

- a. More difficult.
- b. Easier.
- c. About the same.
- d. Do not know or do not have an opinion.

For question numbers 8 through 11, choose one of the following answers:

- a. Chapter 1, Unit Training.
- b. Chapter 2, Training Matrixes.
- c. Chapter 3, Mission Outlines.
- d. Chapter 4, Training Exercises.
- e. Chapter 5, Training and Evaluation Outlines.
- f. Chapter 6, External Evaluation.
- g. Do not know or do not have an opinion.

8. What part of the MTP document was least useful? \_\_\_\_\_

9. What part of the MTP document was most useful? \_\_\_\_\_

10. What is the most difficult part of the MTP to understand?  
\_\_\_\_\_

11. What is the easiest part of the MTP to understand? \_\_\_\_\_

THE FOLLOWING QUESTIONS PERTAIN TO THE TRAINING EXERCISES.

12. The exercises are designed to prepare the unit to accomplish its wartime mission. In your opinion, how well do they fulfill this purpose?

- a. They do not prepare the unit at all.
- b. They help, but only provide 20 percent or less of my unit's training requirements.
- c. They help, but only provide 21 to 50 percent of my unit's training requirements.
- d. They help, but only provide between 51 to 80 percent of my unit's training requirements.
- e. They provide 81 percent or more of my unit's training requirements.

13. Would you recommend that any STX be added or deleted from the MTP? \_\_\_\_\_

14. What was the greatest problem you experienced with the exercises?

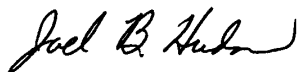
- a. Have too many pages.
- b. Are hard to read and understand.
- c. Need more illustrations.
- d. Need more information on how to set up the exercises.
- e. Need more information on leader training.
- f. Need more information on how to conduct the exercises.
- g. Need more information on support and resources.
- h. Need more information on normally attached elements.
- i. Do not interface well with other training products, such as battle drills.
- j. Do not know or do not have an opinion.



By Order of the Secretary of the Army:

ERIC K. SHINSEKI  
General, United States Army  
Chief of Staff

Official:



Administrative Assistant to the  
Secretary of the Army  
0219724

DISTRIBUTION:

*Active Army, Army National Guard, and US Army Reserve:* Not to be distributed. Electronic Means Only.

**PIN: 079975-000**